



A Product Line of
Diodes Incorporated



SPECIFICATION FOR APPROVAL

CUSTOMER _____

NOMINAL FREQUENCY 32.768 KHz




PRODUCT TYPE TYPE G4 SMD X'TAL

SPEC. NO. (P/N) G43270016

CUSTOMER P/N _____

ISSUE DATE Jun.13,2018

VERSION D

APPROVED	PREPARED	QA
		

Diodes Incorporated

No.2, Ziqiang 5th Rd., Zhongli Industrial Park,
Zhongli Dist., Taoyuan City 32063, Taiwan (R.O.C.)
TEL: 886-3-451-8888
FAX: 886-3-461-3865
<https://www.diodes.com>

*RoHS Exception
*HF-Halogen Free
*REACH Compliant

TYPE G4 SMD X'TAL

G43270016

VER. D 13-Jun-18

ELECTRICAL SPECIFICATIONS

SRe Part Number : G43270016

Parameters	Symbol	Specifications	Units	Notes
Nominal Frequency	Fn	32.768	KHz	
Frequency Tolerance	FT	± 20	ppm	at 25 °C ± 5 °C
Load Capacitance	CL	12.5	pF	Typ.
Drive Level	DL	1	μW	Max.
Equivalent Series Resistance	ESR	60	KΩ	Max.
Temperature Coefficient	K	-0.042	ppm/°C ²	Typ.
Shunt Capacitance	C0	2	pF	Max.
Motional Capacitance	C1	2	fF	Typ.
Operating Temperature Range	TR	-40~85	°C	
Storage Temperature Range		-55~85	°C	
Aging		± 3	ppm	Max 1st year
Insulation Resistance		500	MΩ	Min.

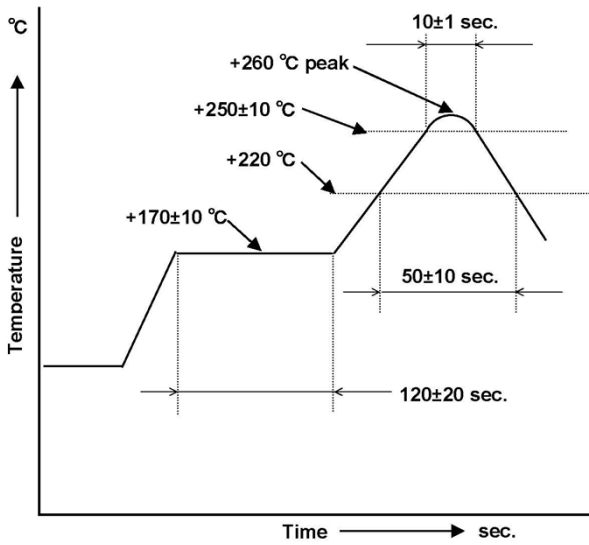
Reliability (Mechanical and Environmental Endurance)

No.	Test Items	Test Method and Condition	Requirements
1	Vibration	(1) Vibration Frequency: 10 to 55Hz (2) Vibration Amplitude: 1.5mm (3) Cycle Time: 1-2min(10-55-10Hz) (4) Direction: X.Y.Z (5) Duration: 2h/each direction	Frequency Change: ±10ppm Max. Resistance Change: ±15% or 5kΩ Max.
2	Shock	3 Times free drop from 75cm height to hard wooden board of thickness more than 30mm	Frequency Change: ±10ppm Max. Resistance Change: ±15% or 5kΩ Max.
3	Leakage	Put crystal units into a hermetic container and Helium for 0.5-0.6Mpa, and keep it for 1h; Check the leakage by a Helium leak detector	Leakage: 1x10 ⁻⁸ Pa·m ³ /s Max.

TYPE G4 SMD X'TAL

G43270016

VER. D 13-Jun-18

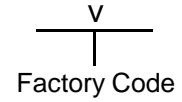
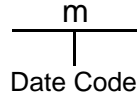
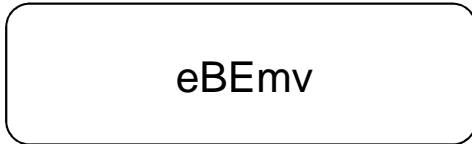
4	Reflow soldering	 <p>Note: the temperature used herein means the temperature on the circuit board. Reflow: 2 times max.</p>	<p>Frequency Change: ± 10ppm Max. Frequency Change: ± 10ppm Max. Resistance Change: $\pm 25\%$ or 10kΩ Max.</p>
5	Lead Strength (DIP)	The crystal lead with the 0.9kg(9N) power (keep it for 30s \pm 5s) and bend the crystal lead 90° with 0.45kg power and two times	The crystal lead is not abnormality
6	High Temperature Endurance	The crystal units shall be put in somewhere for 2 hrs at temperature of -85°C \pm 2°C, then keep it for 1 to 2 hrs under room temperature.	<p>Frequency Change: ± 10ppm Max. Resistance Change: $\pm 15\%$ or 5kΩ Max.</p>
7	Low Temperature Endurance	The crystal units shall be put in somewhere for 2 hrs at temperature of -25°C, then keep it for 1 to 2 hrs under room temperature.	
8	Humidity Endurance	The crystal units shall be put in somewhere at 40°C in relative humidity of 90-95% for 48 hrs, then keep it for one or two hours under room temperature.	
9	Temperature Cycle	Temperature shift from low(-40°C) to high(100°C, keep 30 mins), satisfy high(100°C) to low(-40°C, keep 30 mins), then go up to room temperature for 5 cycles.	
10	Salt Spray Test	Put the crystal units in the salt spray room (salt density: 5%) at the temperature of 35°C for 96 hrs. Then clean it with water and dry its surface.	<p>The appearance shall has no abnormality and soldering is good. Frequency Change: ± 10ppm Max. Resistance Change: $\pm 15\%$ or 5kΩ Max.</p>

TYPE G4 SMD X'TAL

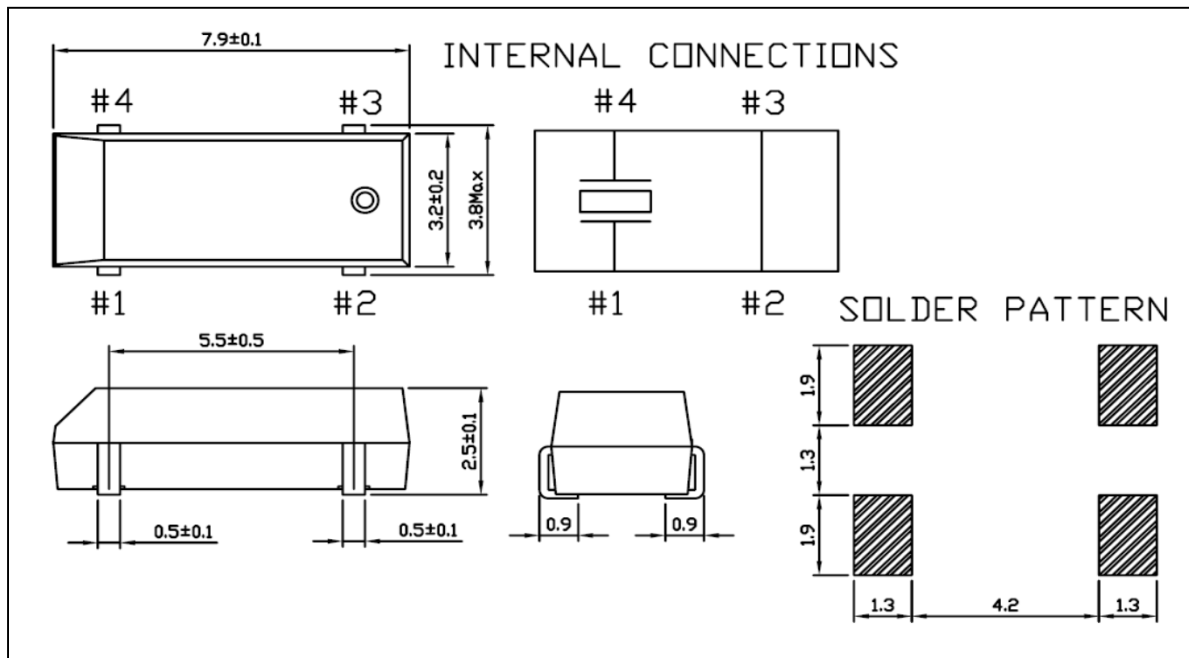
G43270016

VER. D 13-Jun-18

Marking



Dimensions (Units: mm)



TYPE G4 SMD X'TAL

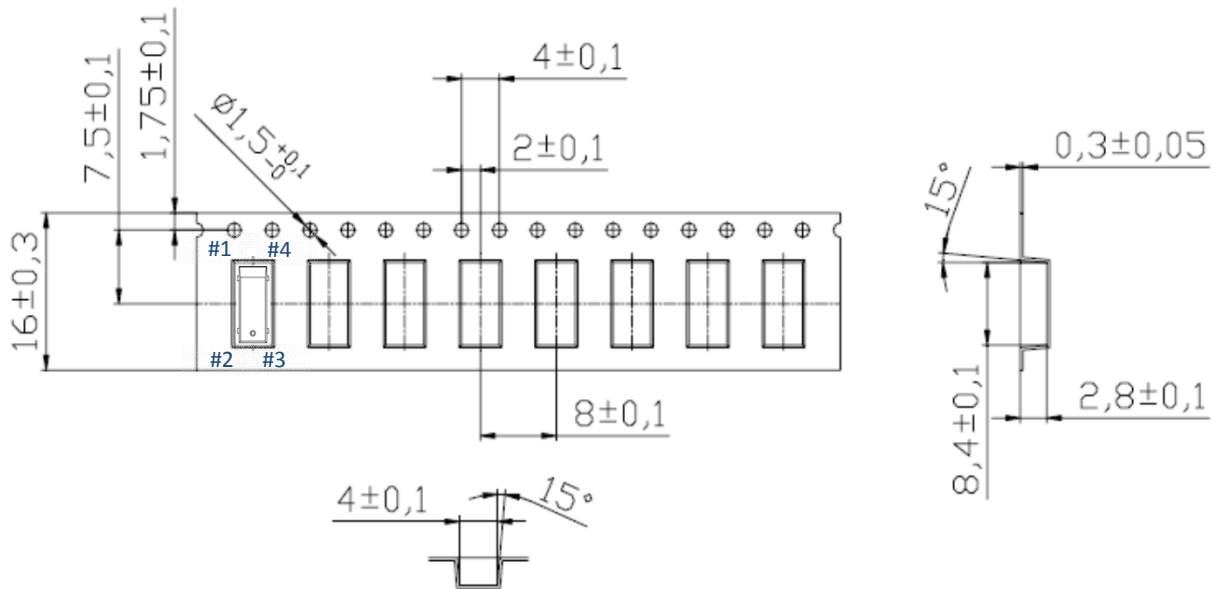
G43270016

VER. D 13-Jun-18

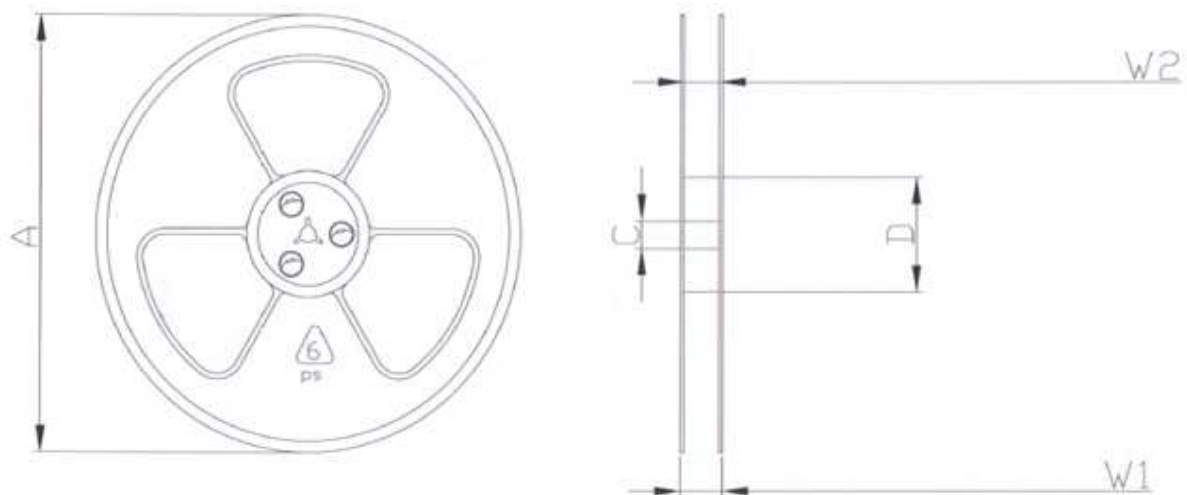
TAPE AND REEL SPECIFICATION

1. Tape and Reel form conform to EIA-481-B
2. The quantity of crystal units per reel shall be 3000PCS.
3. A "LABEL" on which necessary information is clearly written is on the surface of packing box and the reel.

CARRIER TAPE DIMENSIONS



REEL DIMENSIONS



$A \pm 0.5$	$C \pm 0.2$	$D \pm 0.3$	$W1 \pm 0.2$	$W2 \begin{matrix} +0.4 \\ +0.2 \end{matrix}$
330	25	100	20	16

单击下面可查看定价，库存，交付和生命周期等信息

[>>Diodes Incorporated\(达达科技\(美台\)\)](#)