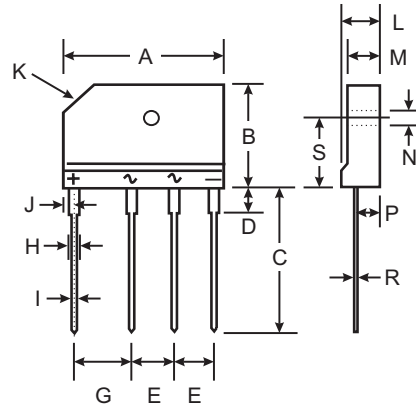


Features

- Glass Passivated Die Construction
- High Case Dielectric Strength of 1500VRMS
- Low Reverse Leakage Current
- Surge Overload Rating to 240A Peak
- Ideal for Printed Circuit Board Applications
- UL Listed Under Recognized Component Index, File Number E94661
- **Lead Free Finish/RoHS Compliant (Note 4)**

Mechanical Data

- Case: GBJ
- Case Material: Molded Plastic. UL Flammability Classification Rating 94V-0
- Moisture Sensitivity: Level 1 per J-STD-020C
- Terminals: Plated Leads, Solderable per MIL-STD-202, Method 208 (e3)
- Lead Free Plating (Tin Finish).
- Polarity: Molded on Body
- Mounting: Through Hole for #6 Screw
- Mounting Torque: 5.0 in-lbs Maximum
- Marking: Type Number
- Weight: 6.6 grams (approximate)



| GBJ | | |
|----------------------|-----------|-------|
| Dim | Min | Max |
| A | 29.70 | 30.30 |
| B | 19.70 | 20.30 |
| C | 17.00 | 18.00 |
| D | 3.80 | 4.20 |
| E | 7.30 | 7.70 |
| G | 9.80 | 10.20 |
| H | 2.00 | 2.40 |
| I | 0.90 | 1.10 |
| J | 2.30 | 2.70 |
| K | 3.0 X 45° | |
| L | 4.40 | 4.80 |
| M | 3.40 | 3.80 |
| N | 3.10 | 3.40 |
| P | 2.50 | 2.90 |
| R | 0.60 | 0.80 |
| S | 10.80 | 11.20 |
| All Dimensions in mm | | |

Maximum Ratings and Electrical Characteristics @ T_A = 25°C unless otherwise specified

Single phase, 60Hz, resistive or inductive load.
For capacitive load, derate current by 20%.

| Characteristic | Symbol | GBJ 15005 | GBJ 1501 | GBJ 1502 | GBJ 1504 | GBJ 1506 | GBJ 1508 | GBJ 1510 | Unit |
|--|-----------------------------------|-------------|----------|----------|----------|----------|----------|----------|------------------|
| Peak Repetitive Reverse Voltage | V _{RRM} | 50 | 100 | 200 | 400 | 600 | 800 | 1000 | V |
| Working Peak Reverse Voltage | V _{RWM} | | | | | | | | |
| DC Blocking Voltage | V _R | | | | | | | | |
| RMS Reverse Voltage | V _{R(RMS)} | 35 | 70 | 140 | 280 | 420 | 560 | 700 | V |
| Average Forward Rectified Output Current @ T _C = 100°C | I _O | 15 | | | | | | | A |
| Non-Repetitive Peak Forward Surge Current, 8.3 ms single half-sine-wave superimposed on rated load | I _{FSM} | 240 | | | | | | | A |
| Forward Voltage (per element) @ I _F = 7.5A DC | V _{FM} | 1.05 | | | | | | | V |
| Peak Reverse Current @ T _C = 25°C at Rated DC Blocking Voltage | I _R | 10 | | | | | | | μA |
| | | 500 | | | | | | | |
| I ² t Rating for Fusing (t < 8.3ms) (Note 1) | I ² t | 240 | | | | | | | A ² s |
| Typical Total Capacitance per Element (Note 2) | C _T | 60 | | | | | | | pF |
| Typical Thermal Resistance, Junction to Case (Note 3) | R _{θJC} | 0.8 | | | | | | | °C/W |
| Operating and Storage Temperature Range | T _j , T _{STG} | -65 to +150 | | | | | | | °C |

- Notes:
1. Non-repetitive, for t > 1ms and < 8.3 ms.
 2. Measured at 1.0 MHz and applied reverse voltage of 4.0V DC.
 3. Thermal resistance from junction to case per element. Unit mounted on 300 x 300 x 1.6mm copper plate heat sink.
 4. RoHS revision 13.2.2003. Glass and High Temperature Solder Exemptions Applied, see EU Directive Annex Notes 5 and 7.

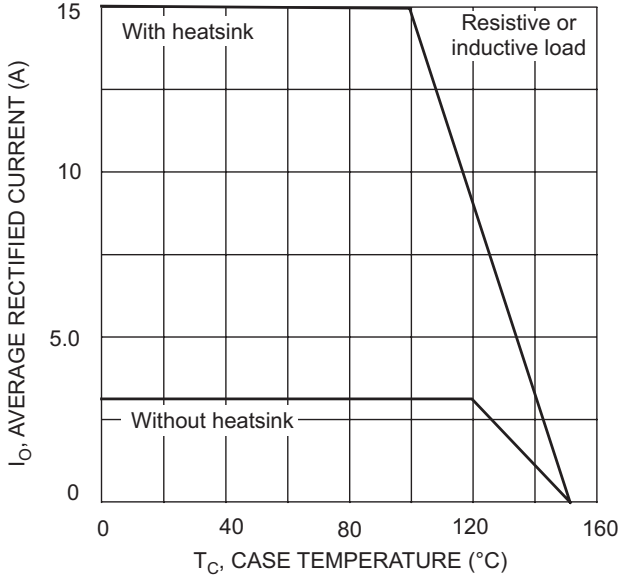


Fig. 1 Forward Current Derating Curve

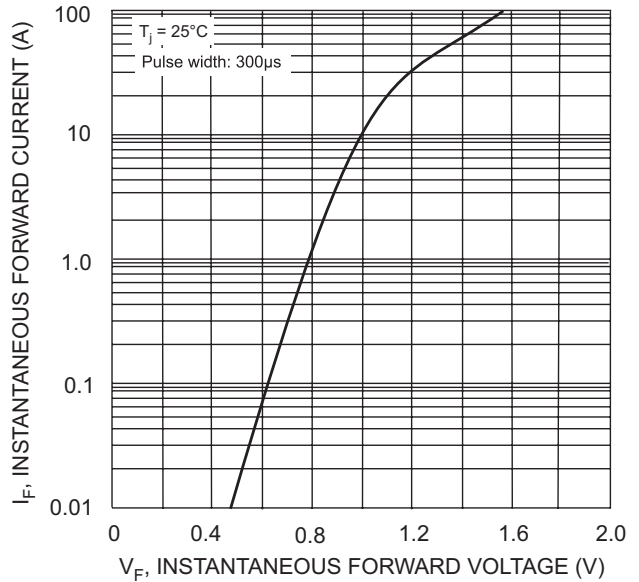


Fig. 2 Typical Forward Characteristics

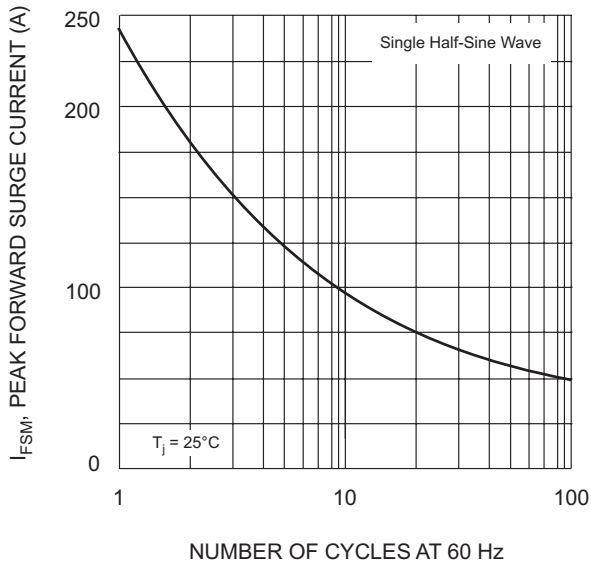


Fig. 3 Maximum Non-Repetitive Surge Current

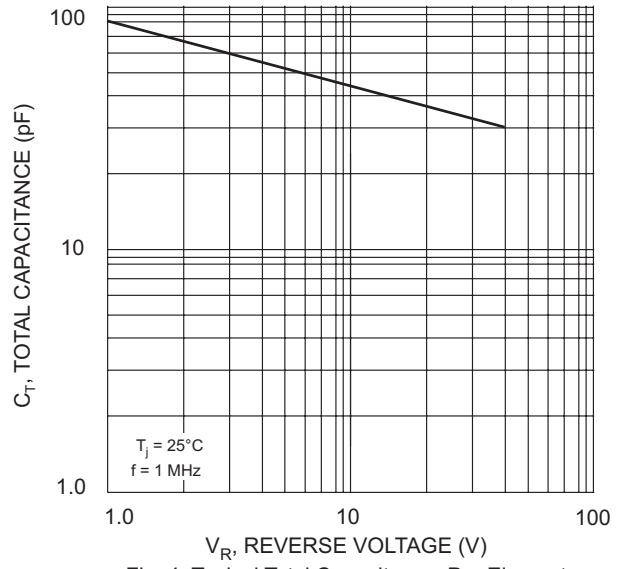


Fig. 4 Typical Total Capacitance, Per Element

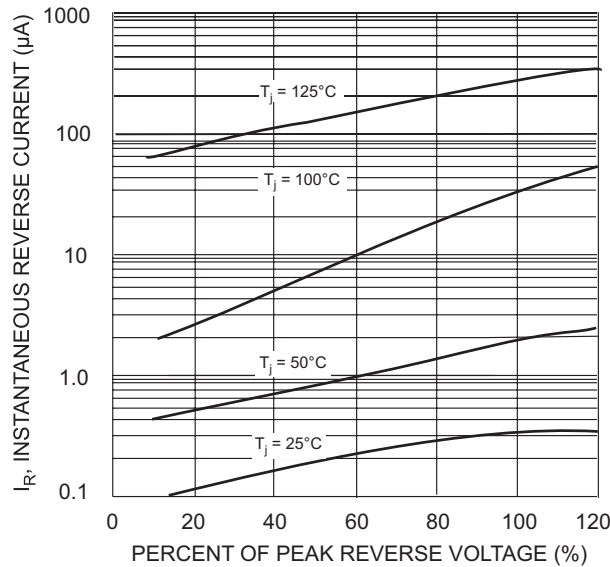


Fig. 5 Typical Reverse Characteristics

Ordering Information (Note 5)

| Device | Packaging | Shipping |
|------------|-----------|----------|
| GBJ15005-F | GBJ | 15/Tube |
| GBJ1501-F | GBJ | 15/Tube |
| GBJ1502-F | GBJ | 15/Tube |
| GBJ1504-F | GBJ | 15/Tube |
| GBJ1506-F | GBJ | 15/Tube |
| GBJ1508-F | GBJ | 15/Tube |
| GBJ1510-F | GBJ | 15/Tube |

Notes: 5. For packaging details, visit our website at <http://www.diodes.com/datasheets/ap02008.pdf>.

IMPORTANT NOTICE

Diodes Incorporated and its subsidiaries reserve the right to make modifications, enhancements, improvements, corrections or other changes without further notice to any product herein. Diodes Incorporated does not assume any liability arising out of the application or use of any product described herein; neither does it convey any license under its patent rights, nor the rights of others. The user of products in such applications shall assume all risks of such use and will agree to hold Diodes Incorporated and all the companies whose products are represented on our website, harmless against all damages.

LIFE SUPPORT

Diodes Incorporated products are not authorized for use as critical components in life support devices or systems without the expressed written approval of the President of Diodes Incorporated.

单击下面可查看定价，库存，交付和生命周期等信息

[>>Diodes Incorporated\(达尔科技\)](#)