

Transient Voltage Suppressors for ESD protection

DESCRIPTION

The ESD5Z5.0C is designed to protect voltage sensitive components from ESD and transient voltage events. Excellent clamping capability, low leakage, and fast response time, make these parts ideal for ESD protection on designs where board space is at a premium.

This device has been specifically designed to protect sensitive components which are connected to data and transmission lines from overvoltage caused by ESD (electrostatic discharge), CDE (Cable Discharge Events), and EFT (electrical fast transients).

FEATURES

- ✧ IEC61000-4-2 (ESD) $\pm 15\text{kV}$ (air),
 $\pm 8\text{kV}$ (contact)
- ✧ IEC61000-4-4 (EFT) 40A (5/50ns)
- ✧ Peak power dissipation: 45W (8/20 μs)
- ✧ Protects one I/O line
- ✧ Low clamping voltage
- ✧ Working voltages : 5V
- ✧ Low leakage current

MACHANICAL DATA

- ✧ SOD-523 package
- ✧ Terminals: Tin plated, solderable per MIL-STD-750, method 2026
- ✧ Packaging: Tape and Reel
- ✧ Reel size: 7 inch

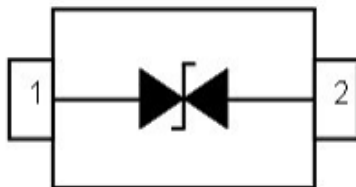
ORDERING INFORMATION

- ✧ Device: ESD5Z5.0C
- ✧ Package: SOD-523
- ✧ Marking: 5C ∞
- ✧ Material: Halogen free
- ✧ Packing: Tape & Reel
- ✧ Quantity per reel: 3,000pcs

APPLICATIONS

- ✧ High Speed Line :USB1.0/2.0, VGA, DVI, SDI,
- ✧ Serial and Parallel Ports
- ✧ Notebooks, Desktops, Servers
- ✧ Projection TV
- ✧ Cellular handsets and accessories
- ✧ Portable instrumentation
- ✧ Peripherals

PIN CONFIGURATION



PACKAGE OUTLINE



Transient Voltage Suppressors for ESD protection

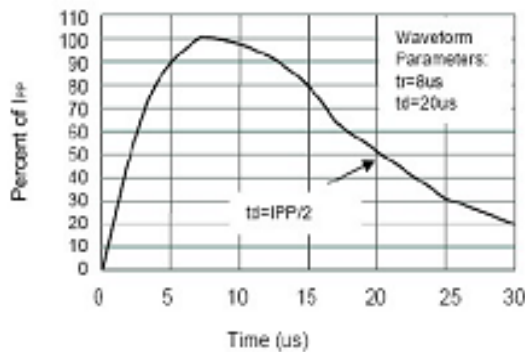
ABSOLUTE MAXIMUM RATING

Symbol	Parameter	Value	Units
V_{ESD}	ESD per IEC 61000-4-2 (Air)	±8	kV
	ESD per IEC 61000-4-2 (Contact)	±15	
P_{PP}	Peak Pulse Power (8/20µs)	45	W
T_{OPT}	Operating Temperature	-40~150	°C
T_{STG}	Storage Temperature	-40~150	°C

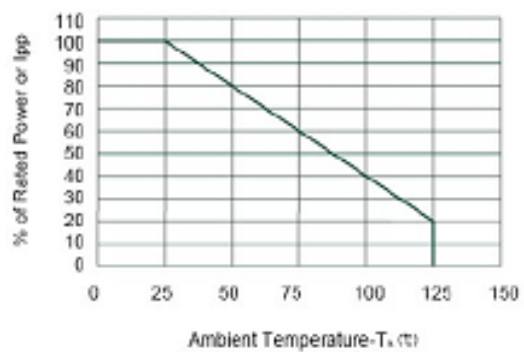
ELECTRICAL CHARACTERISTICS (Tamb=25°C)

Symbol	Parameter	Test Condition	Min	Typ	Max	Units
V_{RWM}	Reverse Working Voltage				5.0	V
V_{BR}	Reverse Breakdown Voltage	$I_T = 1mA$	5.6			V
I_R	Reverse Leakage Current	$V_{RWM} = 5V$			1.0	µA
V_C	Clamping Voltage	$I_{PP} = 1A, t_p = 8/20µs$			10.0	V
V_C	Clamping Voltage	$I_{Pmax} = 3A, t_p = 8/20µs$			15.0	V
C_J	Junction Capacitance	$V_R = 0V, f = 1MHz$		6.5	12	pF

ELECTRICAL CHARACTERISTICS CURVE



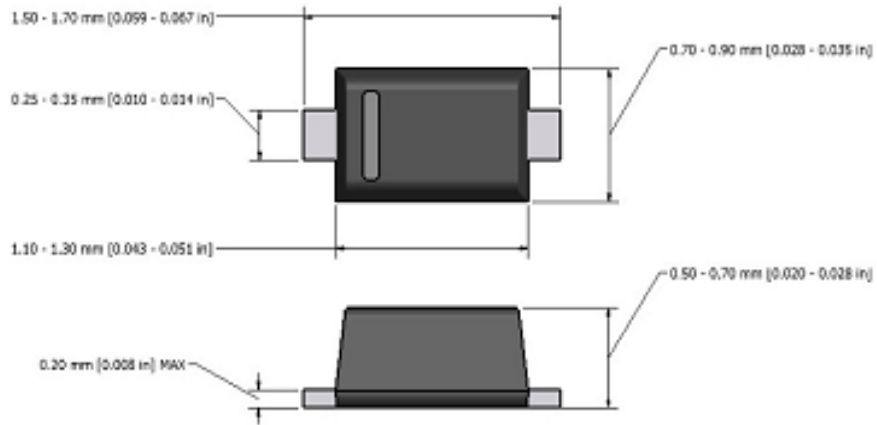
Pulse Waveform



Power Derating Curve

Transient Voltage Suppressors for ESD protection

SOD-523 PACKAGE OUTLINE DIMENSIONS



Note: Dimensions are exclusive of Burrs, Mold Flash & Tie Bar extrusions.

单击下面可查看定价，库存，交付和生命周期等信息

[>>DIOS\(迪恩思\)](#)