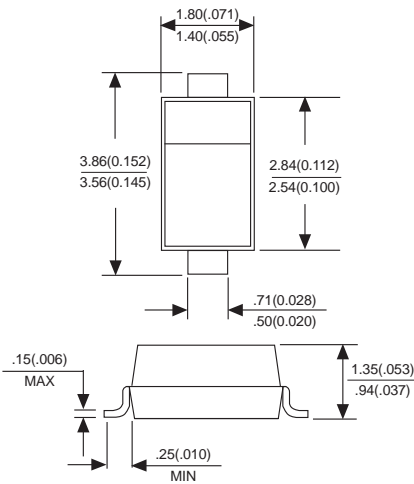
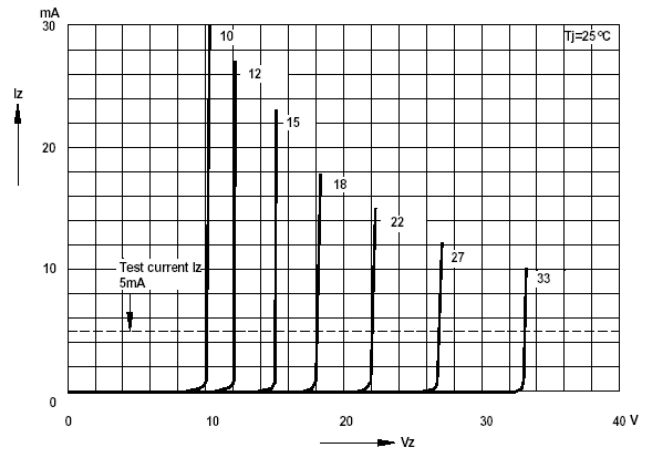
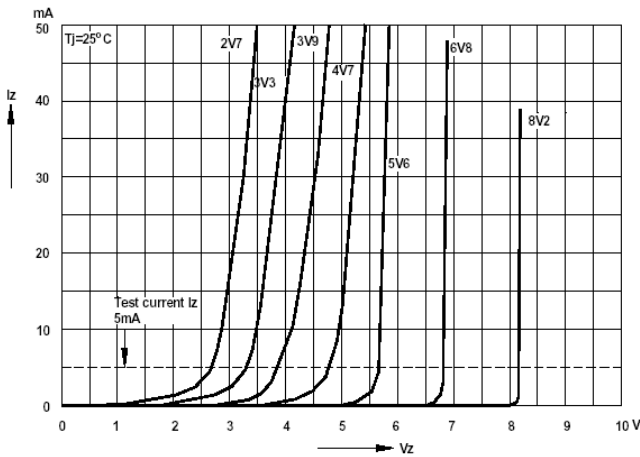


ZENER DIODE																	
<p>SOD-123</p>  <p>Dimensions in millimeters and (inches)</p>	<p>Features</p> <ul style="list-style-type: none"> ◆ Low Zener Impedance ◆ 500mW; Power Dissipation of 500mW ◆ High Stability and High Reliability <p>Mechanical Data</p> <p>Case: Molded plastic body Terminals: Plated leads solderable per MIL-STD-750, Method 2026 Polarity: Polarity symbols marked on case</p>																
<p>Maximum ratings (Tamb=25C unless otherwise specified)</p> <table border="1"> <thead> <tr> <th>PARAMETER</th> <th>SYMBOLS</th> <th>Value</th> <th>UNITS</th> </tr> </thead> <tbody> <tr> <td>Forward voltage</td> <td>V_F</td> <td>0.9</td> <td>V</td> </tr> <tr> <td>Power dissipation (Note1)</td> <td>P_d</td> <td>500</td> <td>mW</td> </tr> <tr> <td>Operating and storage temperature range</td> <td>T_{STG}</td> <td>-65 to +150</td> <td>°C</td> </tr> </tbody> </table> <p>Note 1: Valid provided that leads at a distance of 10mm from case are kept at ambient temperature</p>		PARAMETER	SYMBOLS	Value	UNITS	Forward voltage	V _F	0.9	V	Power dissipation (Note1)	P _d	500	mW	Operating and storage temperature range	T _{STG}	-65 to +150	°C
PARAMETER	SYMBOLS	Value	UNITS														
Forward voltage	V _F	0.9	V														
Power dissipation (Note1)	P _d	500	mW														
Operating and storage temperature range	T _{STG}	-65 to +150	°C														

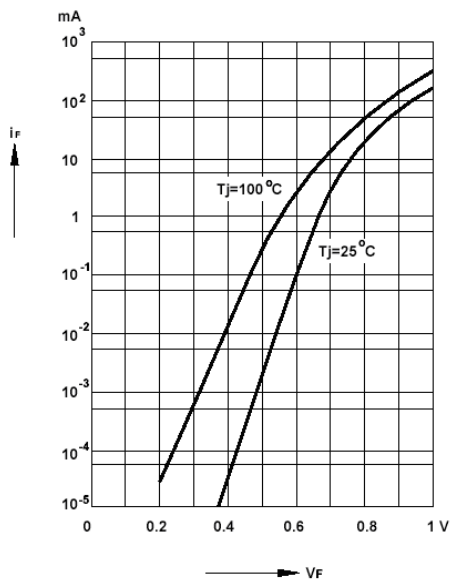
ELECTRICAL CHARACTERISTICS (@ TA=25°C unless otherwise specified)													
Device	Marking	Zener Voltage Range				Maximum Zener Impedance			Maximum Reverse Current		Typical Temperature coefficient @ IZTC=mV/°C		Test Current IZTC
		Vz@Izt			Izt	Zzt @Izt	Zzk @Izk	Izk	IR	VR	Min	Max	
		Nom(V)	Min(V)	Max(V)	mA	Ω	mA	uA	V	mA			
BZT52C2V4	WX	2.4	2.2	2.6	5	100	600	1.0	50	1.0	-3.5	0	5
BZT52C2V7	W1	2.7	2.5	2.9	5	100	600	1.0	20	1.0	-3.5	0	5
BZT52C3V0	W2	3.0	2.8	3.2	5	95	600	1.0	10	1.0	-3.5	0	5
BZT52C3V3	W3	3.3	3.1	3.5	5	95	600	1.0	5	1.0	-3.5	0	5
BZT52C3V6	W4	3.6	3.4	3.8	5	90	600	1.0	5	1.0	-3.5	0	5
BZT52C3V9	W5	3.9	3.7	4.1	5	90	600	1.0	3	1.0	-3.5	0	5
BZT52C4V3	W6	4.3	4.0	4.6	5	90	600	1.0	3	1.0	-3.5	0	5
BZT52C4V7	W7	4.7	4.4	5.0	5	80	500	1.0	3	2.0	-3.5	0.2	5
BZT52C5V1	W8	5.1	4.8	5.4	5	60	480	1.0	2	2.0	-2.7	1.2	5
BZT52C5V6	W9	5.6	5.2	6.0	5	40	400	1.0	1	2.0	-2.0	2.5	5
BZT52C6V2	WA	6.2	5.8	6.6	5	10	150	1.0	3	4.0	0.4	3.7	5
BZT52C6V8	WB	6.8	6.4	7.2	5	15	80	1.0	2	4.0	1.2	4.5	5
BZT52C7V5	WC	7.5	7.0	7.9	5	15	80	1.0	1	5.0	2.5	5.3	5
BZT52C8V2	WD	8.2	7.7	8.7	5	15	80	1.0	0.7	5.0	3.2	6.2	5
BZT52C9V1	WE	9.1	8.5	9.6	5	15	100	1.0	0.5	6.0	3.8	7.0	5
BZT52C10	WF	10	9.4	10.6	5	20	150	1.0	0.2	7.0	4.5	8.0	5
BZT52C11	WG	11	10.4	11.6	5	20	150	1.0	0.1	8.0	5.4	9.0	5
BZT52C12	WH	12	11.4	12.7	5	25	150	1.0	0.1	8.0	6.0	10.0	5
BZT52C13	WI	13	12.4	14.1	5	30	170	1.0	0.1	8.0	7.0	11.0	5
BZT52C15	WJ	15	13.8	15.6	5	30	200	1.0	0.1	10.5	9.2	13.0	5
BZT52C16	WK	16	15.3	17.1	5	40	200	1.0	0.1	11.2	10.4	14.0	5
BZT52C18	WL	18	16.8	19.1	5	45	225	1.0	0.1	12.6	12.4	16.0	5
BZT52C20	WM	20	18.8	21.2	5	55	225	1.0	0.1	14.0	14.4	18.0	5
BZT52C22	WN	22	20.8	23.3	5	55	250	1.0	0.1	15.4	16.4	20.0	5
BZT52C24	WO	24	22.8	25.6	5	70	250	1.0	0.1	16.8	18.4	22.0	5
BZT52C27	WP	27	25.1	28.9	2	80	300	0.5	0.1	18.9	21.4	25.3	2
BZT52C30	WQ	30	28.0	32.0	2	80	300	0.5	0.1	21.0	24.4	29.4	2
BZT52C33	WR	33	31.0	35.0	2	80	325	0.5	0.1	23.1	27.4	33.4	2
BZT52C36	WS	36	34.0	38.0	2	90	350	0.5	0.1	25.2	30.4	37.4	2
BZT52C39	WT	39	37.0	41.0	2	130	350	0.5	0.1	27.3	33.4	41.2	2
BZT52C43	WU	43	40.0	46.0	2	100	700	1.0	0.1	32.0	10.0	12.0	5
BZT52C47	WV	47	44.0	50.0	2	100	750	1.0	0.1	35.0	10.0	12.0	5
BZT52C51	WW	51	48.0	54.0	2	100	750	1.0	0.1	43.0	10.0	12.0	5
BZT52C56	N3	56	53.20	58.80	2.2	150	1300	0.25	0.1	39.0	10.0	15.0	5
BZT52C62	N5	62	58.90	65.10	2.0	185	1400	0.25	0.1	47.0	10.0	15.0	5
BZT52C68	P1	68	64.60	71.40	1.8	230	1600	0.25	0.1	52.0	10.0	15.0	5
BZT52C75	P2	75	71.25	78.75	1.7	270	1700	0.25	0.1	56.0	10.0	15.0	5

ELECTRICAL CHARACTERISTICS (at $T_A=25^\circ\text{C}$ unless otherwise noted)

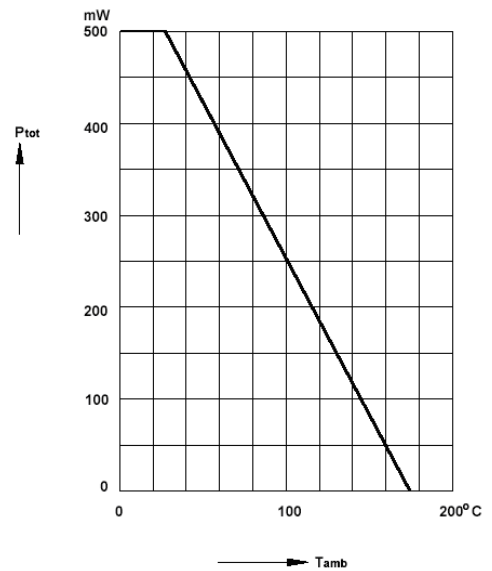
**Breakdown characteristics
at $T_J=\text{constant}$ (pulsed)**



Forward characteristics



Admissible power dissipation versus ambient temperature



单击下面可查看定价，库存，交付和生命周期等信息

[>>DIOS\(迪恩思\)](#)