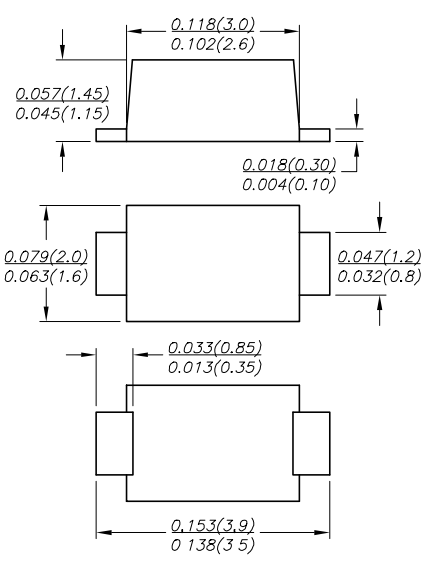


SURFACE MOUNT SCHOTTKY BARRIER RECTIFIER	Reverse Voltage - 20 to 200 Volts Forward Current - 3.0 Ampere
SOD-123FL  <p><i>Dimensions in inches and (millimeters)</i></p>	Features <ul style="list-style-type: none"> ◆ The plastic package carries Underwriters Laboratory Flammability Classification 94V-0 ◆ For surface mounted applications ◆ Built-in strain relief, ideal for automated placement ◆ Low reverse leakage ◆ High forward surge current capability ◆ High temperature soldering guaranteed 250°C/10 seconds at terminals Mechanical Data <p>Case : Molded plastic body Terminals : Solder plated, solderable per MIL-STD-750, Method 2026 Polarity : Polarity symbol marking on body Mounting Position : Any Weight : 0.0007 ounce, 0.02 grams</p>

Maximum Ratings And Electrical Characteristics

Ratings at 25°C ambient temperature unless otherwise specified. Single phase half-wave 60Hz, resistive or inductive load, for capacitive load current derate by 20%.

Parameter	SYMBOLS	K32	K34	K36	K38	K310	K315	K320	UNITS	
Maximum repetitive peak reverse voltage	V _{RRM}	20	40	60	80	100	150	200	V	
Maximum RMS voltage	V _{RMS}	14	28	42	56	70	105	140	V	
Maximum DC blocking voltage	V _{DC}	20	40	60	80	100	150	200	V	
Maximum average forward rectified current at T _L =100°C	I _(AV)	3.0							A	
Peak forward surge current, 8.3ms single half sine-wave superimposed on rated load	I _{FSM}	70.0							A	
Maximum instantaneous forward voltage at 3.0A	V _F	0.55	0.70	0.85	0.95				V	
Maximum DC reverse current T _A =25°C at rated DC blocking voltage T _A =125°C	I _R	0.5 50		0.05 10					mA	
Typical thermal resistance	R _{qJA}	85.0							°C/W	
Operating junction temperature range	T _J	-55 to +125			-55 to +150					°C
Storage temperature range	T _{STG}	-55 to +150							°C	

Ratings And Characteristic Curves

FIG. 1- DERATING CURVE OUTPUT RECTIFIED CURRENT

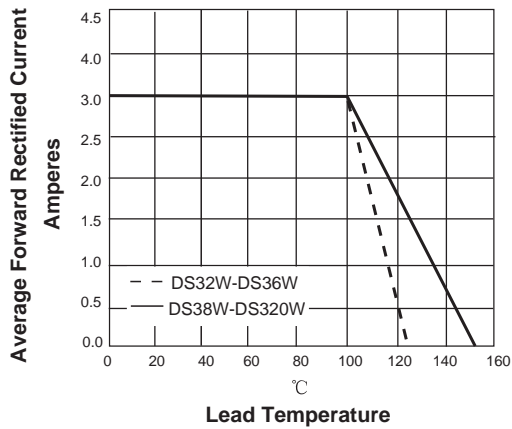


FIG. 2-MAXIMUM NON-REPETITIVE PEAK FORWARD SURGE CURRENT PER LEG

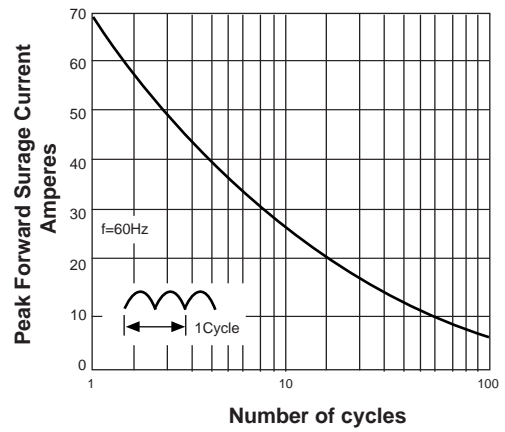


FIG. 3-TYPICAL FORWARD VOLTAGE CHARACTERISTICS

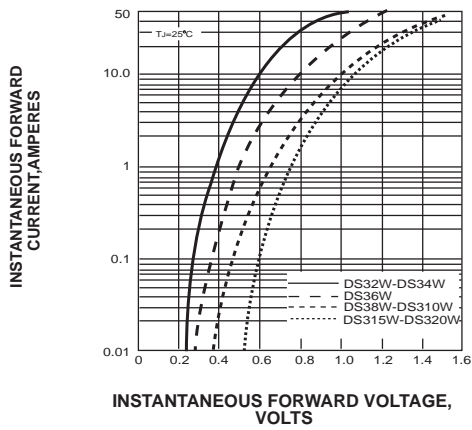
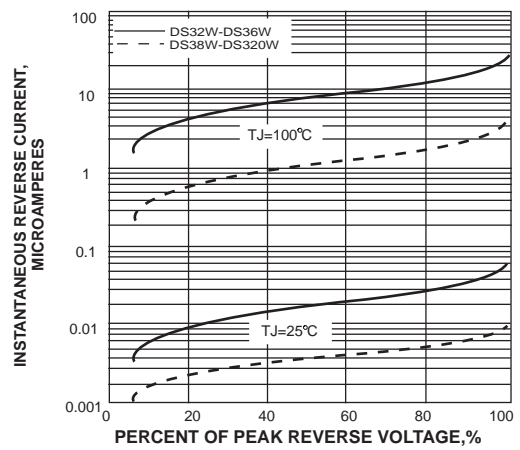


FIG. 4-TYPICAL REVERSE LEAKAGE CHARACTERISTICS



单击下面可查看定价，库存，交付和生命周期等信息

[>>DIOS\(迪恩思\)](#)