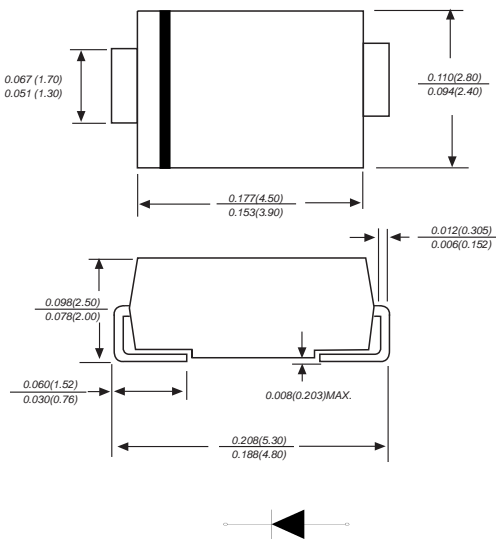


2.0Amp Fast Recovery Surface Mounted Rectifiers

DO-214AC/SMA



Dimensions in inches and (millimeters)

Features

- ▶ The plastic package carries Underwriters Laboratory Flammability Classification 94V-0
- ▶ Idea for printed circuit board
- ▶ Glass passivated Junction chip
- ▶ Low reverse leakage
- ▶ High forward surge current capability
- ▶ High temperature soldering guaranteed 250°C/10 seconds at terminals

Mechanical Data

Case : Molded plastic body

Terminals : Solder plated, solderable per MIL-STD-750, Method 2026

Polarity : Polarity symbol marking on body

Mounting Position : Any

Weight : 0.0023 ounce, 0.07 grams

Maximum Ratings And Electrical Characteristics

Ratings at 25°C ambient temperature unless otherwise specified. Single phase half-wave 60Hz, resistive or inductive load, for capacitive load current derate by 20%.

Parameter	SYMBOLS	RS2A	RS2B	RS2D	RS2G	RS2J	RS2K	RS2M	UNITS
Maximum repetitive peak reverse voltage	V_{RRM}	50	100	200	400	600	800	1000	V
Maximum RMS voltage	V_{RMS}	35	70	140	280	420	560	700	V
Maximum DC blocking voltage	V_{DC}	50	100	200	400	600	800	1000	V
Maximum average forward rectified current at $T_L=100^\circ\text{C}$	$I_{(AV)}$	2.0							A
Peak forward surge current, 8.3ms single half sine-wave superimposed on rated load	I_{FSM}	50.0							A
Maximum instantaneous forward voltage at 2.0A	V_F	1.30							V
Maximum DC reverse current $T_A=25^\circ\text{C}$ at rated DC blocking voltage $T_A=125^\circ\text{C}$	I_R	5.0 500							μA
Maximum reverse recovery time (Note 1)	T_{rr}	150				250	500	ns	
Typical junction capacitance (Note 2)	C_J	50.0							pF
Typical thermal resistance	R_{qJA}	80.0							$^\circ\text{C}/\text{W}$
Operating junction and storage temperature range	T_J, T_{STG}	-55 to +150							$^\circ\text{C}$

Ratings And Characteristic Curves

FIG. 1- DERATING CURVE OUTPUT RECTIFIED CURRENT

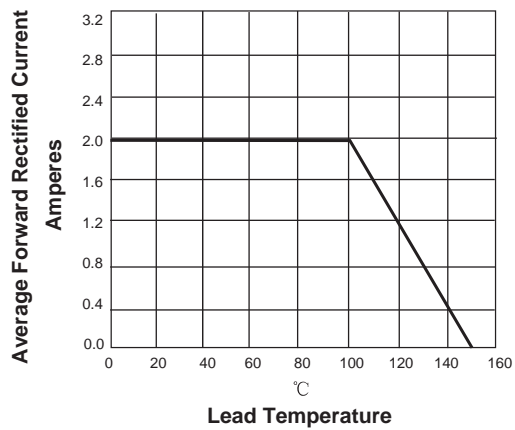


FIG. 2-MAXIMUM NON-REPETITIVE PEAK FORWARD SURGE CURRENT PERLEG

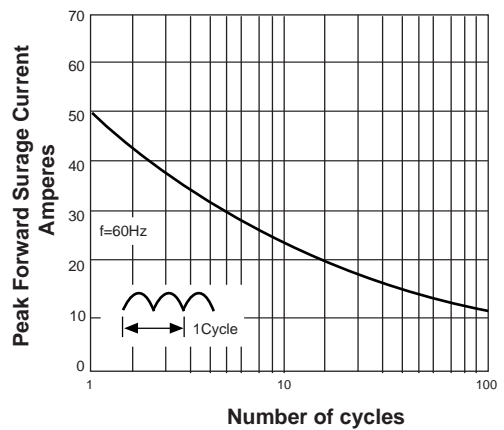


FIG. 3-TYPICAL FORWARD VOLTAGE CHARACTERISTICS

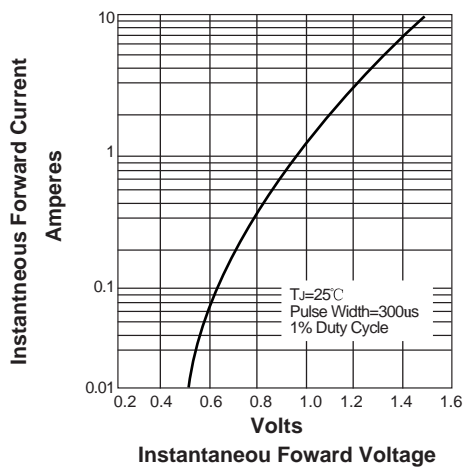
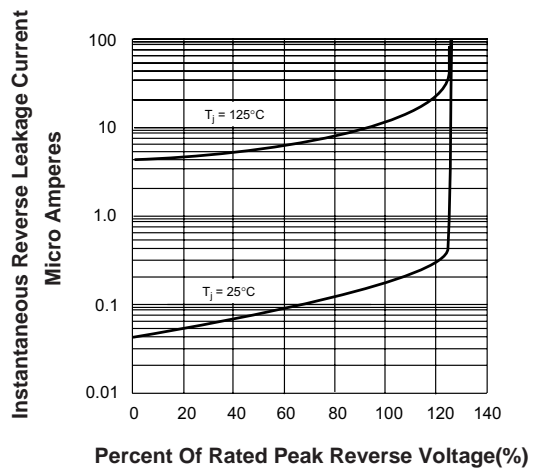


FIG. 4-TYPICAL REVERSE LEAKAGE CHARACTERISTICS



单击下面可查看定价，库存，交付和生命周期等信息

[>>DIOS\(迪恩思\)](#)