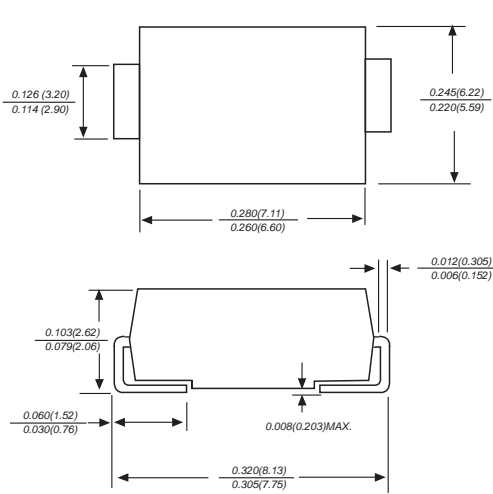


SURFACE MOUNT SCHOTTKY BARRIER RECTIFIER	Reverse Voltage - 20 to 200 Volts Forward Current -5.0 Amperes
<p style="text-align: center;">DO-214AB/SMC</p>  <p style="text-align: center;"><i>Dimensions in inches and (millimeters)</i></p>	<p>Features</p> <ul style="list-style-type: none"> ➤ The plastic package carries Underwriters Laboratory Flammability Classification 94V-0 ➤ For surface mounted applications ➤ Built-in strain relief, ideal for automated placement ➤ Low reverse leakage ➤ High forward surge current capability ➤ High temperature soldering guaranteed 250°C/10 seconds at terminals <p>Mechanical Data</p> <p>Case : Molded plastic body</p> <p>Terminals : Solder plated, solderable per MIL-STD-750, Method 2026</p> <p>Polarity : Polarity symbol marking on body</p> <p>Mounting Position : Any</p> <p>Weight : 0.008 ounce, 0.225 grams</p>

Maximum Ratings And Electrical Characteristics

Ratings at 25°C ambient temperature unless otherwise specified. Single phase half-wave 60Hz, resistive or inductive load, for capacitive load current derate by 20%.

Parameter	SYMBOLS	SS52C	SS54C	SS56C	SS58C	SS510C	SS515C	SS520C	UNITS
Maximum repetitive peak reverse voltage	V _{RRM}	20	40	60	80	100	150	200	V
Maximum RMS voltage	V _{RMS}	14	28	42	56	70	105	140	V
Maximum DC blocking voltage	V _{DC}	20	40	60	80	100	150	200	V
Maximum average forward rectified current at T _L =100°C	I _(AV)	5.0							A
Peak forward surge current, 8.3ms single half sine-wave superimposed on rated load	I _{FSM}	120.0							A
Maximum instantaneous forward voltage at 5.0A	V _F	0.55	0.70	0.85		0.95		V	
Maximum DC reverse current T _A =25°C at rated DC blocking voltage T _A =125°C	I _R	0.5 50		0.05 10		mA			
Typical thermal resistance	R _{qJA}	47.0							°C/W
Operating junction temperature range	T _J	-55 to +150							°C
Storage temperature range	T _{STG}	-55 to +150							°C

Ratings And Characteristic Curves

FIG. 1- DERATING CURVE OUTPUT RECTIFIED CURRENT

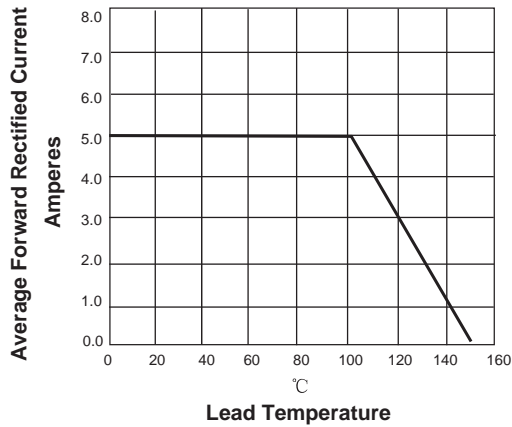


FIG. 2-MAXIMUM NON-REPETITIVE PEAK FORWARD SURGE CURRENT PER LEG

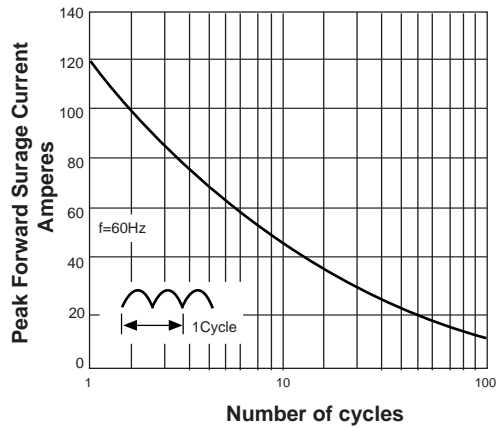


FIG. 3-TYPICAL FORWARD VOLTAGE CHARACTERISTICS

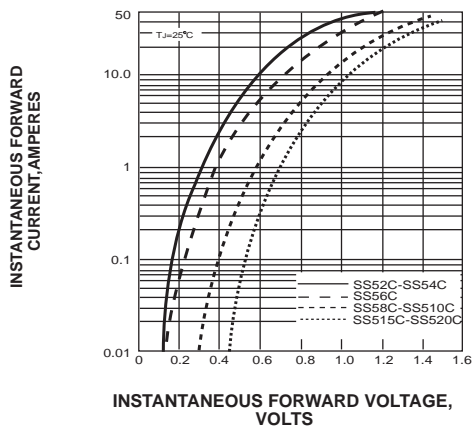
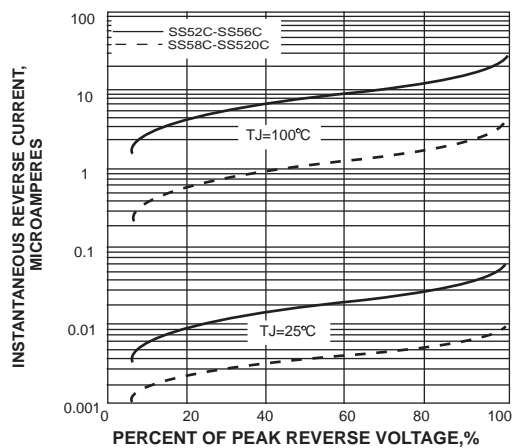


FIG. 4-TYPICAL REVERSE LEAKAGE CHARACTERISTICS



单击下面可查看定价，库存，交付和生命周期等信息

[>>DIOS\(迪恩思\)](#)