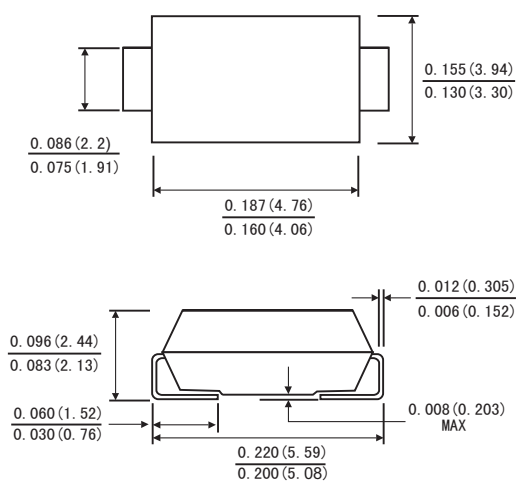


<b>SURFACE MOUNT SCHOTTKY BARRIER RECTIFIER</b>	Reverse Voltage - 20 to 200 Volts Forward Current -3.0 Amperes
<b>DO-214AA/SMB</b>  <p style="text-align: center;">Dimensions in inches and (millimeters)</p>	<b>Features</b> <ul style="list-style-type: none"> <li>➤ The plastic package carries Underwriters Laboratory Flammability Classification 94V-0</li> <li>➤ For surface mounted applications</li> <li>➤ Built-in strain relief, ideal for automated placement</li> <li>➤ Low reverse leakage</li> <li>➤ High forward surge current capability</li> <li>➤ High temperature soldering guaranteed 250°C/10 seconds at terminals</li> </ul> <b>Mechanical Data</b> <p><b>Case :</b> Molded plastic body</p> <p><b>Terminals :</b> Solder plated, solderable per MIL-STD-750, Method 2026</p> <p><b>Polarity :</b> Polarity symbol marking on body</p> <p><b>Mounting Position :</b> Any</p> <p><b>Weight :</b> 0.0035 ounce, 0.098 grams</p>

### Maximum Ratings And Electrical Characteristics

Ratings at 25°C ambient temperature unless otherwise specified. Single phase half-wave 60Hz, resistive or inductive load, for capacitive load current derate by 20%.

Parameter	SYMBOLS	SS32B	SS34B	SS36B	SS38B	SS310B	SS315B	SS320B	UNITS
Maximum repetitive peak reverse voltage	V <sub>RRM</sub>	20	40	60	80	100	150	200	V
Maximum RMS voltage	V <sub>RMS</sub>	14	28	42	56	70	105	140	V
Maximum DC blocking voltage	V <sub>DC</sub>	20	40	60	80	100	150	200	V
Maximum average forward rectified current at T <sub>L</sub> =100°C	I <sub>(AV)</sub>	3.0							A
Peak forward surge current, 8.3ms single half sine-wave superimposed on rated load	I <sub>FSM</sub>	80.0							A
Maximum instantaneous forward voltage at 3.0A	V <sub>F</sub>	0.55	0.70	0.85	0.95				V
Maximum DC reverse current at rated DC blocking voltage T <sub>A</sub> =25°C T <sub>A</sub> =125°C	I <sub>R</sub>	0.5 50			0.05 10			mA	
Typical thermal resistance	R <sub>qJA</sub>	85.0							°C/W
Operating junction temperature range	T <sub>J</sub>	-55 to +150							°C
Storage temperature range	T <sub>STG</sub>	-55 to +150							°C

**Ratings And Characteristic Curves**

FIG. 1- DERATING CURVE OUTPUT RECTIFIED CURRENT

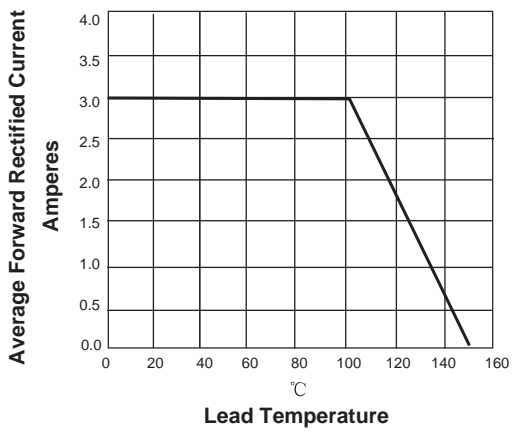


FIG. 2-MAXIMUM NON-REPETITIVE PEAK FORWARD SURGE CURRENT PER LEG

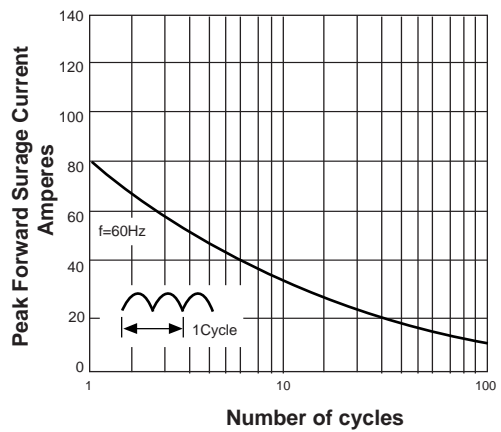


FIG. 3-TYPICAL FORWARD VOLTAGE CHARACTERISTICS

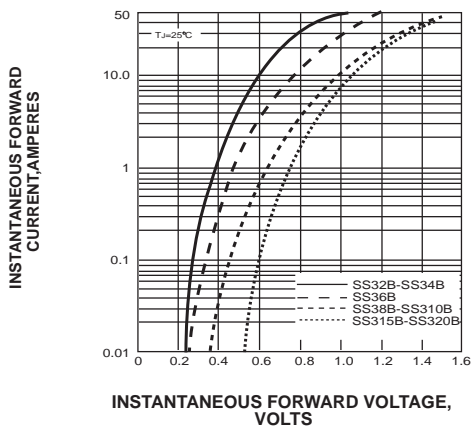
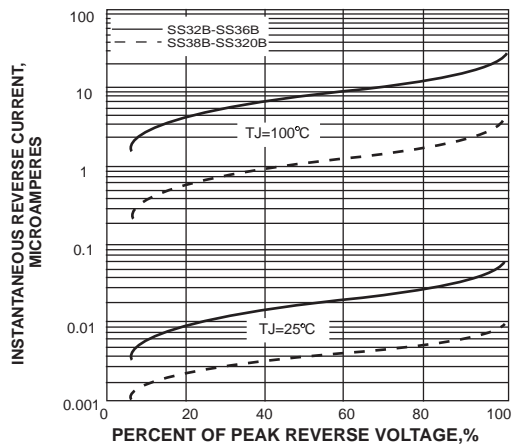


FIG. 4-TYPICAL REVERSE LEAKAGE CHARACTERISTICS



单击下面可查看定价，库存，交付和生命周期等信息

[>>DIOS\(迪恩思\)](#)