


# 0603FA

## Fast-acting Chip™ surface mount fuse



Surface Mount Device

### Product features

- AEC-Q200 qualified
- Fast-acting surface-mount fuse
- Satisfies the EIA/IS-722 standard
- Solder immersion compatible

### Agency information

- UL Recognition Guide & File numbers: JDYX2 & E19180
- CSA Component Acceptance: 053787 C 000 & Class Number: 1422 30

### Soldering method

- Wave immersion: +260 °C, 10 seconds maximum
- Infrared reflow: +260 °C, 30 seconds maximum

### General specifications

- Operating temperature: -55 °C to +125 °C with proper derating
- Load humidity test: MIL-STD-202, Method 103B
- Moisture resistance test: MIL-STD-202, Method 106E
- Thermal shock test: MIL-STD-202, Method 107D
- High frequency vibration test: MIL-STD-202, Method 204D

### Ordering

- Specify packaging and product code (i.e., TR/0603FA250-R)

### Environmental compliance



- Values less than 1 A are not lead free

Electrical Characteristics	
% of Amp Rating	Opening Time
100%	4 hours minimum
200%	60 seconds maximum

Specifications							
Part Number	Current Rating (A)	Voltage Rating	Interrupting Rating (A) at Rated Voltage*	DC Cold Resistance** (Ω) Typical	Typical Melting I <sup>2</sup> t***	Typical Voltage Dropt	Alpha Code Marking‡
0603FA250-R	250 mA	50 Vdc	50	3.100	0.0004	0.921	D
0603FA375-R	375 mA	50 Vdc	50	1.250	0.0009	0.605	E
0603FA500-R	500 mA	32 Vac/50 Vdc	50 ac/35 dc	1.025	0.00193	0.600	F
0603FA750-R	750 mA	32 Vac/dc	50	0.450	0.0090	0.440	G
0603FA1-R	1	32 Vac/dc	50	0.150	0.0025	0.211	H
0603FA1.25-R	1.25	32 Vac/dc	35	0.108	0.0130	0.151	J
0603FA1.5-R	1.5	32 Vac/dc	35	0.086	0.0319	0.138	K
0603FA2-R	2	32 Vac/dc	35	0.051	0.0491	0.116	N
0603FA2.5-R	2.5	32 Vac/dc	35	0.037	0.0625	0.113	O
0603FA3-R	3	32 Vac/dc	35	0.028	0.0699	0.110	P
0603FA3.5-R	3.5	32 Vac/dc	35	0.022	0.1200	0.103	R
0603FA4-R	4	32 Vac/dc	35	0.017	0.2430	0.097	S
0603FA5-R	5	32 Vac/dc	35	0.011	0.6950	0.090	T

\* DC Interrupting rating (Measured at designated voltage, time constant of less than 50 microseconds, battery source)

\*\* DC Cold resistance (Measured at ≤10% of rated current)

\*\*\*Typical melting I<sup>2</sup>t (Measured with a battery bank at rated DC voltage, 10x-rated current, not to exceed IR, time constant of calibrated circuit less than 50 microseconds) (0603FA4A and 5A measured at interrupting rating)

† Typical voltage drop (Measured at rated current after temperature stabilizes)

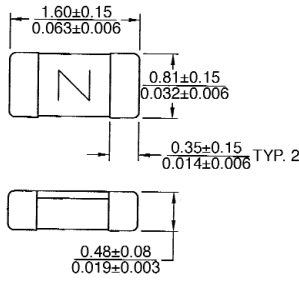
‡ Alpha code to be marked on the top of fuse body for all ratings



Powering Business Worldwide

**Dimensions – mm/inches**

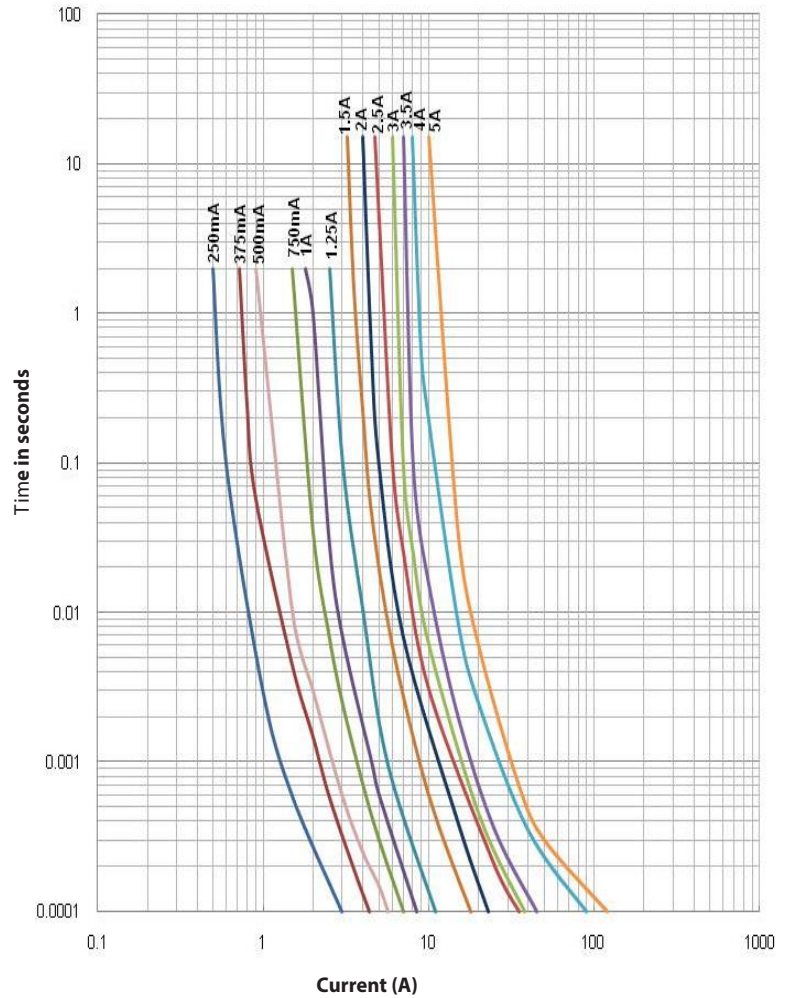
Drawing Not to Scale



**Recommended Pad Layout – mm/inches**



**Time Current Curve**



Packaging Code	
Packaging Code Prefix	Description
TR	5,000 fuses on paper tape and reeled on a 178 mm (7 inch) diameter reel per EIA Standard 481-1

Life Support Policy: Eaton does not authorize the use of any of its products for use in life support devices or systems without the express written approval of an officer of the Company. Life support systems are devices which support or sustain life, and whose failure to perform, when properly used in accordance with instructions for use provided in the labeling, can be reasonably expected to result in significant injury to the user.

Eaton reserves the right, without notice, to change design or construction of any products and to discontinue or limit distribution of any products. Eaton also reserves the right to change or update, without notice, any technical information contained in this bulletin.

**Eaton**  
**Electronics Division**  
 1000 Eaton Boulevard  
 Cleveland, OH 44122  
 United States  
[www.eaton.com/electronics](http://www.eaton.com/electronics)

© 2021 Eaton  
 All Rights Reserved  
 Printed in USA  
 Publication No. 4336  
 September 2021

Eaton is a registered trademark.

All other trademarks are property of their respective owners.

Follow us on social media to get the latest product and support information.



单击下面可查看定价，库存，交付和生命周期等信息

[>>EATON](#)