


SILMIC series Silk fiber using audio purpose capacitor

- ELNA developed new raw material for the separate paper which use a silk fibers. Therefore, this capacitor can give you high grade sound for your audio design.
- Due to the silk fiber's pliability, the capacitor makes a dream of the high quality sound.

For examples ;

- To relieve the music's vibration energy.
- To decrease the peak feeling sound at high compass and rough quality sound at middle compass.
- To increase massive sound at low compass.
- For bipolar capacitors, consult with us.



Marking color : White print on a brown sleeve

Miniature High Grade Capacitors for Audio(SILMIC II)

GREEN CAP

For Audio

- All lead wires oxygen-free copper for extremely low distortion. (Third high frequency distortion 10kHz,0.1A,-120dB or less)
- "SILMIC II" mark on sleeve.

For higher grade For higher grade For higher grade

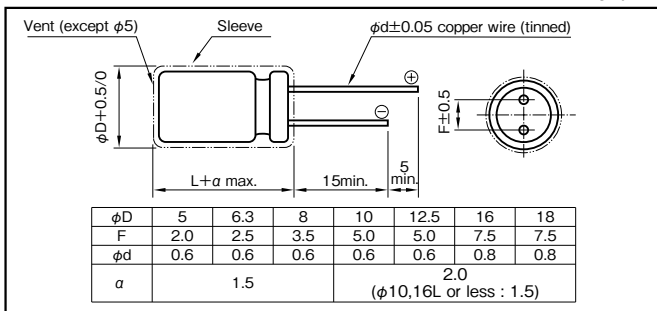


Specifications

Item	Performance																		
Category temperature range (°C)	-40 to +85																		
Tolerance at rated capacitance (%)	±20 (20°C,120Hz)																		
Leakage current (µA) (max.)	0.01CV or 3 whichever is larger (after 5 minutes) C : Rated capacitance (µF) ; V : Rated voltage (V) (20°C)																		
Tangent of loss angle (tanδ)	<table border="1"> <tr> <th>Rated voltage (V)</th> <td>6.3</td> <td>10</td> <td>16</td> <td>25</td> <td>35</td> <td>50</td> <td>63</td> <td>100</td> </tr> <tr> <th>tanδ (max.)</th> <td>0.20</td> <td>0.17</td> <td>0.13</td> <td>0.10</td> <td>0.10</td> <td>0.08</td> <td>0.08</td> <td>0.08</td> </tr> </table>	Rated voltage (V)	6.3	10	16	25	35	50	63	100	tanδ (max.)	0.20	0.17	0.13	0.10	0.10	0.08	0.08	0.08
	Rated voltage (V)	6.3	10	16	25	35	50	63	100										
tanδ (max.)	0.20	0.17	0.13	0.10	0.10	0.08	0.08	0.08											
	0.02 is added to every 1000µF increase over 1000µF (20°C,120Hz)																		
Endurance (85°C) (Applied ripple current)	Test time	1000 hours																	
	Leakage current	The initial specified value or less																	
	Percentage of capacitance change	Within ±20% of initial value																	
	Tangent of the loss angle	150% or less of the initial specified value																	
Shelf life (85°C)	Test time : 1000hours ; other items are same as the endurance. Voltage application treatment : According to JIS C5101-4 4.1																		
Applicable standards	JIS C5101-1, -4 (IEC 60384-1, -4)																		

Outline Drawing

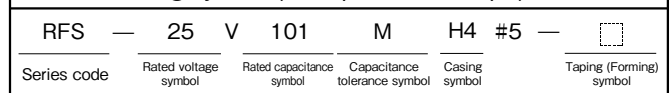
Unit : mm



Coefficient of Frequency for Rated Ripple Current

Rated voltage (V)	Frequency (Hz) CV (µF×VV)	Frequency (Hz)				
		50 · 60	120	1k	10k	100k
6.3 to 16	All CV value	0.8	1	1.1	1.2	1.2
	≤1000	0.8	1	1.5	1.7	1.7
25 to 35	1000<	0.8	1	1.2	1.3	1.3
	≤1000	0.8	1	1.6	1.9	1.9
50 to 100	1000<	0.8	1	1.2	1.3	1.3
	≤1000	0.8	1	1.2	1.3	1.3

Part numbering system (example : 25V100µF)



Case symbol

Case	Casing	Case	Casing	Case	Casing	Case	Casing
φD×L (mm)	Symbol	φD×L (mm)	Symbol	φD×L (mm)	Symbol	φD×L (mm)	Symbol
5×11	E3	10×12.5	H3	12.5×20	I5	16×31.5	J7
6.3×11	F3	10×16	H4	12.5×25	I6	16×35.5	J8
8×11.5	G3	10×20	H5	16×25	J6	18×35.5	K8
						18×40	K9

Standard Ratings

Rated voltage (V)	Item	6.3		10		16		25		35		50		63		100	
		Case	Rated ripple current (mA)	Case	Rated ripple current (mA)	Case	Rated ripple current (mA)	Case	Rated ripple current (mA)	Case	Rated ripple current (mA)	Case	Rated ripple current (mA)	Case	Rated ripple current (mA)	Case	Rated ripple current (mA)
3.3	3.3	—	—	—	—	—	—	—	—	—	—	5×11	25	5×11	30	—	—
		—	—	—	—	—	—	—	—	—	—	—	6.3×11	30	—	—	—
4.7	4.7	—	—	—	—	—	—	5×11	25	5×11	30	5×11	35	5×11	35	—	—
		—	—	—	—	—	—	—	—	—	—	—	6.3×11	40	6.3×11	40	—
10	10	—	—	—	—	5×11	35	5×11	35	5×11	35	8×11.5	75	8×11.5	75	—	—
		—	—	—	—	—	—	—	—	—	—	—	—	—	—	—	—
22	22	—	—	5×11	50	5×11	55	5×11	60	6.3×11	80	8×11.5	95	10×12.5	130	10×16	140
		—	—	—	—	—	—	—	—	—	—	—	—	—	—	—	—
33	33	5×11	55	5×11	65	5×11	70	6.3×11	90	8×11.5	120	10×12.5	140	10×16	175	10×20	190
		—	—	—	—	—	—	—	—	—	—	—	—	—	—	—	—
47	47	5×11	65	5×11	75	8×11.5	125	8×11.5	140	10×12.5	170	10×16	210	10×20	225	12.5×25	285
		6.3×11	80	6.3×11	85	—	—	—	—	—	—	—	—	—	—	—	—
100	100	8×11.5	135	8×11.5	145	10×12.5	215	10×16	270	10×20	295	12.5×20	380	12.5×25	415	16×25	485
		—	—	—	—	—	—	—	—	—	—	—	—	—	—	—	—
220	220	10×12.5	240	10×16	260	10×20	385	12.5×20	505	12.5×25	550	16×25	720	16×31.5	785	18×40	930
		—	—	—	—	—	—	—	—	—	—	—	—	—	—	—	—
330	330	10×16	290	10×20	350	12.5×20	545	12.5×25	675	16×25	785	16×31.5	965	16×35.5	1010	—	—
		—	—	—	—	—	—	—	—	—	—	—	—	—	—	—	—
470	470	10×20	390	12.5×20	455	12.5×25	710	16×25	940	16×31.5	1030	16×35.5	1210	18×35.5	1295	—	—
		—	—	—	—	—	—	—	—	—	—	—	—	—	—	—	—
1000	1000	12.5×20	710	16×25	835	16×31.5	1315	16×35.5	1575	18×35.5	1690	18×40	1985	—	—	—	—
		—	—	—	—	—	—	—	—	—	—	—	—	—	—	—	—
2200	2200	—	—	16×35.5	1500	18×40	2150	—	—	—	—	—	—	—	—	—	—
		—	—	—	—	—	—	—	—	—	—	—	—	—	—	—	—
3300	3300	—	—	18×40	1980	—	—	—	—	—	—	—	—	—	—	—	—
		—	—	—	—	—	—	—	—	—	—	—	—	—	—	—	—

(Note) Rated ripple current : 85°C, 120Hz

单击下面可查看定价，库存，交付和生命周期等信息

[>>ELNA\(伊娜\)](#)