
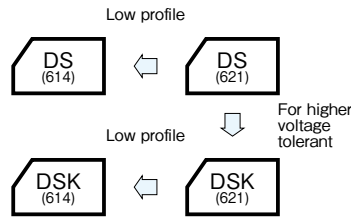


**Coin Cell Capacitors**



- Reflow soldering method available.
- Unlike batteries, the number of charging/ discharging cycles unlimited and rapid charging/ discharging is possible.
- Unlike batteries, excellent charge and discharge characteristics with no chemical reactions.
- 1.8mm height type 614 made lineup in the DS, DSK series.



**Specifications**

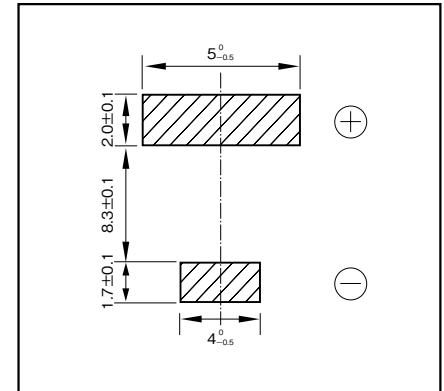
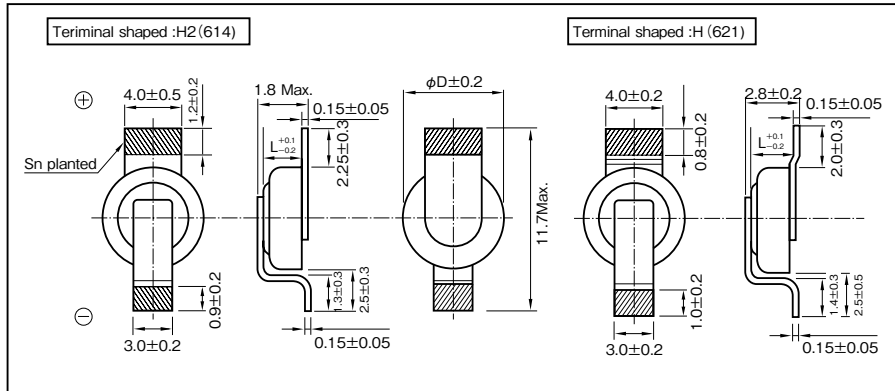
Item	Performance					
	Series DS			Series DSK		
Series Name	Series DS			Series DSK		
Max. operating voltage (V)	2.5			3.3		
Category temperature range (°C)	-25 to +70			-10 to +60		
Tolerance at rated capacitance (%)	-20 to +80			-20 to +80		
Internal resistance (Ω) at 1 kHz	Size code	614	621	Size code	614	621
	Rated capacitance (F)	0.2	0.33	Rated capacitance (F)	0.2	0.33
	Internal resistance (Ω Max.)	100	100	Internal resistance (Ω Max.)	200	200
Characteristics at high and low temperature	Size code	614	621	Size code	614	621
	Percentage of capacitance change	Within ±30% of the value at 20°C	Within ±30% of the value at 20°C	Percentage of capacitance change	Within ±50% of the value at 20°C	Within ±50% of the value at 20°C
	Internal resistance	Less than five times of the value at 20°C	Less than five times of the value at 20°C	Internal resistance	Less than five times of the initial specified value	Less than five times of the value at 20°C
Endurance	Size code	614	621	Size code	614	621
	Test time and temp.	70°C 1000 hours	70°C 500 hours	Test time and temp.	60°C 1000 hours	60°C 500 hours
	Percentage of capacitance change	Within ±30% of the initial measured value	Within ±30% of the initial measured value	Percentage of capacitance change	Within ±30% of the initial measured value	Within ±30% of the initial measured value
	Internal resistance	1kΩ Max.	400Ω Max.	Internal resistance	2kΩ Max.	800Ω Max.
Shelf life	Same as endurance.			Same as endurance.		
Applicable standards	Conforms to JIS C5160-1 2009(IEC 62391-1 2006)					

**Outline Drawing**

Unit : mm

**Recommended land pattern size**

Unit : mm



\*Please consult with us about other terminal form.

Part numbering system (example : 614, 2.5V0.2F, terminal shaped : H2)						
DS	—	2R5	H	204	T614	— H2 L
Series code	Max. operating voltage symbol	Rated capacitance symbol	Additional symbol	Terminal shaped	Taping symbol	

Part number is refer to following table.

Part numbering system (example:621, 3.3V0.33F, terminal shaped:H)						
DSK	—	3R3	H	334	T	— H L
Series code	Max. operating voltage symbol	Rated capacitance symbol	Additional symbol	Terminal shaped	Taping symbol	

Part number is refer to following table.

**Standard Ratings**

Max. operating voltage (V)	Rated capacitance (F)	ELNA Parts No.	φD×L (mm)
2.5	0.2	DS-2R5H204T614-H2L	6.8×1.4
3.3	0.2	DSK-3R3H204T614-H2L	6.8×1.4
2.5	0.33	DS-2R5H334T-HL	6.8×2.1
3.3	0.33	DSK-3R3H334T-HL	6.8×2.1

\* Soldering conditions are described on page 191.

单击下面可查看定价，库存，交付和生命周期等信息

[>>ELNA\(伊娜\)](#)