

Technical Data Sheet

Mini Top View LEDs

65-21/T2C-FV1W2E/2T

Features

- White SMT package.
- Optical indicator.
- Wide viewing angle.
- Soldering methods: IR reflow soldering
- Available on tape and reel
- Pb-free
- The product itself will remain within RoHS compliant version.



Descriptions

The white LED which was fabricated using a blue LED and a phosphor, and the phosphor is excited by blue light and emits yellow fluorescence.

The mixture of blue light and yellow light results in a white emission.

Applications

- Optical indicators.
- Coupling into light guides.
- Backlighting (LCD, cellular phones, switches, keys, displays, illuminated advertising, general lighting).
- Coupling into light guides; Interior automotive lighting (e.g. dashboard backlighting, etc.).

Device Selection Guide

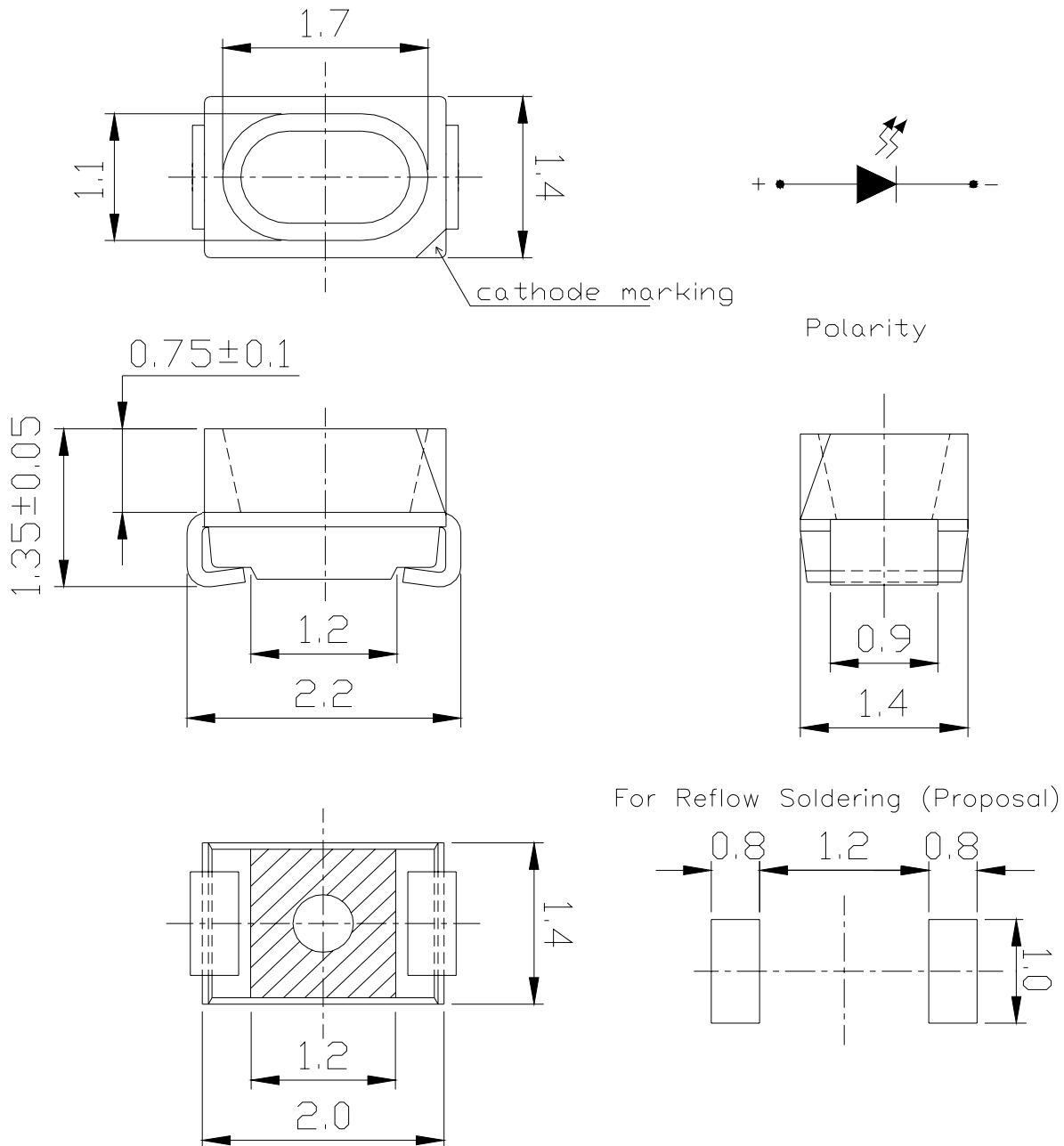
Chip	Emitted Color	Resin Color
Material		
InGaN	White	Water Clear

Technical Data Sheet

Mini Top View LEDs

65-21/T2C-FV1W2E/2T

Package Outline Dimensions



Note: Tolerance unless mentioned is ±0.1mm; Unit = mm

Technical Data Sheet
Mini Top View LEDs
65-21/T2C-FV1W2E/2T
Absolute Maximum Ratings (Ta=25°C)

Parameter	Symbol	Rating	Unit
Reverse Voltage	V _R	5	V
Forward Current	I _F	30	mA
Power Dissipation	P _d	100	mW
Peak Forward Current (Duty 1/10 @1KHz)	I _{FP}	110	mA
Electrostatic Discharge (HBM)	ESD	1000	V
Operating Temperature	Topr	-40 ~ +85	°C
Storage Temperature	Tstg	-40 ~ +90	°C
Soldering Temperature	Tsol	Reflow Soldering : 260 °C for 10 sec. Hand Soldering : 350 °C for 3 sec.	

Electro-Optical Characteristics (Ta=25°C)

Parameter	Symbol	Min.	Typ.	Max.	Unit	Condition
Luminous Intensity	I _v	715	-----	1800	mcd	I _F =20mA
Viewing Angle	2θ 1/2	-----	120	-----	deg	I _F =20mA
Forward Voltage	V _F	2.75	-----	3.65	V	I _F =20mA
Reverse Current	I _R	-----	-----	50	μA	V _R =5V

Notes:

1. Tolerance of Luminous Intensity: ±11%
2. Tolerance of Forward Voltage: ±0.1V

Technical Data Sheet

Mini Top View LEDs

65-21/T2C-FV1W2E/2T

Bin Range of Luminous Intensity

Bin Code	Min.	Max.	Unit	Condition
V1	715	900	mcd	I _F =20mA
V2	900	1120		
W1	1120	1420		
W2	1420	1800		

Bin Range of Forward Voltage

Group	Bin	Min	Max	Unit	Condition
E	5	2.75	3.05	V	I _F =20mA
	6	3.05	3.35		
	7	3.35	3.65		

Notes:

1. Tolerance of Luminous Intensity: $\pm 11\%$
2. Tolerance of Forward Voltage: $\pm 0.1V$

Technical Data Sheet

Mini Top View LEDs

65-21/T2C-FV1W2E/2T

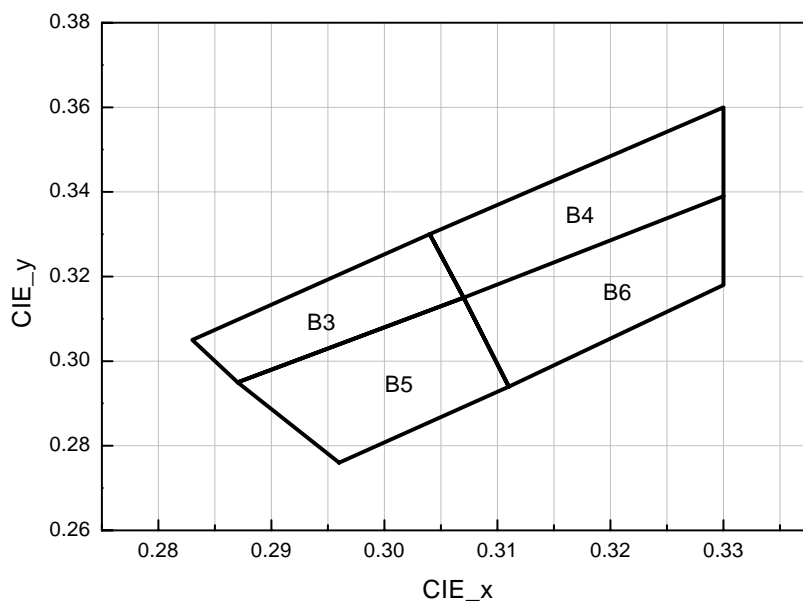
Bin Range of Chromaticity Coordinates

$I_F=20mA$

Group	Bin Code	CIE_x	CIE_y	Bin Code	CIE_x	CIE_y
F	B3	0.2870	0.2950	B5	0.2960	0.2760
		0.2830	0.3050		0.2870	0.2950
		0.3040	0.3300		0.3070	0.3150
		0.3070	0.3150		0.3110	0.2940
	B4	0.3070	0.3150	B6	0.3110	0.2940
		0.3040	0.3300		0.3070	0.3150
		0.3300	0.3600		0.3300	0.3390
		0.3300	0.3390		0.3300	0.3180

Notes: Tolerance of Chromaticity Coordinates : ± 0.01

The C.I.E. 1931 Chromaticity Diagram

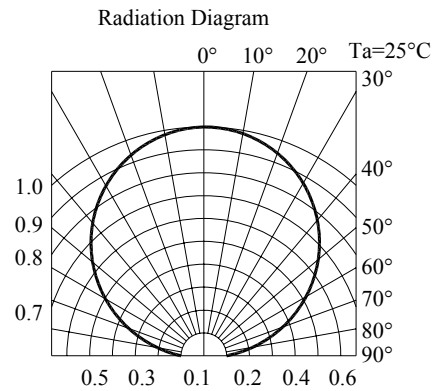
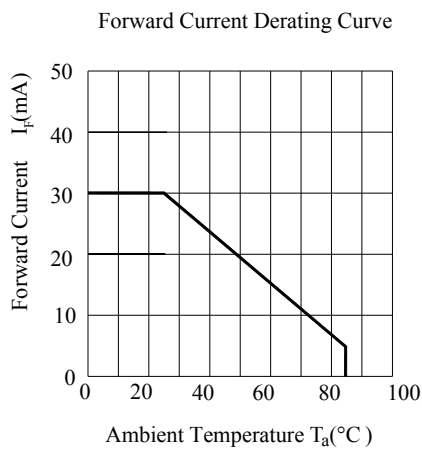
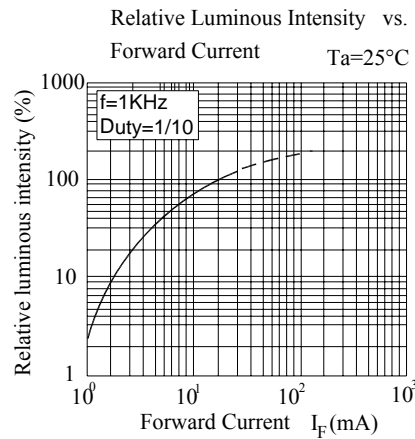
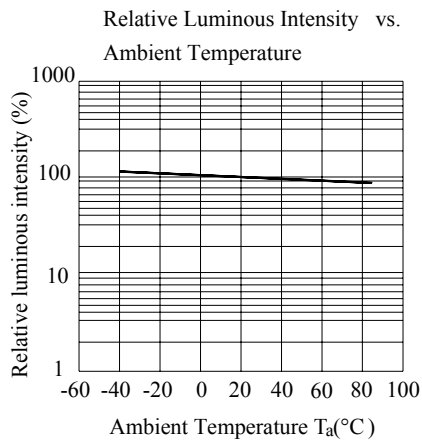
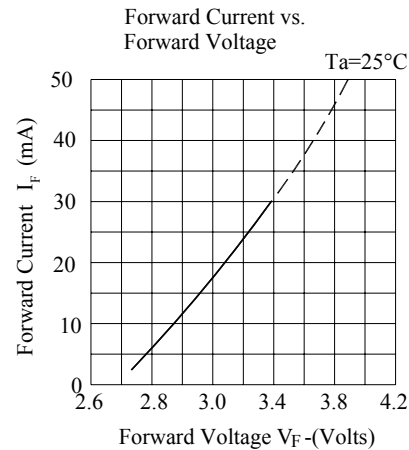
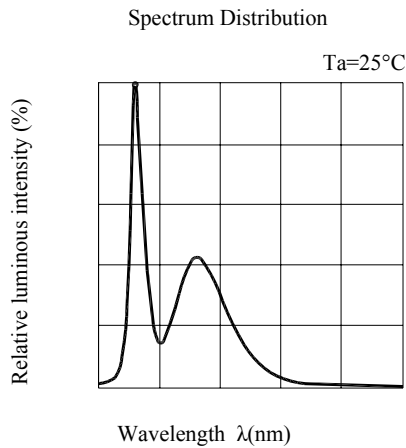


Technical Data Sheet

Mini Top View LEDs

65-21/T2C-FV1W2E/2T

Typical Electro-Optical Characteristics Curves



Technical Data Sheet

Mini Top View LEDs

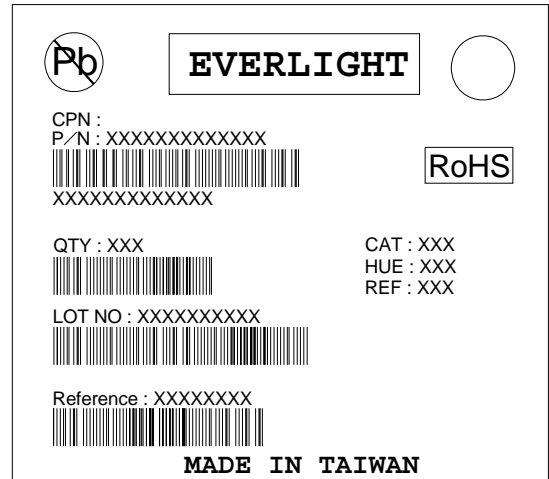
65-21/T2C-FV1W2E/2T

Label Explanation

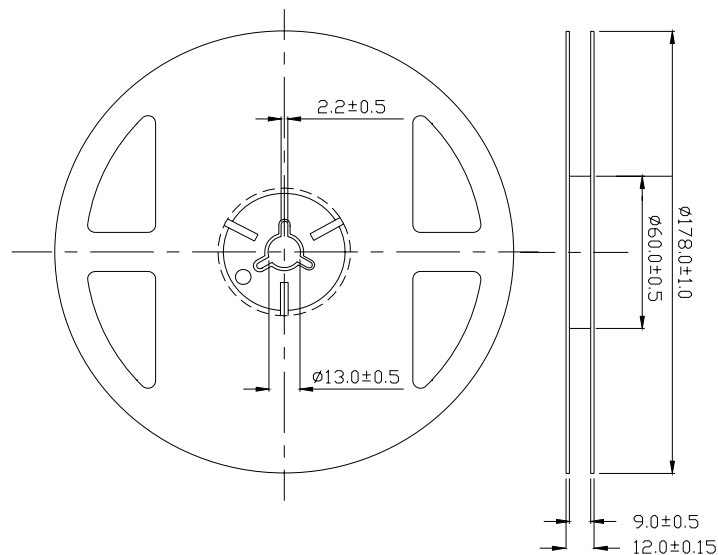
CAT: Luminous Intensity Rank

HUE: Chromaticity Coordinates

REF: Forward Voltage Rank



Reel Dimensions



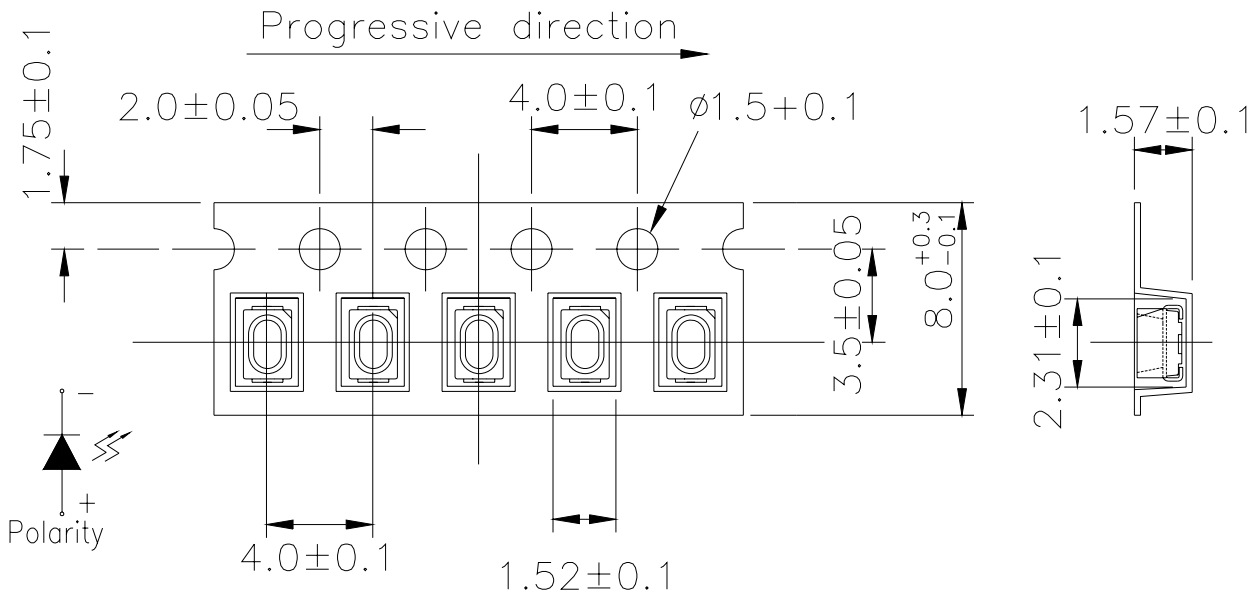
Note: Tolerance unless mentioned is ±0.1mm; Unit = mm

Technical Data Sheet

Mini Top View LEDs

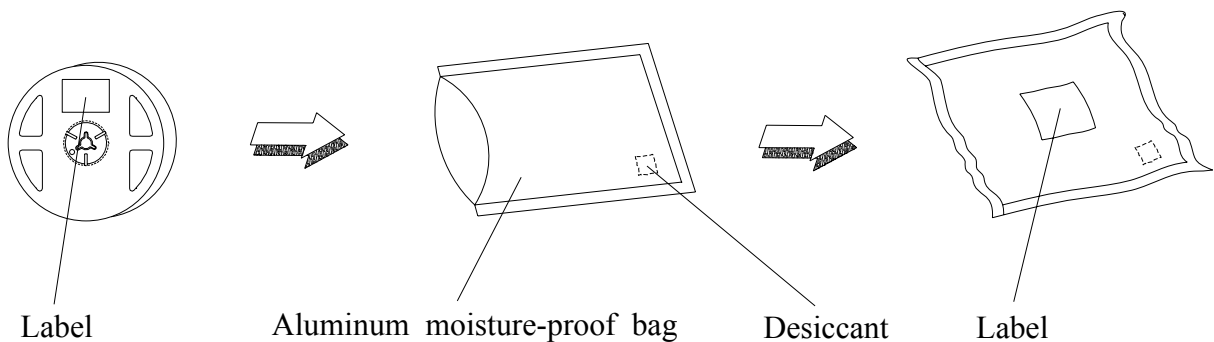
65-21/T2C-FV1W2E/2T

Carrier Tape Dimensions: Loaded Quantity 2000 pcs Per Reel.



Note: Tolerance unless mentioned is ± 0.1 mm; Unit = mm

Moisture Resistant Packaging



Technical Data Sheet
Mini Top View LEDs
65-21/T2C-FV1W2E/2T
Reliability Test Items and Conditions

The reliability of products shall be satisfied with items listed below.

Confidence level : 90%

LTPD : 10%

No.	Items	Test Condition	Test Hours/Cycles	Sample Size	Ac/Re
1	Reflow Soldering	Temp. : 260°C±5°C Min. 5sec.	6 min	22 PCS.	0/1
2	Temperature Cycle	H : +100°C 15min ∫ 5 min L : -40°C 15min	300 Cycles	22 PCS.	0/1
3	Thermal Shock	H : +100°C 5min ∫ 10 sec L : -10°C 5min	300 Cycles	22 PCS.	0/1
4	High Temperature Storage	Temp. : 100°C	1000 Hrs.	22 PCS.	0/1
5	Low Temperature Storage	Temp. : -40°C	1000 Hrs.	22 PCS.	0/1
6	DC Operating Life	I _F = 20 mA	1000 Hrs.	22 PCS.	0/1
7	High Temperature / High Humidity	85°C / 85%RH	1000 Hrs.	22 PCS.	0/1

Technical Data Sheet

Mini Top View LEDs

65-21/T2C-FV1W2E/2T

Precautions for Use

1. Over-current-proof

Customer must apply resistors for protection; otherwise slight voltage shift will cause big current change (Burn out will happen).

2. Storage

2.1 Do not open moisture proof bag before the products are ready to use.

2.2 Before opening the package: The LEDs should be kept at 30°C or less and 90%RH or less.

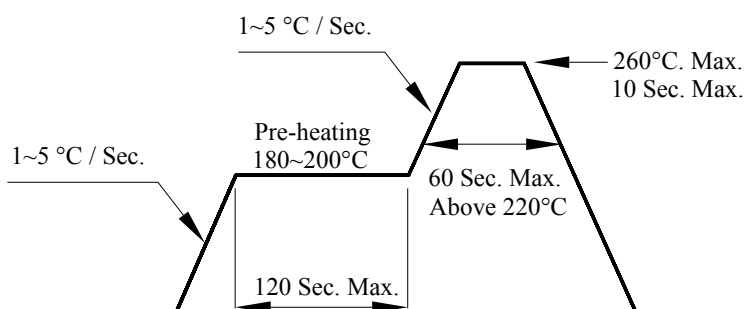
2.3 After opening the package: The LED's floor life is 1 year under 30°C or less and 60% RH or less. If unused LEDs remain, it should be stored in moisture proof packages.

2.4 If the moisture absorbent material (silica gel) has faded away or the LEDs have exceeded the storage time, baking treatment should be performed using the following conditions.

Baking treatment: 60±5°C for 24 hours.

3. Soldering Condition

3.1 Pb-free solder temperature profile



3.2 Reflow soldering should not be done more than two times.

3.3 When soldering, do not put stress on the LEDs during heating.

3.4 After soldering, do not warp the circuit board.

Technical Data Sheet

Mini Top View LEDs

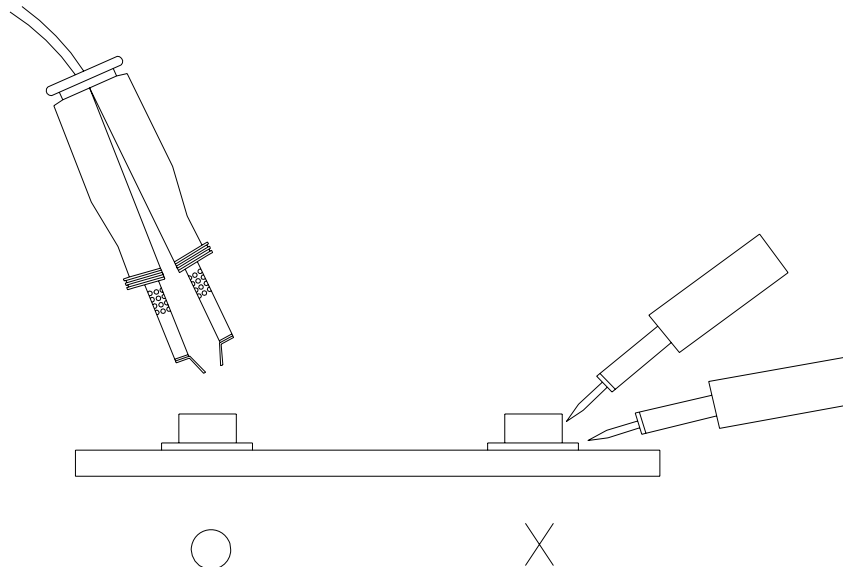
65-21/T2C-FV1W2E/2T

4. Soldering Iron

Each terminal is to go to the tip of soldering iron temperature less than 280°C for 3 seconds within once in less than the soldering iron capacity 25W. Leave two seconds and more intervals, and do soldering of each terminal. Be careful because the damage of the product is often started at the time of the hand solder.

5. Repairing

Repair should not be done after the LEDs have been soldered. When repairing is unavoidable, a double-head soldering iron should be used (as below figure). It should be confirmed beforehand whether the characteristics of the LEDs will or will not be damaged by repairing.



EVERLIGHT ELECTRONICS CO., LTD.
Office: No 25, Lane 76, Sec 3, Chung Yang Rd,
Tucheng, Taipei 236, Taiwan, R.O.C

Tel: 886-2-2267-2000, 2267-9936
Fax: 886-2267-6244, 2267-6189, 2267-6306
<http://www.everlight.com>

单击下面可查看定价，库存，交付和生命周期等信息

[>>Everlight \(亿光\)](#)