


Photo-link Light Transmitter Unit PLT232/L5 SERIES



Features

- High speed signal transmission (25Mbps NRZ Signal)
- TTL interface compatible
- +3~+5V single power source
- The product itself will remain within RoHS compliant version.
- Compliance with EU REACH
- Compliance Halogen Free(Br<900ppm,Cl<900ppm,Br+Cl<1500ppm)

Description

The opto-electrical component is assembled with a 660nm AlGaInP LED and a driver IC. It transforms the electrical signal to optical signal and be transmitted by 1mm diameter plastic optical fiber.

The component is operated at +3~+5V and has good performance at low dissipation current, steady light output and efficient light coupling.

Applications

- Digital audio equipment
- CD player
- DVD player

Device Selection Guide

Chip		Operating Voltage (Vcc)	Dissipation Current (mA)		Fiber Coupling Light Output (dBm)		
Material	λp(nm)		Typ.	Max.	Min.	Typ.	Max.
AlGaInP	660	+3.0~5.0	5.5	10	-21	---	-15

Absolute Maximum Ratings (Ta=25°C)

Parameter	Symbol	Rating	Unit
Supply Voltage	Vcc	-0.5 to 7	V
DC Input Voltage	Vin	-0.5 to Vcc+0.5	V
Storage Temperature	Tstg	-40 to 85	°C
Operating Temperature	Topr	-40 to 85	°C
Soldering Temperature	Tsol	260*	°C
Human Body Model ESD	HBM	3K	V
Machine Model ESD	MM	300	V

Notes: Soldering time \leq 10 seconds.

Recommended Operating Conditions

Parameter	Symbol	Conditions	MIN.	TYP.	MAX.	Unit
Supply Voltage	Vcc	-	2.7	3.0	5.50	V

Electro-Optical Characteristics (Ta=25°C, Vcc=5.0V, 25Mbps)

Parameter	Symbol	Conditions	MIN.	TYP.	MAX.	Unit
Peak Emission Wavelength	λ_p		640	660	680	nm
Transmission Rate		NRZ Signal	DC	-	25	Mbps
Fiber Coupling Output Power	Pf	* Measuring Method 1	-21	-	-15	dBm
Dissipation Current	Icc	* Measuring Method 1	3	-	10	mA
High Level Input Voltage	Vih		2	-	-	V
Low Level Input Voltage	Vil		-	-	0.8	V
Rise Time	Tr	[1] ; *2 NRZ Code VFLED = 2.0V	-	15	20	ns
Fall Time	Tf		-	15	20	ns
Low to High Delay Time	tpLH	* Measuring Method 2	-	-	100	ns
High to Low Delay Time	tpHL	* Measuring Method 2	-	-	100	ns
Pulse Width Distortion	Δtw	* Measuring Method 2	-15	-	15	ns
Jitter	Δtj	* Measuring Method 2	-	1.5	15	ns

*Note 1 : All Plastic Optical Fiber (980/1000um)

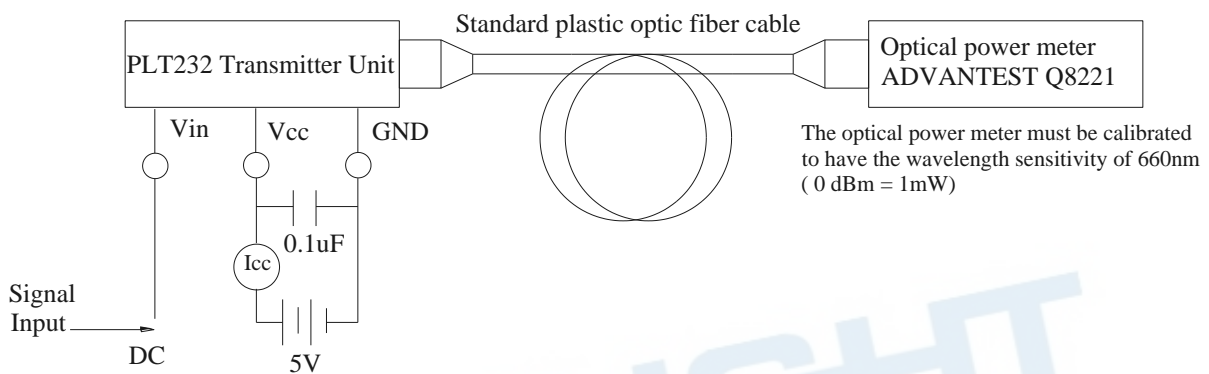
*Circuit Layout Notice:

When power is off, it must be cut off together in Vin and Vcc pin.
If it only has Vcc power-off, LED will sure to be no output power.

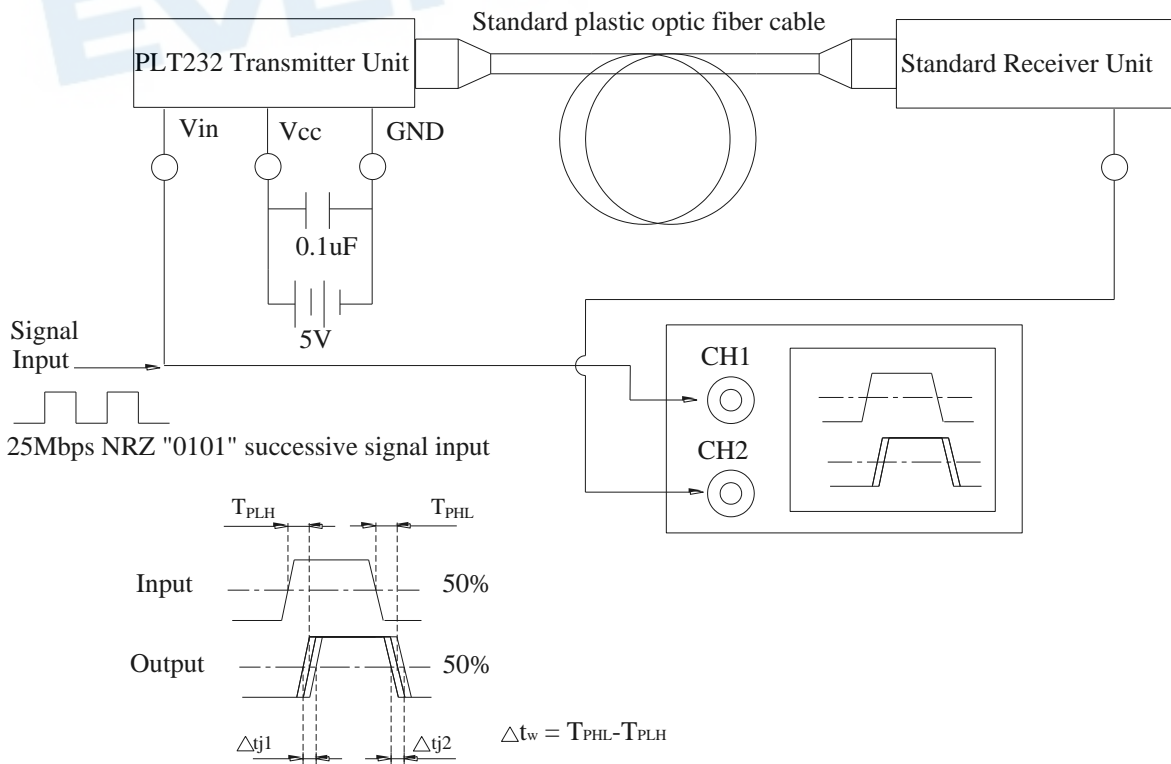
Vcc	Vin	LED Condition
2.7~5.5V	High	ON
2.7~5.5V	Low	OFF
2.7~5.5V	FLOATING	OFF
FLOATING	0~Vcc	OFF

Measuring Method

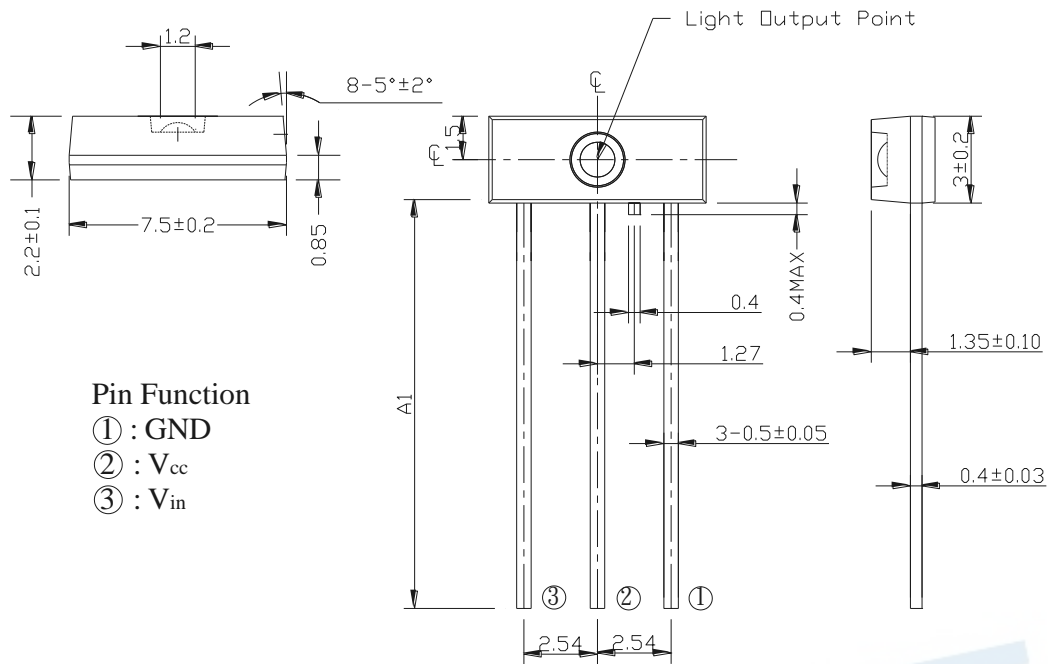
*1 Measuring method of optical output coupling fiber and dissipation current



*2 Pulse response measuring method



Package Dimension




Notes:

1. All dimensions are in mm.
2. General Tolerance: ±0.10 mm
3. Device Selection Table:

Device Name	Pin Length A1 (mm)	Device Name	Pin Length A1 (mm)
PLT232/L5	Min 28.00	PLT232/L5/S12	8.30±0.25
PLT232/L5/S	8.60±0.25	PLT232/L5/S13	7.50±0.25
PLT232/L5/S1	2.80±0.25	PLT232/L5/S16	15.00±0.5
PLT232/L5/S2	3.30±0.25	PLT232/L5/S17	15.00+1/-0
PLT232/L5/S3	3.60±0.25	PLT232/L5/S18	6.50±0.25
PLT232/L5/S4	4.10±0.25	PLT232/L5/S19	16.00±0.2
PLT232/L5/S5	5.95±0.25	PLT232/L5/S20	23.50±0.2
PLT232/L5/S6	24.15±0.5	PLT232/L5/S21	22.00±0.5
PLT232/L5/S7	27.80±0.5	PLT232/L5/S23	6.00±0.25
PLT232/L5/S8	6.70±0.25	PLT232/L5/S24	11.50±0.5
PLT232/L5/S9	8.00±0.25	PLT232/L5/S26	6.25±0.25
PLT232/L5/S11	7.80±0.25	PLT232/L5/S37	10.00±0.2

Label Explanation



- CPN: Customer's Product Number
- P/N: Product Number
- QTY: Packing Quantity
- CAT: Luminous Intensity Rank
- HUE: Dom. Wavelength Rank
- REF: Forward Voltage Rank
- LOT No: Lot Number
- X: Month
- Reference: Identify Label Number

Packing Quantity Specification

1. 500 or 1000 pcs/bag
2. 8 bag/box

DISCLAIMER

1. Above specification may be changed without notice. EVERLIGHT will reserve authority on material change for above specification and reserve the right(s) on the adjustment of product material mix for the specification.
2. The product meets EVERLIGHT published specification for a period of twelve (12) months from date of shipment.
3. The graphs shown in this datasheet are representing typical data only and do not show guaranteed values.
4. When using this product, please observe the absolute maximum ratings and the instructions for using outlined in these specification sheets. EVERLIGHT assumes no responsibility for any damage resulting from the use of the product which does not comply with the absolute maximum ratings and the instructions included in these specification sheets.
5. These specification sheets include materials protected under copyright of EVERLIGHT. Reproduction in any form is prohibited without obtaining EVERLIGHT's prior consent.
6. This product is not intended to be used for military, aircraft, automotive, medical, life sustaining or life saving applications or any other application which can result in human injury or death. Please contact authorized Everlight sales agent for special application request.
7. Statements regarding the suitability of products for certain types of applications are based on Everlight's knowledge of typical requirements that are often placed on Everlight products in generic applications. Such statements are not binding statements about the suitability of products for a particular application. It is the customer's responsibility to validate that a particular product with the properties described in the product specification is suitable for use in a particular application. Parameters provided in datasheets and/or specifications may vary in different applications and performance may vary over time. All operating parameters, including typical parameters, must be validated for each customer application by the customer's technical experts. Product specifications do not expand or otherwise modify Everlight's terms and conditions of purchase, including but not limited to the warranty expressed therein

EVERLIGHT ELECTRONICS CO., LTD.

Office: No 6-8, Zhonghua Rd., Shulin Dist.,
New Taipei City 23860, Taiwan, R.O.C

Tel: 886-2-2685-6688

Fax: 886-2-2685-6897

<http://www.everlight.com>

单击下面可查看定价，库存，交付和生命周期等信息

[>>Everlight \(亿光\)](#)