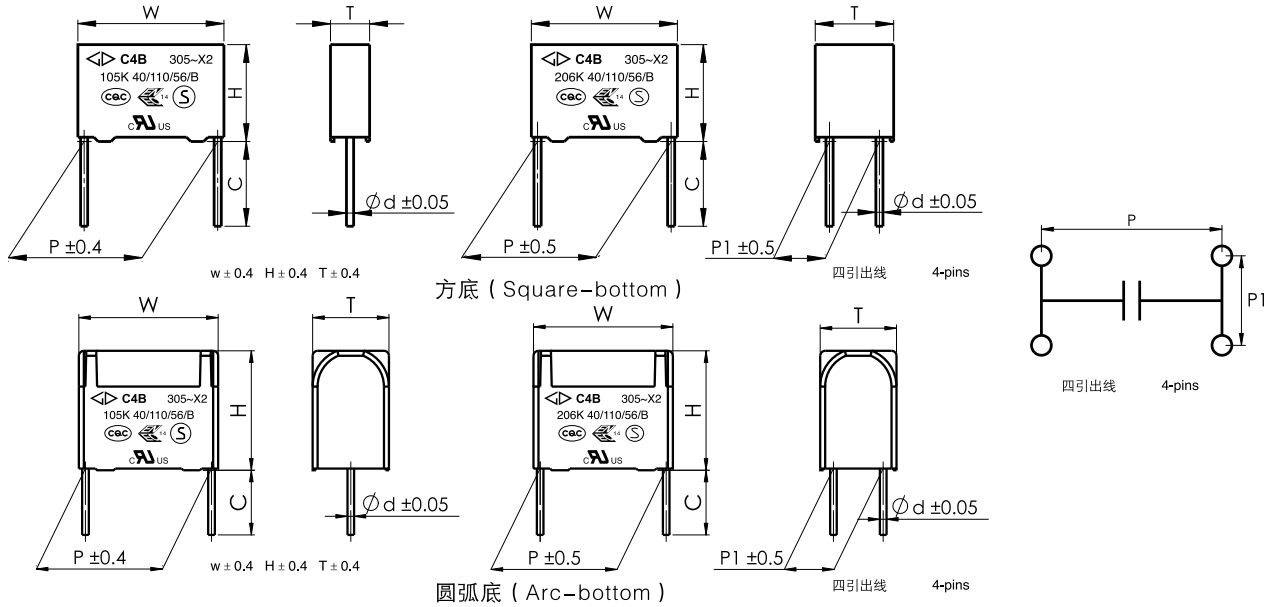


金属化聚丙烯膜抗干扰电容器 (X2类, 305Vac/350Vac) Metallized polypropylene film Interference Suppression capacitor (Class X2, 305Vac/350Vac)

■ 外形图 Outline Drawing






■ 特点

- 金属化聚丙烯膜
- 能承受过压冲击
- 优异的阻燃性能
- 用于电源跨线路等抗干扰场合

■ Features

- Metallized polypropylene film
- Withstanding overvoltage stressing
- Excellent active and passive flame resistant abilities
- Used in across-the-line, interference suppression circuit

■ 安全认证 Safety Approvals

●		CQC (中国)	IEC 60384-14:2013, X2, 305Vac&350Vac, 0.01μF~25μF, 40/110/56/B 证书号 (Certificate No.) : CQC14001118716
●		ENEC-SEMKO (欧盟)	EN 60384-14:2013, X2, 305Vac&350Vac, 0.01μF~25μF, 40/110/56/B 证书号 (Certificate No.) : SE/0366-6
●		UL/CUL (美国/加拿大)	UL60384-14:2014, CSA E60384-14:09, X2, 305Vac&350Vac, 0.01μF~25μF, 40/110/56/B 证书号 (File No.) : E186600, CCN: FOWX2/8

■ 技术要求 Specifications

电容器类别 Class	X2 类		
气候类别 / 阻燃等级 Climatic Category/Passive Flammability Category	40/110/56/B		
工作温度范围 Operating Temperature Range	-40℃ ~ +110℃		
额定电压 Rated Voltage (U _R)	305Vac, 50/60Hz	350Vac, 50/60Hz	
最大连续直流电压 Maximum continuous DC voltage	560Vdc	630Vdc	
电容量范围 Capacitance Range	0.010μF ~ 25.0μF	0.010μF ~ 20.0μF	
电容量偏差 Capacitance Tolerance	± 10%(K), ± 20%(M)		
耐电压 Voltage Proof	引线之间 Between Terminals:	4.3U _R (dc), 2s	
	极壳之间 Between Terminals To Case:	2 200Vac, 1min	
绝缘电阻 Insulation Resistance	R ≥ 15 000MΩ, C _N ≤ 0.33μF R _{CN} ≥ 5 000s, C _N > 0.33μF (20℃, 100V, 1min)		
损耗角正切 Dissipation Factor (tan δ)	0.010μF ≤ C _N ≤ 1.0μF	≤ 15 × 10 ⁻⁴ (1kHz,20℃)	≤ 40 × 10 ⁻⁴ (10kHz,20℃)
	1.0μF < C _N ≤ 10.0μF	≤ 30 × 10 ⁻⁴ (1kHz,20℃)	-----
	C _N > 10.0μF	≤ 40 × 10 ⁻⁴ (1kHz,20℃)	-----



C4B

产品编码说明 Part number system

■ 18位产品代码如下:

The 18 digits part number is formed as follow:

1	2	3	4	5	6	7	8	9	10	11	12	13	14	15	16	17	18
C	4	B															

第1~3位	型号代码 C4B	Digit 1 to 3	Series code C4B
第4~5位	交流额定电压 R2=350V Q2=305V	Digit 4 to 5	AC rated voltage R2=350V Q2=305V
第6~8位	标称容量 举例: 103=10 × 10 ³ pF=0.01μF	Digit 6 to 8	Rated capacitance value For example: 103=10 × 10 ³ pF=0.01μF
第9位	容量偏差 K= ± 10%, M= ± 20%	Digit 9	Capacitance tolerance K= ± 10%, M= ± 20%
第10位	引线脚距P 4=10.0mm 6=15.0mm 9=22.5mm B=27.5mm F=37.5mm M=52.5mm	Digit 10	Pitch 4=10.0mm 6=15.0mm 9=22.5mm B=27.5mm F=37.5mm M=52.5mm
第11位	内部特征码	Digit 11	Internal use
第12~15位	引线加工和包装代码	Digit 12 to 15	Lead form and packaging code
第16~18位	内部特征码	Digit 16 to 18	Internal use

■ Table 1 引线加工和包装代码 lead form and packaging code

第 12 位 Digit 12		第 13 位 Digit 13		第 14 位 Digit 14		第 15 位 Digit 15	
代码 Code	说明 explanation	代码 Code	说明 explanation	代码 Code	说明 explanation	代码 Code	说明 explanation
A	弹带包装 ammo-pack	3	F=7.5mm	0	表示直脚 straight	1	产品在连续的两个载带孔之间 each cap. among two consecutive holes P3=12.7mm,H=18.5mm (For pitch=7.5mm)
		4	F=10.0mm			5	P3=25.4mm;H=18.5mm (For pitch=10.0/15.0mm) (Detail parameter refer to catalogue pag 17)
		6	F=15.0mm				
C	直脚 straight lead “C” in the figure above	代码 Code	说明 explanation	0		0	引线长度偏差 ± 0.5mm 或标准长度 Length tolerance ± 0.5mm Or standard length
		00	标准的引线长度 (18mm~26mm) standard lead length				
		45	引线长度 4.5mm lead length 4.5mm				
D E M	软绝缘线 (多股) Insulated stranded leads 硬绝缘线 (单股) Insulated solid leads 软绝缘线 (多股), 外壳带正底安装耳 Insulated stranded leads Box with mounting foot	C5	35mm	1		1	引线长度偏差 -5mm ~ 0mm Length tolerance -5 mm ~ 0 mm
		K0	100mm				
		K2	120mm				
		L0	200mm				
		注 1: 这里的长度包含剥线长度 Note 1: This length includes the stripping parts. 注 2: 一般 P ≥ 27.5 产品才可选用绝缘线方式 Note 2: Normally, for P ≥ 27.5 Caps can choice Insulated leads.		2	引线长度偏差 0 mm ~ +5 mm Length tolerance 0 mm ~ +5 mm	3	引线长度偏差 0 mm ~ +10mm Length tolerance 0 mm ~ +10mm
				3	引线长度偏差 0 mm ~ +10mm Length tolerance 0 mm ~ +10mm	4	引线长度偏差 ± 5 mm Length tolerance ± 5 mm
T 3	P1=20.3mm ± 0.5mm P1=20mm ± 0.5mm	45	引线长度 4.5mm lead length 4.5mm	0		0	引线长度偏差 ± 0.5mm 或标准长度 Length tolerance ± 0.5mm Or standard length
		55	引线长度 5.5mm lead length 5.5mm				

■ 外形尺寸 Dimensions (mm)

305Vac						
C _N (μF)	W	H	T	P	d	Part number
0.010	13.0	9.0	4.0	10.0	0.6	C4BQ2103-4S****+++
0.012	13.0	9.0	4.0	10.0	0.6	C4BQ2123-4S****+++
0.015	13.0	9.0	4.0	10.0	0.6	C4BQ2153-4S****+++
0.018	13.0	9.0	4.0	10.0	0.6	C4BQ2183-4S****+++
0.022	13.0	9.0	4.0	10.0	0.6	C4BQ2223-4S****+++
0.027	13.0	9.0	4.0	10.0	0.6	C4BQ2273-4S****+++
0.033	13.0	9.0	4.0	10.0	0.6	C4BQ2333-4S****+++
0.039	13.0	11.0	5.0	10.0	0.6	C4BQ2393-4S****+++
0.047	13.0	11.0	5.0	10.0	0.6	C4BQ2473-4S****+++
0.056	13.0	11.0	5.0	10.0	0.6	C4BQ2563-4S****+++
0.068	13.0	11.0	5.0	10.0	0.6	C4BQ2683-4S****+++
0.082	13.0	12.0	6.0	10.0	0.6	C4BQ2823-4S****+++
0.10	13.0	13.0	7.0	10.0	0.6	C4BQ2104-4S****+++
0.022	17.5	9.5	5.0	15.0	0.6	C4BQ2223-6S****+++
0.027	17.5	9.5	5.0	15.0	0.6	C4BQ2273-6S****+++
0.033	17.5	9.5	5.0	15.0	0.6	C4BQ2333-6S****+++
0.039	17.5	9.5	5.0	15.0	0.6	C4BQ2393-6S****+++
0.047	17.5	9.5	5.0	15.0	0.6	C4BQ2473-6S****+++
0.056	17.5	9.5	5.0	15.0	0.6	C4BQ2563-6S****+++
0.068	17.5	9.5	5.0	15.0	0.6	C4BQ2683-6S****+++
0.082	17.5	9.5	5.0	15.0	0.6	C4BQ2823-6S****+++
0.10	17.5	11.0	5.0	15.0	0.6	C4BQ2104-6S****+++
0.12	17.5	12.0	6.0	15.0	0.6	C4BQ2124-6S****+++
0.15	17.5	12.0	6.0	15.0	0.6	C4BQ2154-6S****+++
0.18	17.5	13.5	7.5	15.0	0.6	C4BQ2184-6S****+++
0.22	17.5	13.5	7.5	15.0	0.6	C4BQ2224-6S****+++
0.27	17.5	14.5	8.5	15.0	0.6	C4BQ2274-6S****+++
0.33	17.5	14.5	8.5	15.0	0.6	C4BQ2334-6S****+++
0.39	17.5	16.0	10.0	15.0	0.8	C4BQ2394-6S****+++
0.47	17.5	19.0	11.0	15.0	0.8	C4BQ2474-6S****+++
0.33	26.5	15.0	6.0	22.5	0.8	C4BQ2334-9S****+++
0.39	26.5	15.0	6.0	22.5	0.8	C4BQ2394-9S****+++
0.47	26.5	16.0	7.0	22.5	0.8	C4BQ2474-9S****+++
0.56	26.5	17.0	8.5	22.5	0.8	C4BQ2564-9S****+++
0.68	26.5	17.0	8.5	22.5	0.8	C4BQ2684-9S****+++
0.82	26.5	18.5	10.0	22.5	0.8	C4BQ2824-9S****+++
1.0	26.5	20.0	11.0	22.5	0.8	C4BQ2105-9S****+++
1.2	26.5	22.0	12.0	22.5	0.8	C4BQ2125-9S****+++
1.5	26.5	23.0	13.5	22.5	0.8	C4BQ2155-9S****+++
1.8	26.5	24.5	15.5	22.5	0.8	C4BQ2185-9S****+++
2.2M	26.5	28.0	12.0	22.5	0.8	C4BQ2225M9A****+++
2.2M	26.5	24.5	15.5	22.5	0.8	C4BQ2225M9B****+++
2.2	26.5	29.5	14.5	22.5	0.8	C4BQ2225-9S****+++

305Vac						
C _N (μF)	W	H	T	P	d	Part number
0.47	32.0	18.0	9.0	27.5	0.8	C4BQ2474-BS****+++
0.56	32.0	18.0	9.0	27.5	0.8	C4BQ2564-BS****+++
0.68	32.0	18.0	9.0	27.5	0.8	C4BQ2684-BS****+++
0.82	32.0	18.0	9.0	27.5	0.8	C4BQ2824-BS****+++
1.0	32.0	18.0	9.0	27.5	0.8	C4BQ2105-BS****+++
1.2	32.0	20.0	11.0	27.5	0.8	C4BQ2125-BS****+++
1.5	32.0	20.0	11.0	27.5	0.8	C4BQ2155-BS****+++
1.8	32.0	22.0	13.0	27.5	0.8	C4BQ2185-BS****+++
2.2	32.0	24.5	15.0	27.5	0.8	C4BQ2225-BS****+++
2.7	32.0	28.0	14.0	27.5	0.8	C4BQ2275-BS****+++
3.3	32.0	30.0	16.0	27.5	0.8	C4BQ2335-BS****+++
3.9	32.0	33.0	18.0	27.5	0.8	C4BQ2395-BS****+++
4.7	32.0	33.0	18.0	27.5	0.8	C4BQ2475-BS****+++
5.6	32.0	37.0	22.0	27.5	0.8	C4BQ2565-BS****+++
6.8M	32.0	37.0	22.0	27.5	0.8	C4BQ2685MBS****+++
1.0	41.0	22.0	11.0	37.5	1.0	C4BQ2105-FS****+++
1.2	41.0	22.0	11.0	37.5	1.0	C4BQ2125-FS****+++
1.5	41.0	22.0	11.0	37.5	1.0	C4BQ2155-FS****+++
1.8	41.0	22.0	11.0	37.5	1.0	C4BQ2185-FS****+++
2.2	41.0	24.0	13.0	37.5	1.0	C4BQ2225-FS****+++
2.7	41.0	24.0	13.0	37.5	1.0	C4BQ2275-FS****+++
3.3	41.0	26.0	15.0	37.5	1.0	C4BQ2335-FA****+++
3.3	42.0	28.0	14.0	37.5	1.0	C4BQ2335-FS****+++
3.9	41.0	30.0	16.0	37.5	1.0	C4BQ2395-FS****+++
4.7M	41.0	30.0	16.0	37.5	1.0	C4BQ2475MFS****+++
4.7K	41.0	32.0	17.0	37.5	1.0	C4BQ2475KFS****+++
5.6	41.0	33.5	18.5	37.5	1.0	C4BQ2565-FS****+++
★ 6.8	41.0	34.0	20.0	37.5	1.0	C4BQ2685-FS****+++
8.2	41.0	37.0	22.0	37.5	1.0	C4BQ2825-FS****+++
10.0	41.0	41.0	26.0	37.5	1.0	C4BQ2106-FS****+++
12.0	41.0	43.0	28.0	37.5	1.0	C4BQ2126-FS****+++
15.0M	42.0	45.0	30.0	37.5	1.0	C4BQ2156MFS****+++
★ 15.0K	42.0	50.0	30.0	37.5	1.0	C4BQ2156KFS****+++
18.0	57.0	45.0	30.0	52.5	1.2	C4BQ2186-MST****+++
20.0	57.0	45.0	30.0	52.5	1.2	C4BQ2206-MST****+++
25.0	57.0	50.0	35.0	52.5	1.2	C4BQ2256-MST****+++

备注: 1. “-”表示容量偏差。 “-”=capacitance tolerance code, M=±20%,K=±10%
 2. “****”表示引线加工和包装代码(见table 1)。“****”=lead form and packing code (refer to table 1)
 3. “★”表示外壳为圆弧底。“★”=Arc bottom of the outer shell



C4B

■ 外形尺寸 Dimensions (mm)

350Vac						
C _N (μF)	W	H	T	P	d	Part number
0.010	13.0	9.0	4.0	10.0	0.6	C4BR2103-40****+++
0.012	13.0	9.0	4.0	10.0	0.6	C4BR2123-40****+++
0.015	13.0	9.0	4.0	10.0	0.6	C4BR2153-40****+++
0.018	13.0	9.0	4.0	10.0	0.6	C4BR2183-40****+++
0.022	13.0	9.0	4.0	10.0	0.6	C4BR2223-40****+++
0.027	13.0	11.0	5.0	10.0	0.6	C4BR2273-40****+++
0.033	13.0	11.0	5.0	10.0	0.6	C4BR2333-40****+++
0.039	13.0	11.0	5.0	10.0	0.6	C4BR2393-40****+++
0.047	13.0	12.0	6.0	10.0	0.6	C4BR2473-40****+++
0.056	13.0	12.0	6.0	10.0	0.6	C4BR2563-40****+++
0.010	17.5	9.5	5.0	15.0	0.6	C4BR2103-60****+++
0.012	17.5	9.5	5.0	15.0	0.6	C4BR2123-60****+++
0.015	17.5	9.5	5.0	15.0	0.6	C4BR2153-60****+++
0.018	17.5	9.5	5.0	15.0	0.6	C4BR2183-60****+++
0.022	17.5	9.5	5.0	15.0	0.6	C4BR2223-60****+++
0.027	17.5	9.5	5.0	15.0	0.6	C4BR2273-60****+++
0.033	17.5	9.5	5.0	15.0	0.6	C4BR2333-60****+++
0.039	17.5	9.5	5.0	15.0	0.6	C4BR2393-60****+++
0.047	17.5	11.0	5.0	15.0	0.6	C4BR2473-60****+++
0.056	17.5	11.0	5.0	15.0	0.6	C4BR2563-60****+++
0.068	17.5	12.0	6.0	15.0	0.6	C4BR2683-60****+++
0.082	17.5	12.0	6.0	15.0	0.6	C4BR2823-60****+++
0.10	17.5	12.0	6.0	15.0	0.6	C4BR2104-60****+++
0.12	17.5	13.5	7.5	15.0	0.6	C4BR2124-60****+++
0.15	17.5	13.5	7.5	15.0	0.6	C4BR2154-60****+++
0.18	17.5	14.5	8.5	15.0	0.6	C4BR2184-60****+++
0.22	17.5	14.5	8.5	15.0	0.6	C4BR2224-60****+++
0.27	17.5	16.0	10.0	15.0	0.8	C4BR2274-60****+++
0.33	17.5	19.0	11.0	15.0	0.8	C4BR2334-60****+++
0.10	26.5	15.0	6.0	22.5	0.8	C4BR2104-90****+++
0.12	26.5	15.0	6.0	22.5	0.8	C4BR2124-90****+++
0.15	26.5	15.0	6.0	22.5	0.8	C4BR2154-90****+++
0.18	26.5	15.0	6.0	22.5	0.8	C4BR2184-90****+++
0.22	26.5	15.0	6.0	22.5	0.8	C4BR2224-90****+++
0.27	26.5	15.0	6.0	22.5	0.8	C4BR2274-90****+++
0.33	26.5	16.0	7.0	22.5	0.8	C4BR2334-90****+++
0.39	26.5	17.0	8.5	22.5	0.8	C4BR2394-90****+++
0.47	26.5	17.0	8.5	22.5	0.8	C4BR2474-90****+++
0.56	26.5	18.5	10.0	22.5	0.8	C4BR2564-90****+++
0.68	26.5	18.5	10.0	22.5	0.8	C4BR2684-90****+++
0.82	26.5	20.0	11.0	22.5	0.8	C4BR2824-90****+++
1.0	26.5	22.0	12.0	22.5	0.8	C4BR2105-90****+++
1.2	26.5	23.0	13.5	22.5	0.8	C4BR2125-90****+++
1.5	26.5	24.5	15.5	22.5	0.8	C4BR2155-90****+++

350Vac						
C _N (μF)	W	H	T	P	d	Part number
0.22	32.0	18.0	9.0	27.5	0.8	C4BR2224-B0****+++
0.27	32.0	18.0	9.0	27.5	0.8	C4BR2274-B0****+++
0.33	32.0	18.0	9.0	27.5	0.8	C4BR2334-B0****+++
0.39	32.0	18.0	9.0	27.5	0.8	C4BR2394-B0****+++
0.47	32.0	18.0	9.0	27.5	0.8	C4BR2474-B0****+++
0.56	32.0	18.0	9.0	27.5	0.8	C4BR2564-B0****+++
0.68	32.0	18.0	9.0	27.5	0.8	C4BR2684-B0****+++
0.82	32.0	20.0	11.0	27.5	0.8	C4BR2824-B0****+++
1.0	32.0	20.0	11.0	27.5	0.8	C4BR2105-B0****+++
1.2	32.0	22.0	13.0	27.5	0.8	C4BR2125-B0****+++
1.5	32.0	25.0	13.0	27.5	0.8	C4BR2155-B0****+++
1.8	32.0	24.5	15.0	27.5	0.8	C4BR2185-B0****+++
2.2	32.0	30.0	16.0	27.5	0.8	C4BR2225-B0****+++
2.7	32.0	33.0	18.0	27.5	0.8	C4BR2275-B0****+++
3.3	32.0	33.0	18.0	27.5	0.8	C4BR2335-B0****+++
3.9	32.0	37.0	22.0	27.5	0.8	C4BR2395-B0****+++
4.7	32.0	37.0	22.0	27.5	0.8	C4BR2475-B0****+++
0.33	41.0	22.0	11.0	37.5	1.0	C4BR2334-F0****+++
0.39	41.0	22.0	11.0	37.5	1.0	C4BR2394-F0****+++
0.47	41.0	22.0	11.0	37.5	1.0	C4BR2474-F0****+++
0.56	41.0	22.0	11.0	37.5	1.0	C4BR2564-F0****+++
0.68	41.0	22.0	11.0	37.5	1.0	C4BR2684-F0****+++
0.82	41.0	22.0	11.0	37.5	1.0	C4BR2824-F0****+++
1.0	41.0	22.0	11.0	37.5	1.0	C4BR2105-F0****+++
1.2	41.0	22.0	11.0	37.5	1.0	C4BR2125-F0****+++
1.5	41.0	24.0	13.0	37.5	1.0	C4BR2155-F0****+++
1.8	41.0	24.0	13.0	37.5	1.0	C4BR2185-F0****+++
2.2	41.0	26.0	15.0	37.5	1.0	C4BR2225-F0****+++
2.7	42.0	28.0	14.0	37.5	1.0	C4BR2275-F0****+++
3.3	41.0	30.0	16.0	37.5	1.0	C4BR2335-F0****+++
3.9	41.0	32.0	17.0	37.5	1.0	C4BR2395-F0****+++
★ 4.7	41.0	34.0	20.0	37.5	1.0	C4BR2475-F0****+++
5.6	41.0	37.0	22.0	37.5	1.0	C4BR2565-F0****+++
6.8M	41.0	37.0	22.0	37.5	1.0	C4BR2685MF0****+++
★ 6.8K	41.0	37.0	26.0	37.5	1.0	C4BR2685KF0****+++
8.2	41.0	41.0	26.0	37.5	1.0	C4BR2825-F0****+++
10.0	42.0	45.0	30.0	37.5	1.0	C4BR2106-F0****+++
15.0	57.0	45.0	30.0	52.5	1.2	C4BR2156-M0T****+++
18.0	57.0	45.0	35.0	52.5	1.2	C4BR2186-M0T****+++
20.0	57.0	50.0	35.0	52.5	1.2	C4BR2206-M0T****+++

- 备注: 1. “-”表示容量偏差。 “-”=capacitance tolerance code, M=±20%,K=±10%
 2. “****”表示引线加工和包装代码(见table 1)。“****”=lead form and packing code (refer to table 1)
 3. “★”表示外壳为圆弧底。“★”=Arc bottom of the outer shell

单击下面可查看定价，库存，交付和生命周期等信息

[>>Faratronics\(法拉\)](#)