


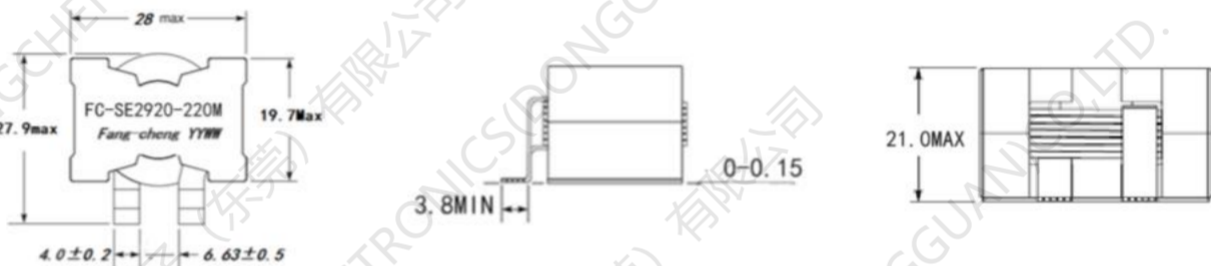
FC-SE2920-Series SMD Flat Wire High Current Inductor

Applications

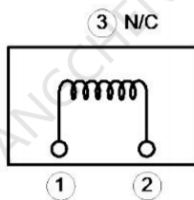
- Industrial computers
- High current switching regulators
- DC/DC converter
- Filter
- Magnetically shielded
- Flat wire coil for low losses at high frequency
- Low stray field
- Operating temperature: $-40\text{ }^{\circ}\text{C}$ to $+125\text{ }^{\circ}\text{C}$
- Recommended solder profile: Reflow



1. Dimensions: [mm]



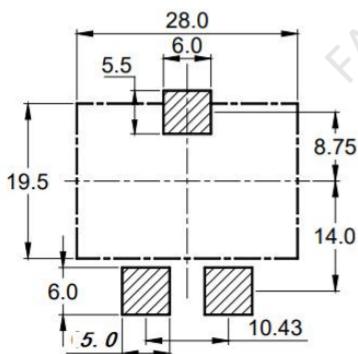
2. Schematic:



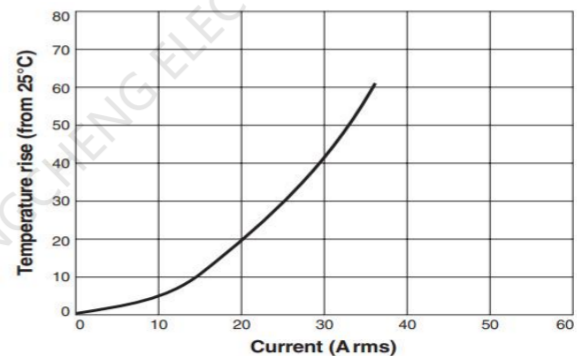
2.1 Application



3. Recommended Land Pattern: mm



4. Temperature Rise vs Current:



FC-SE2920-Series SMD Flat Wire High Current Inductor

4. ELECTRIC CHARACTERISTICS

Part number	Inductance ±20%(μH)	DRC (mohms)		Isat(A)1 drops 20%	Isat(A)2 drops 30%	Irms(A)
		nom	max			
FC-SE2920-6R8M	6.8	2.0	2.5	48	50	33
FC-SE2920-100M	10	2.0	2.5	35	38	33
FC-SE2920-150M	15	2.0	2.5	24	26	33
FC-SE2920-220M	22	2.0	2.5	16	17	33
FC-SE2920-330M	33	2.0	2.5	11	12	33
FC-SE2920-470M	47	2.0	2.5	7.0	8.0	33

Remark:

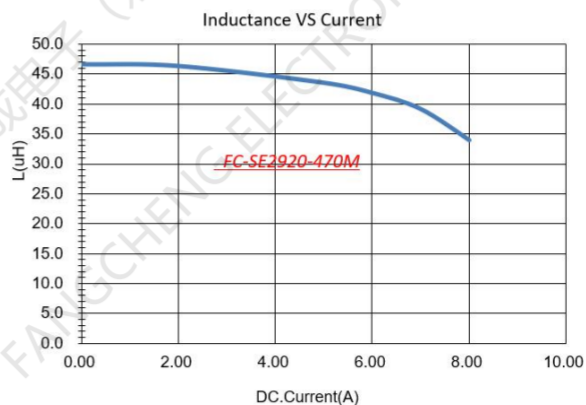
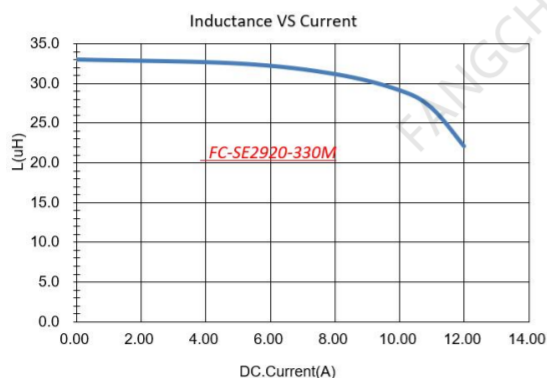
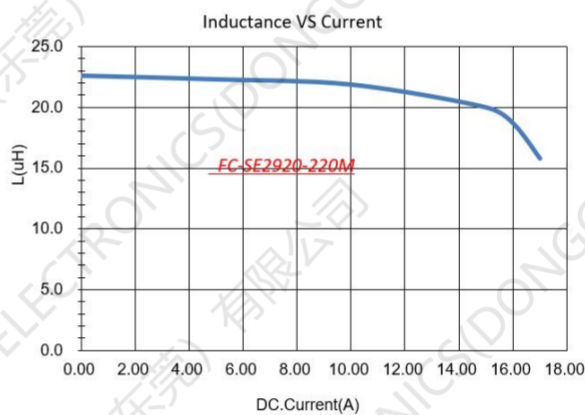
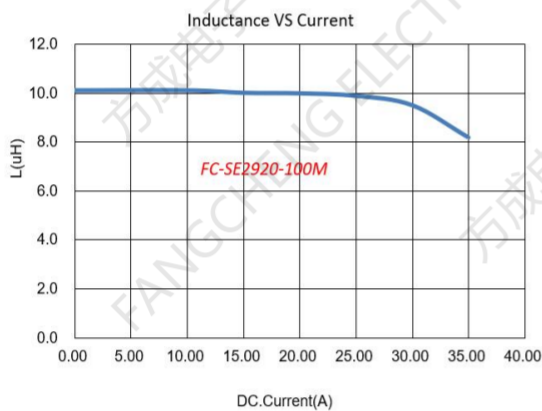
<1>Inductance: 100KHz 0.1V Test condition: Ta= 25°C

<2>Tolerance of inductance:±20%

<3>Isat: The value of current indicates that inductance drops 20%-30%(Typical) from its initial value

<4>Irms:The value of current indicates that the temperature of the coil is increase 40°C (Typical)

5. Inductance vs Isat Current



单击下面可查看定价，库存，交付和生命周期等信息

[>>FC\(方成\)](#)