


## ■ 厚膜網絡電阻器 Thick Film Network Resistor

### ● 特點 Features

- \* 按工業標準尺寸生產，小型化，組裝密度高  
Industry standard size, miniature, high density assembly
- \* 可靠性高，使用壽命長，防潮性、抗腐蝕性好  
High reliability, long life excellent moistureproof and cauterization
- \* 設計靈活，可根據用戶要求生產  
Free design, producing according to the consumer require



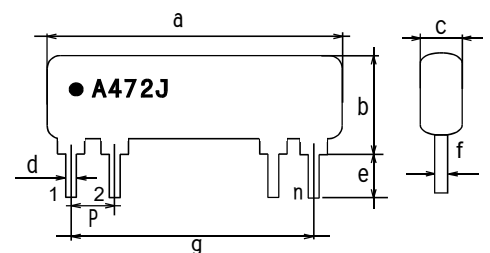
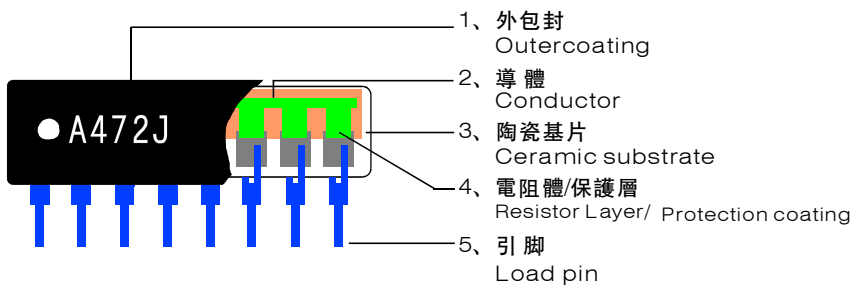
### ● 應用領域 Application

應用於工業設備、家用電器、醫療設備以及測試與測量設備  
 Application to Industrial equipment, household appliances, medical equipment and test and measurement equipment

### ● 品名構成 Type Designation

A	H	08	473	/331	J	Y	P			
電路結構代碼 Type Code	額定功率代號 Power Rating Code		電阻值代號 Resistance Value Code	電阻值代號 Resistance Value Code	電阻值誤差精度代號 Resistance Tolerance Code		腳距代號 Code of Pin Distance		環保代號 Code of Lead-Free	
A B C D E F G H T	代號 Code	功率 Power	三位數: 3 digit 例如Example: 473=47KΩ	E、F、H、 T型產品 E、F、H、T- type product 三位數: 3 digit 例如 Example: 331=330Ω	代號 Code	誤差精度 Tolerance	無表示 Blank	2.54 mm	P	環保品 Environmental
	無表示 Blank	1/8W			F	±1%	Y	1.778 mm		
	H	1/4W			G	±2%				
					J	±5%				
					J (跨接電阻)	≤50mΩ				

### ● 結構 Construction



# 厚膜網絡電阻器

## THICK FILM NETWORK RESISTOR

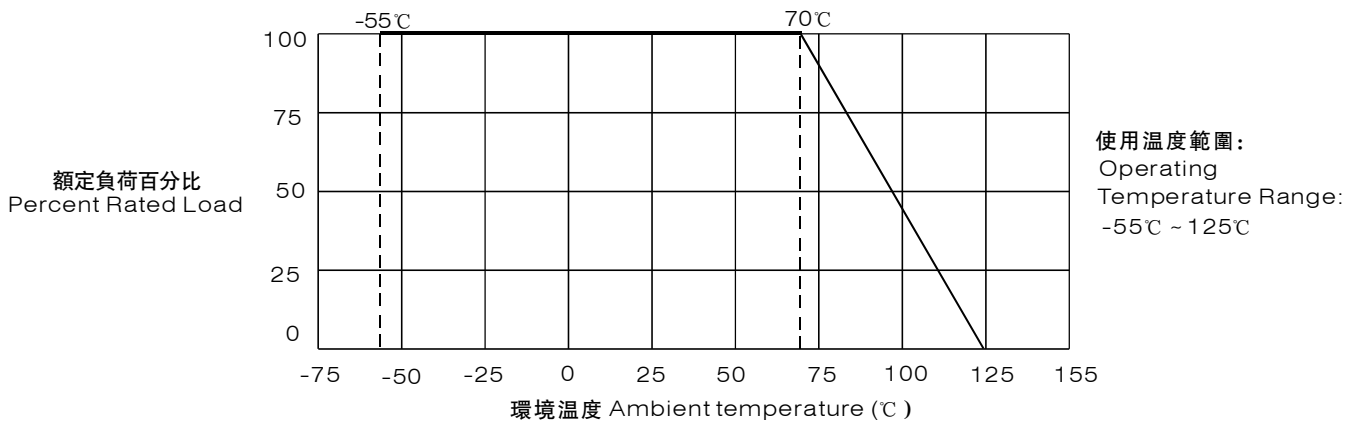
### • 等效電路 Equivalent Circuit

型號 Type	等效電路 Equivalent Circuit	型號 Type	等效電路 Equivalent Circuit	型號 Type	等效電路 Equivalent Circuit
A	 $R_1 = R_2 = \dots = R_n$	B	 $R_1 = R_2 = \dots = R_n$	C	 $R_1 = R_2 = \dots = R_n$
D	 $R_1 = R_2 = \dots = R_n$	E	 $R_1 = R_2 \text{ OR } R_1 \neq R_2$	F	 $R_1 = R_2 \text{ OR } R_1 \neq R_2$
G	 $R_1 = R_2 = \dots = R_n$	H	 $R_1 = R_2 \text{ OR } R_1 \neq R_2$	T	 $R_1 = R_2 \text{ OR } R_1 \neq R_2$

### • 規格尺寸 Dimensions

代號 Code	常規尺寸 Normal Dimension	
a	$2.54 \times (n-1) + 2.50\text{max}$	
b	A、B、C、D、E、F、G、H 型 Type	5.80max
	T 型 Type	9.20max
c	3.20max	
d	$0.50 \pm 0.1$	
e	$3.50 \pm 0.5$	
f	$0.25 \pm 0.1$	
g	$2.54 \times (n-1) \pm 0.3$	
p	$2.54 \pm 0.1$	

### • 負荷下降曲線 Derating Curve



注：當電阻使用的環境溫度超過70°C時，其額定負荷(額定功率)按上述曲線下降。

Note: For resistors operated in ambient over 70°C, rated load (rated power) shall be derated in accordance with the above figure.

● 特性 Characteristics

試驗項目 Test Item	規定值 Standard	測試方法 Test Method
引出端強度 Terminal Strength	$ \Delta R  \leq (1\%R + 0.05\Omega)$ , 0Ω(跨接電阻) $ \Delta R  \leq (1\%R + 0.05\Omega)$ , 0Ω(Jumper resistance) $\leq 50m\Omega$	按照GB/T 8976-1996 中4.5.12條的規定執行 According to GB / T 8976-1996 in the implementation of the provisions of Article 4.5.12
可焊性 Solderability	試驗后外觀無異常，且上錫率不小於95% No abnormal appearance after the test, and the rate of not less than 95%	IEC 60115-1 4.17 在 $260 \pm 5^\circ\text{C}$ 的焊料槽內,浸入時間 $2 \pm 0.5$ 秒。Tem: $260 \pm 5^\circ\text{C}$ , Time: $2 \pm 0.5\text{s}$ .
耐焊接熱 Resistance to Soldering Heat	$ \Delta R  \leq (1\%R + 0.05\Omega)$ , 0Ω(跨接電阻) $ \Delta R  \leq (1\%R + 0.05\Omega)$ , 0Ω(Jumper resistance) $\leq 50m\Omega$	IEC 60115-1 4.18 $270^\circ\text{C} \pm 5^\circ\text{C}$ , $5\text{s} \pm 1\text{s}$
電阻溫度係數 T.C.R	在規定值內 within specified T.C.R	IEC 60115-1 4.8 $+25^\circ\text{C}/-55^\circ\text{C}/+25^\circ\text{C}/+125^\circ\text{C}/+25^\circ\text{C}$
短時間過負載 Short Time Overload	$ \Delta R  \leq (2\%R + 0.05\Omega)$ , 0Ω(跨接電阻) $ \Delta R  \leq (2\%R + 0.05\Omega)$ , 0Ω(Jumper resistance) $\leq 50m\Omega$	IEC 60115-1 4.13 施加2.5倍額定電壓或最大過負荷電壓(取較小者)持續5秒 Apply 2.5 times rated voltage or Max overload voltage, whichever is lower, for 5 s.
溫度快速變化 Rapid Change of Temperature	$ \Delta R  \leq (1\%R + 0.05\Omega)$ , 0Ω(跨接電阻) $ \Delta R  \leq (1\%R + 0.05\Omega)$ , 0Ω(Jumper resistance) $\leq 50m\Omega$	IEC 60115-1 4.19 $-55^\circ\text{C}$ (30分鐘)~常溫(5分鐘)~ $125^\circ\text{C}$ (30分鐘)5個循環 $-55^\circ\text{C}$ (30min)~normal temperature(5min)~ $125^\circ\text{C}$ (30min)5cycles
70°C持久性 Endurance at 70°C	$ \Delta R  \leq (3\%R + 0.05\Omega)$ , 0Ω(跨接電阻) $ \Delta R  \leq (3\%R + 0.05\Omega)$ , 0Ω(Jumper resistance) $\leq 50m\Omega$	IEC 60115-1 4.25.1 $70^\circ\text{C} \pm 2^\circ\text{C}$ , 1000小時, 額定電壓或元件極限電壓(取較小者)通1.5小時/斷0.5小時。 $70^\circ\text{C} \pm 2^\circ\text{C}$ , 1000h, Rated voltage or limiting element voltage whichever is lower 1.5h ON/0.5h OFF.
穩態濕熱 Damp Heat Steady State	$ \Delta R  \leq (3\%R + 0.05\Omega)$ , 0Ω(跨接電阻) $ \Delta R  \leq (3\%R + 0.05\Omega)$ , 0Ω(Jumper resistance) $\leq 50m\Omega$	IEC 60115-1 4.24 $40^\circ\text{C} \pm 2^\circ\text{C}$ , $93\% \pm 3\%RH$ , 額定電壓或最大工作電壓(取較小者)通1.5小時, 斷0.5小時, 持續500小時。 Resistor should be exposed at $40^\circ\text{C} \pm 2^\circ\text{C}$ , $93\% \pm 3\%RH$ , 1000h and apply rated voltage or Max working voltage, whichever is lower, for 1.5h on, 0.5h off for 1000h.
上限類別溫度持久性 Endurance at Upper Category Temperature	$ \Delta R  \leq (3\%R + 0.05\Omega)$ , 0Ω(跨接電阻) $\leq 50m\Omega$ $ \Delta R  \leq (3\%R + 0.05\Omega)$ , 0Ω(Jumper resistance) $\leq 50m\Omega$	IEC 60115-1 4.25.3 $125^\circ\text{C} \pm 2^\circ\text{C}$ 1000h Resistor should be exposed at $125^\circ\text{C} \pm 3^\circ\text{C}$ for 1000 h.
耐溶劑性 Component Solvent Resistance	試驗后產品外觀無異常，標志應清晰可見 No abnormal appearance of the product after the test, signs should be clearly visible	使用溶劑: 異丙醇; 溶劑溫度: $(23 \pm 2)^\circ\text{C}$ ; 浸泡時間: $(10 \pm 1)\text{h}$ Solvent: isopropyl alcohol; solvent temperature: $(23 \pm 2)^\circ\text{C}$ ; soaking time: $(10 \pm 1)\text{h}$
包封絕緣耐電壓 Coating Dielectric Withstanding Voltage	無弧光，燃燒或本體被擊穿等現象 No arc, burning or other body is the breakdown phenomenon	在引腳和包封層之間施加500VDC, 持續時間: 1min. In the encapsulation layer is applied between the pin and 500 VDC, Duration: 1min.
包封絕緣阻抗 Coating Insulation Resistance	$R \geq 100M\Omega$	在引腳和包封層之間施加500VDC, 持續時間: 1min. In the encapsulation layer is applied between the pin and 500 VDC, Duration: 1min.

# 厚膜網絡電阻器

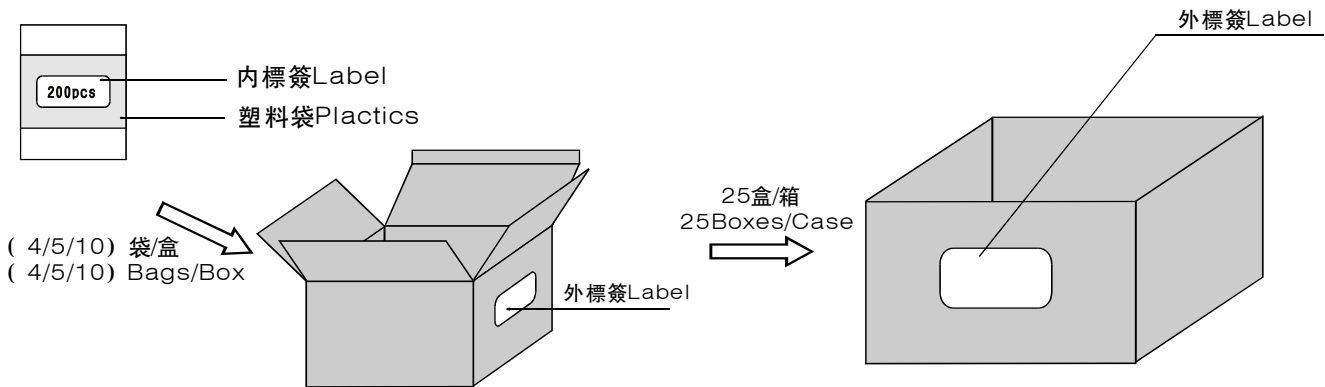
## THICK FILM NETWORK RESISTOR

### • 額定值 Ratings

項目 Item	標準 Specification
額定功率 Power Rating	1/8W(1/4W)
最大工作電壓 Max.Operating Voltage	200V
最大過負荷電壓 Max.Overload Voltage	280V
跨接電阻額定電流 Jumper Rated Current	2A
電阻溫度係數 Resistance Temperature Coefficient (T.C.R)	10Ω ≤ R ≤ 1MΩ: ± 100ppm/°C 1Ω ≤ R < 10Ω, 1MΩ < R ≤ 10MΩ: ± 250ppm/°C
阻值誤差精度 Resistance Tolerance	± 1% , ± 2% , ± 5% 跨接電阻Jumper: ≤ 50mΩ
阻值範圍 Resistance Range	0Ω(跨接電阻Jumper)、1.0Ω ~ 10MΩ E-24系列
使用溫度範圍 Operating Temperature Range	-55°C ~ +125°C
額定溫度 Rated Temperature	+70°C

### • 包裝 Packaging

#### \* 包裝方式 Packaging



#### \* 包裝數量 Packaging quantity

塑料袋散包裝 Bag	袋 Bag	盒 Box			箱 Case
		4~5脚Pins	6~11脚Pins	12~14脚Pins	
2.54mm脚距	200pcs	10 Bags	5Bags	4Bags	25 Boxes Max.

## ■ 修訂履歷 Revision History

版本Version	日期Date	修订内容 Change Description
V2020.0	2020-06-23	- 原版 The original version.

注：上述所提供之內容為產品規格說明。在產品未變更時，風華保有修改此內容不另行通知之所有權利，任何產品變更將會以PCN通知客戶。

Remark: Information provided above is intended to indicate product specifications only. Fenghua reserves all the rights for revising this content without further notification, as long as products are unchanged. Any product change will be announced by PCN.

单击下面可查看定价，库存，交付和生命周期等信息

[>>FH\(风华高科\)](#)