


■ 车规合金超低阻片式固定电阻器

Metal Strip Low Ohmic Chip Fixed Resistor
Automotive Grade



◆ 特点 Features

- * 符合AEC-Q200汽车标准条款 Compliant with AEC-Q200 standard.
- * 最高功率可达 5W The highest power is up to 5W.
- * 最低TCR为 ± 50 ppm/ $^{\circ}\text{C}$ The lowest TCR is ± 50 ppm/ $^{\circ}\text{C}$.
- * 适应再流焊与波峰焊 Suit for re-flow and wave flow solder.
- * 装配成本低, 并与自动装贴设备匹配 Low assembly cost, suit for automatic SMT equipment.
- * 适于作电流探测用电阻器如电源电路等 Current detecting resistors for power supply, etc
- * 机械强度高、高频特性优越 Superior mechanical and frequency characteristics
- * 符合RoHS指令要求 Compliant with RoHS directive
- * 符合无卤素要求 Halogen free requirement
- * 潮敏等级: MSL 1 MSL Class:MSL 1

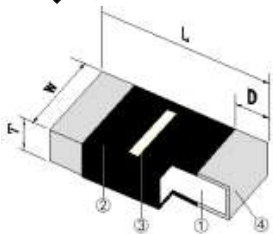
◆ 应用领域 Application

锂电模块、电源转换器、便携式设备、平板电脑、汽车电子（车载导航系统、车身电子控制系统）等。
Lithium battery module、Power Converter、Portable equipment、Table PC、Automotive Electronics
(Vehicle navigation system、Electronic body control system) etc.

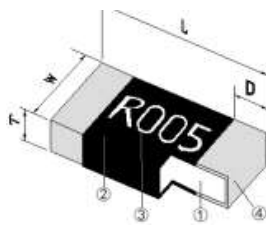
◆ 型号表示方法 Part Number

AMG	N	12	K	R002	F	T					
产品代号 Product Code	额定功率系列代号 Power Rating Series Code		型号代号 Type Code		电阻温度系数代号 T.C.R Code		电阻值代号 Resistance Value Code	电阻值误差精度代号 Resistance Tolerance Code		包装方式代号 Packaging Style Code	
车规合金超低阻片式固定电阻器 Metal Strip Low Ohmic Chip Fixed Resistor Automotive Grade	代号 Code	额定功率系列 Power rating series	代号 Code	型号 Type	代号 Code	T.C.R (ppm/ $^{\circ}\text{C}$)	单位 Ω , 小数点用R表示; 单位 $\text{m}\Omega$, 小数点用M表示; Units Ω : Decimal point should be expressed "R"; Units $\text{m}\Omega$: Decimal point should be expressed by 'M'. 例如Example: R001=0.001 Ω R004=0.004 Ω R020=0.020 Ω 6M50=6.50 $\text{m}\Omega$	代号 Code	误差精度 Tolerance	代号 Code	包装方法 Packaging Style
	J	1W	06	1206	H	± 50		D	$\pm 0.5\%$	T	编带包装 Tape & Reel
	L	2W	10	2010	X	± 75		F	$\pm 1\%$		
	N	3W	12	2512	K	± 100		G	$\pm 2\%$		
	U	4W	2725	2725	J	± 150		J	$\pm 5\%$		
	V	5W	2728	2728	L	± 250					
		2817	2817								

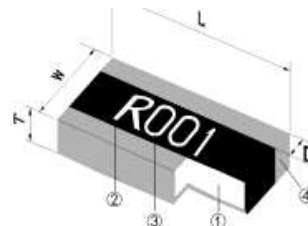
◆ 结构 Construction



一位数白色标记
One digit white marking
(1206 R001)



四位数白色标记
Four digit white marking
(1206 > R001、2010、2512、2817)

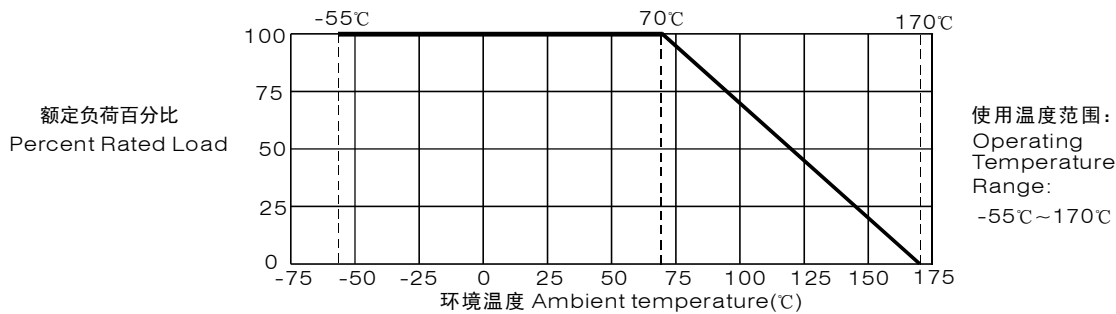


四位数白色标记
Four digit white marking
(2725、2728)

- ① 合金层 Alloy Plate
- ② 保护 Overcoat
- ③ 标记 Marking
- ④ Sn 层 Solder Plating (Sn)

◆规格尺寸 Dimensions

型号 Type	L (mm)	W (mm)	T (mm)	D (mm)	备注
1206	3.20±0.20	1.60±0.20	0.60±0.20	0.50±0.20	适用R001~R010
			0.45±0.20		适用R011~R100
2010	5.10±0.20	2.50±0.20	0.80±0.15	1.70±0.20	适用0M50~R001
	5.10±0.20	2.50±0.20	0.80±0.15	0.55±0.20	适用R002~R200
2512	6.45±0.20	3.20±0.20	0.80±0.15	0.95±0.30	适用R005~R500
	6.45±0.20	3.20±0.20	0.80±0.15	1.50±0.30	适用R001~R004
	6.45±0.20	3.20±0.20	0.80±0.15	2.30±0.30	适用0M50
2725	6.80±0.20	6.40±0.20	1.20±0.20	1.20±0.25	适用0M50~R003
	6.80±0.20	6.40±0.20	1.20±0.20	1.70±0.20	适用0M20、0M25
2728	6.80±0.20	7.20±0.20	1.00±0.20	1.20±0.20	/
2817	7.10±0.20	4.30±0.20	1.00±0.20	1.20±0.20	/

◆ 负荷下降曲线 Derating Curve


注：当电阻使用的环境温度超过70°C时，其额定负荷(额定功率)按上述曲线下降。

Note: For resistors operated in ambient over 70°C, rated load (rated power) shall be derated in accordance with the above figure.

◆ 额定值 Ratings

型号 Type	70°C下额定功率 Rating Power at 70°C (W)	元件极限电流 Limiting Element Current (A)	最大过负荷电流 Max. Over Load Current (A)	阻值范围 Resistance Range
1206	1	31.62	70.71	1mΩ ≤ R ≤ 100mΩ
2010	1	44.72	89.44	0.5mΩ ≤ R ≤ 200mΩ
	2	63.25	126.49	0.5mΩ ≤ R ≤ 50mΩ
2512	2	63.25	126.49	0.5mΩ ≤ R ≤ 500mΩ
	3	77.46	154.92	0.5mΩ ≤ R ≤ 100mΩ
2725	3、4	141.42	282.84	0.20mΩ ≤ R ≤ 3mΩ
2728	3、4	31.62	63.24	4mΩ ≤ R ≤ 50mΩ
2817	3、4	63.24	126.49	1mΩ ≤ R ≤ 50mΩ

注Note:

1、电流为直流或交流有效值。

Current of DC or AC RMS value.

2、额定电流=√P/R 或元件极限电流两者中的较小值。

I=√P/R or Limiting element current whichever is lower.

I: 额定电流 Rated current(A)

P: 额定功率 Rated power(W)

R: 标称阻值 Normal resistance(Ω)

◆ 额定值 Ratings

型号 Type	额定功率 Rating Power	使用温度范围 Operating Temp.Range	阻值范围 Resistance Range				TCR (PPM/°C)
			±0.5%	±1%	±2%	±5%	
1206	1W	-55°C ~ +170°C	R001				±200
			R002~R100				±50
2010	1W 2W	-55°C ~ +170°C	0M50~R001				±150
			R002~R050				±100
	1W		R051~R200				±100
2512	2W 3W	-55°C ~ +170°C	0M50				±200
			R001, R002				±100
			R003~R100				±75
			R004~R100				±50
	2W	-55°C ~ +170°C	R011~R500				±50
2725	3W 4W	-55°C ~ +170°C	0M20,0M25				±150
			0M50				±100
			R001~R003				±75
2728	3W 4W	-55°C ~ +170°C	R004~R050				±75
2817	3W 4W	-55°C ~ +170°C	R001~R004				±100
			R005~R050				±50

◆ 特性 Characteristics

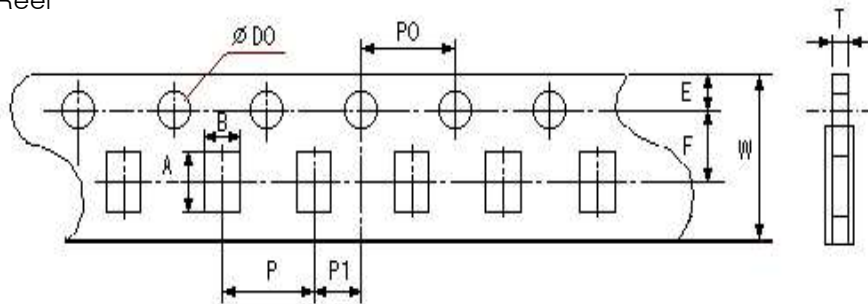
项目 Item	标准 Specifications	测试方法 (IEC60115-1) Test Methods (IEC60115-1)
高温存储 High Temperature Exposure (Storage)	无可见损伤 No mechanical damage $\Delta R \leq \pm 1.0\%R$	AEC-Q200 Test3/MIL-STD-202 Method 108 1000小时@T=170°C ±2°C, 不通电。 1000 hrs.@T=170°C ±2°C. Unpowered.
温度快速变化 Rapid Change of Temperature	无可见损伤 No mechanical damage $\Delta R \leq \pm 1.0\%R$	AEC-Q200 Test 4/ JESD22 Method JA-104 -55°C (30分钟) ~ 常温(≤1分钟) ~ 155°C (30分钟), 1000个循环。 -55°C (30min) ~ normal temperature (≤ 1min) ~ 155°C (30min) 1000 cycles.
工作寿命 Operational Life	无可见损伤 No mechanical damage $\Delta R \leq \pm 1.0\%R$	AEC-Q200 Test 8/MIL-STD-202 Method 108 70±2°C, 1000小时, 额定电流或元件极限电流 (取较小值), 通1.5小时/断0.5小时。 70±2°C, 1000h, rated current or limiting element current whichever is lower for 1.5h ON/0.5h OFF.
		125±2°C, 1000小时, 降额电流, 通1.5小时/断0.5小时。 125±2°C, 1000h, de-rated current for 1.5h ON/0.5h OFF.

◆ 特性 Characteristics

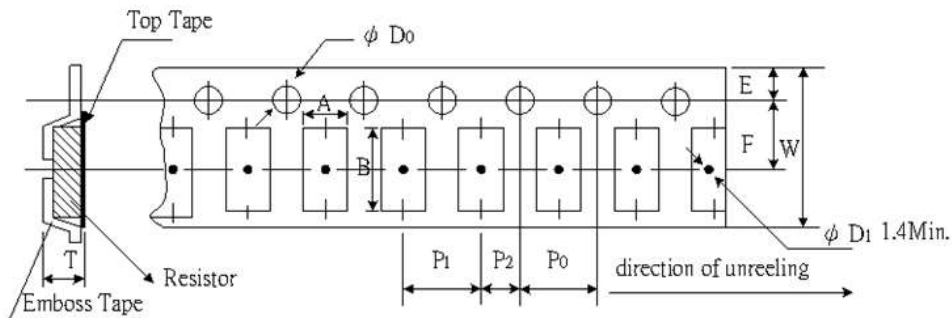
试验项目 Test Item	标准 Specification	测试方法 Test Method
高温高湿 Biased Humidity	无可见损伤 No mechanical damage $\Delta R \leq \pm 1.0\%R$	AEC-Q200 Test 7/MIL-STD-202 Method 103 温度85°C, 湿度85%的条件下施加10%额定功率或元件极限电流(取较小值), 放置1000小时。 85°C/85%RH. 1000 hours, Apply 10% of operating power or imiting element current whichever is lower .
耐溶剂性 Component Solvent Resistance	标记清晰, 无可见损伤 Clearly marked No mechanical damage	AEC-Q200 Test 12/MIL-STD-202 Method 215 浸在三种溶剂3分钟后擦拭10次, 浸、刷共3回, 用水洗清洗剂进行清洗, 并在室温下对整个表面进行通风干燥。 Immersed in three solvents after 3min immersion, brush wipe 10times, a total of 3 times, washing with washing and cleaning agent, room temperature on the surface of the ventilation drying.
机械冲击 Mechanical shock	无可见损伤 No mechanical damage $\Delta R \leq \pm 1.0\%R$	AEC-Q200 Test 13/MIL-STD-202 Method 213 正半弦波, 峰值加速度100g's, 脉冲持续时间6ms, 三轴六向各3次, 共18次。 Positive half wave, peak acceleration: 100g's, pulse duration: 6ms, three axis six to each 3 times, a total of 18 times.
振动 Vibration	无可见损伤 No mechanical damage $\Delta R \leq \pm 1.0\%R$	AEC-Q200 Test 14/MIL-STD-202 Method 204 频率: 10Hz~2000Hz; 加速度: 5g's; 一个循环20分钟; X, Y, Z三个方向每个方向12个循环, 共36个循环。 Frequency: 10Hz~2000Hz, acceleration: 5g's, a loop 20 min, X, Y, Z three directions, each direction 12 cycles, 36 cycles.
耐焊接热 Resistance to Soldering Heat	无可见损伤 No mechanical damage $\Delta R \leq \pm 1.0\%R$	AEC-Q200 Test 15/MIL-STD-202 Method 210 270°C ±5°C 锡槽, 保持10s ±1s。 Lead-free solder bath at 270°C ±5°C for 10s ±1s.
热冲击 Thermal Shock	无可见损伤 No mechanical damage $\Delta R \leq \pm 1.0\%R$	AEC-Q200 Test 16/MIL-STD-202 Method 107 -55°C (15分钟) ~ 常温 (≤20 秒) ~ 155°C (15分钟), 300个循环。 -55°C (15min) ~ normal temperature (≤20s) ~ 155°C (30min), 300 cycles.
可焊性 Solder-ability	无可见损伤 No mechanical damage 可焊面积 ≥95% 95% Cover Min	AEC-Q200 Test 18/IEC 60115-1 4.17 245°C ±5°C 锡槽, 保持3s ±0.3s。 Lead-free solder bath at 245°C ±5°C for 3s ±0.3s.
电阻温度系数 T.C.R	在规定值内 within specified T.C.R	AEC-Q200 Test 19/IEC 60115-1 4.8 +20°C/+125°C/+20°C
基板弯曲试验 Substrate Bending Test	无可见损伤 No mechanical damage $\Delta R \leq \pm 1.0\%R$	AEC-Q200 Test 21/AEC-Q200-005 弯曲距离(Bending distance): 2mm 保持时间(Duration): 60s ±5s.
端子强度 Terminal Strength	无可见损伤 No mechanical damage $\Delta R \leq \pm 1.0\%R$	AEC-Q200 Test 22/AEC-Q200-006 施加力: 17.7N, 保持 60s ±1s。 Applying force 17.7N for 60s ±1s.
可燃性 Flammability	不完全燃尽, 薄垫纸应不被引燃, 松木板应不被烤焦炭化 No ignition of the tissue paper or scorching of the pinewood board	AEC-Q200 Test 20/UL-94 V-0或V-1可接受。不需要电气测试。 V-0 or V-1 are acceptable. Electrical test not required.
短时间过载 Short Time Overload	无可见损伤 No mechanical damage $\Delta R \leq \pm 1.0\%R$	IEC 60115-1 4.13 1206: 5倍额定功率, 保持5秒。 1206: 5×Rated Power, for 5 s. 2010、2512、2725、2728、2817: 4倍额定功率, 保持5秒。 2010、2512、2725、2728、2817: 4×Rated Power, for 5 s.
低温负载 Operation at Low Temperature	无可见损伤 No mechanical damage $\Delta R \leq \pm 1.0\%R$	IEC 60115-1 4.36 -55°C ±5°C, 无负载1小时, 额定电流或元件极限电流(取较小值) 45分钟, 无负载15分钟。 -55°C ±5°C, 1h without load, rated current or limiting element current whichever is lower for 45min, 15min without load.

◆ 包装 Packaging

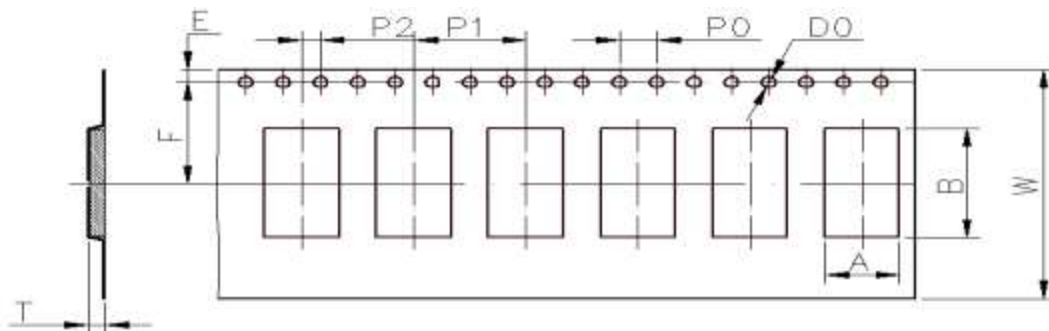
编带包装 Tape and Reel

 适用于1206规格
 For 1206:


型号 Type	A (mm)	B (mm)	W (mm)	E (mm)	F (mm)	P ₀ (mm)	P ₁ (mm)	P ₂ (mm)	φ Do (mm)	T (mm)	Quantity (EA)
1206	3.50±0.20	1.90±0.20	8.00±0.20	1.75±0.10	3.5±0.05	4.0±0.10	4.0±0.10	2.00±0.05	1.50±0.10	0.95±0.10	5000

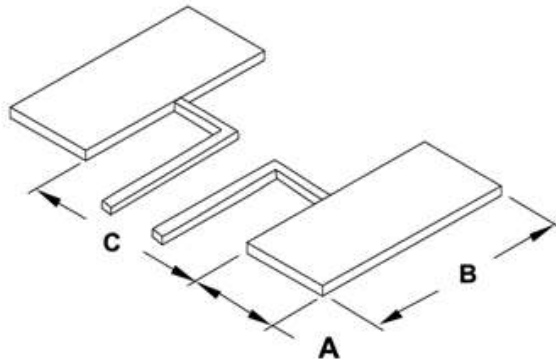
 适用于2512规格
 For 2512:


型号 Type	A (mm)	B (mm)	W (mm)	E (mm)	F (mm)	P ₀ (mm)	P ₁ (mm)	P ₂ (mm)	φ Do (mm)	T (mm)	Quantity (EA)
2010	2.90±0.20	5.80±0.20	12.0±0.20	1.75±0.10	5.5±0.10	4.0±0.10	4.0±0.10	2.00±0.10	1.50±0.10	1.20±0.15	4000
2512	3.50±0.20	6.80±0.20	12.0±0.20	1.75±0.10	5.5±0.10	4.0±0.10	4.0±0.10	2.00±0.10	1.50±0.10	1.20±0.15	4000

 适用于2725、2728、2817规格
 For 2725、2728、2817:


型号 Type	A (mm)	B (mm)	W (mm)	E (mm)	F (mm)	P ₀ (mm)	P ₁ (mm)	P ₂ (mm)	φ Do (mm)	T (mm)	Quantity (EA)
2725	6.80±0.20	7.10±0.20	12.0±0.20	1.75±0.10	5.5±0.10	4.0±0.10	12.0±0.10	2.00±0.10	1.50±0.10	1.40±0.15	1000
2728	7.50±0.20	7.10±0.20	12.0±0.20	1.75±0.10	5.5±0.10	4.0±0.10	12.0±0.10	2.00±0.10	1.50±0.10	1.40±0.15	1000
2817	4.80±0.20	7.40±0.20	12.0±0.20	1.75±0.10	5.5±0.10	4.0±0.10	12.0±0.10	2.00±0.10	1.50±0.10	1.60±0.15	1000

◆ 推荐焊盘尺寸 Solder Pad Dimensions



型号 Type	A (mm)	B (mm)	C (mm)	备注
1206	1.75±0.25	1.60±0.25	2.10±0.13	/
2010	1.80±0.25	2.90±0.25	2.70±0.13	R002~R200
	2.35±0.25	2.90±0.25	1.60±0.13	0M50、R001
2512	1.80±0.25	3.60±0.25	3.80±0.13	适用R005~R500
	2.80±0.25	3.60±0.25	2.30±0.13	适用R001~R004
	3.00±0.25	3.60±0.25	1.30±0.13	适用0M50
2725	3.18±0.25	6.86±0.25	1.30±0.13	/
2728	2.75±0.25	7.80±0.25	3.50±0.13	/
2817	2.75±0.25	5.20±0.25	3.50±0.13	/

◆ 包装 Packaging

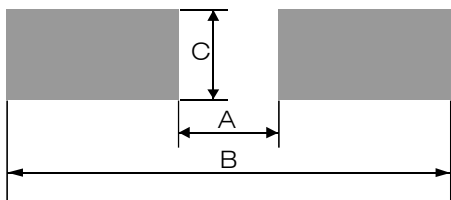
其他包装信息见附录 Packaging can refer to the Appendix.

附录 Appendix

◆ 推荐焊盘尺寸 Recommend Solder Pad Size

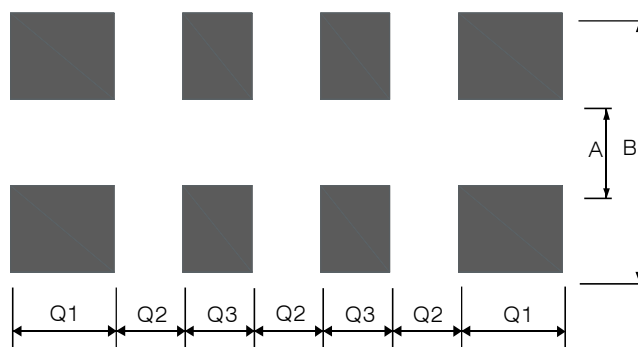
单位 unit: mm

- 片式固定电阻器 Chip fixed resistor



厚膜电阻及薄膜电阻 Thick Film Resistor and Thin Film Resistor			
型号 Type	A	B	C
01005	0.17 ± 0.03	0.60 ± 0.03	0.22 ± 0.03
0201	0.23 ± 0.05	0.84 ± 0.05	0.38 ± 0.05
0402	0.45 ± 0.05	1.45 ± 0.05	0.60 ± 0.05
0603	0.80 ± 0.05	2.50 ± 0.05	0.95 ± 0.05
0805	1.05 ± 0.1	3.25 ± 0.1	1.40 ± 0.1
1206	1.90 ± 0.1	4.50 ± 0.1	1.75 ± 0.1
1210	2.00 ± 0.1	4.60 ± 0.1	2.70 ± 0.1
2010	3.50 ± 0.1	6.50 ± 0.1	2.70 ± 0.1
2512 (1W、1.5W)	4.80 ± 0.1	7.80 ± 0.1	3.40 ± 0.1
2512 (2W)	2.70 ± 0.1	7.80 ± 0.1	3.60 ± 0.1
0508	0.60 ± 0.1	2.20 ± 0.1	2.00 ± 0.1
0612	0.60 ± 0.1	2.90 ± 0.1	3.30 ± 0.1
1225	1.40 ± 0.1	4.50 ± 0.1	6.40 ± 0.1

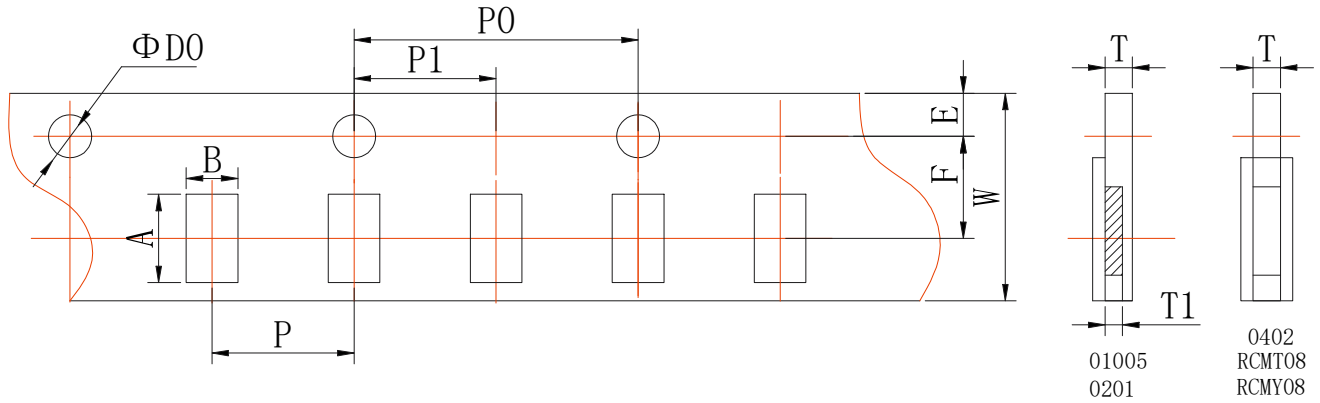
- 厚膜片式网络电阻器 Thick film chip network resistor



单位 unit: mm

型号 Type	A	B	Q1	Q2	Q3
2R01	0.30 ± 0.05	0.90 ± 0.05	0.30 ± 0.05	0.20 ± 0.05	---
4R01	0.30 ± 0.05	0.90 ± 0.05	0.20 ± 0.05	0.20 ± 0.05	0.20 ± 0.05
2R02	0.35 ± 0.05	1.25 ± 0.05	0.65 ± 0.05	0.20 ± 0.05	0.30 ± 0.05
4R02	0.38 ± 0.05	1.60 ± 0.05	0.40 ± 0.05	0.20 ± 0.05	---
4R03	0.80 ± 0.05	2.70 ± 0.05	0.60 ± 0.05	0.40 ± 0.05	0.40 ± 0.05
备注 Remarks	1、2R01型号包含including: RC-MY04、RCMY04、RH-MY04、RHMY04 2、4R01型号包含including: RC-MY08、RCMY08、RH-MY08、RHMY08 3、2R02型号包含including: RC-MT04、RCMT04、RH-MT04、RHMT04 4、4R02型号包含including: RC-MT08、RCMT08、RH-MT08、RHMT08 5、4R03型号包含including: RC-ML08、RCML08、RH-ML08、RHML08 6、上述型号说明适用于附录中所有型号。 The above description applies to all types in the appendix.				

◆ 包装 Packaging
● 纸带编带 Paper Taping

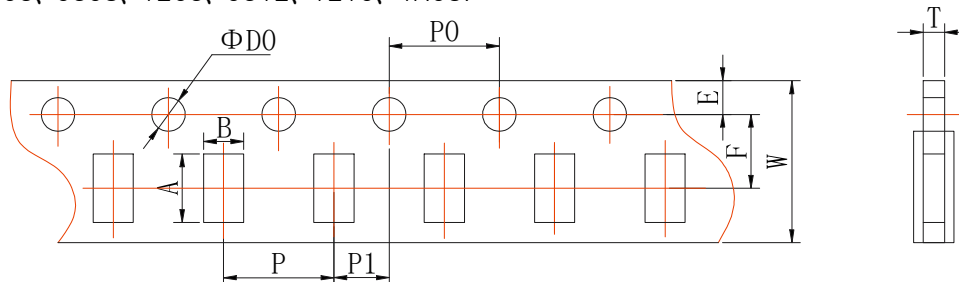
 适用于01005、0201、0402、2R01、4R01、2R02、4R02：
 For 01005、0201、0402、2R01、4R01、2R02、4R02：


单位 unit: mm

型号 Type	A	B	W	F	E
01005	0.45±0.02	0.25±0.02	8.00±0.02	3.50±0.05	1.75±0.05
0201	0.70±0.10	0.40±0.10	8.00±0.20	3.50±0.05	1.75±0.10
0402	1.15±0.10	0.65±0.10	8.00±0.20	3.50±0.05	1.75±0.10
2R01	0.97±0.05	0.77±0.05	8.00±0.20	3.50±0.05	1.75±0.10
4R01	1.57±0.05	0.77±0.05	8.00±0.20	3.50±0.05	1.75±0.10
2R02	1.45±0.10	1.20±0.10	8.00±0.20	3.50±0.05	1.75±0.10
4R02	2.20±0.10	1.20±0.10	8.00±0.20	3.50±0.05	1.75±0.10

单位 unit: mm

型号 Type	P	P0	P1	ΦD0	T1	T
01005	2.00±0.05	4.00±0.10	2.00±0.05	1.55±0.02	0.17±0.02	0.31±0.02
0201	2.00±0.05	4.00±0.10	2.00±0.05	1.50±0.10	0.28±0.04	0.42±0.05
0402	2.00±0.05	4.00±0.10	2.00±0.05	1.50±0.10	/	0.44±0.05
2R01	2.00±0.10	4.00±0.10	2.00±0.05	1.50±0.10	/	0.60±0.10
4R01	2.00±0.10	4.00±0.10	2.00±0.05	1.50±0.10	/	0.60±0.10
2R02	2.00±0.10	4.00±0.10	2.00±0.05	1.50±0.10	/	0.60±0.10
4R02	2.00±0.10	4.00±0.10	2.00±0.05	1.50±0.10	/	0.60±0.10

 适用于0603、0805、0508、1206、0612、1210、4R03：
 For 0603、0805、0508、1206、0612、1210、4R03：


附录 Appendix 2

单位 unit: mm

型号 Type	A	B	W	F	E
0603	1.80±0.10	1.05±0.10	8.00±0.20	3.50±0.05	1.75±0.10
0805	2.30±0.10	1.50±0.10	8.00±0.20	3.50±0.05	1.75±0.10
0508	2.30±0.10	1.50±0.10	8.00±0.20	3.50±0.05	1.75±0.10
1206	3.50±0.20	1.90±0.20	8.00±0.20	3.50±0.05	1.75±0.10
0612	3.50±0.20	1.90±0.20	8.00±0.20	3.50±0.05	1.75±0.10
1210	3.50±0.20	2.80±0.20	8.00±0.20	3.50±0.05	1.75±0.10
4R03	3.50±0.20	1.90±0.20	8.00±0.20	3.50±0.05	1.75±0.10

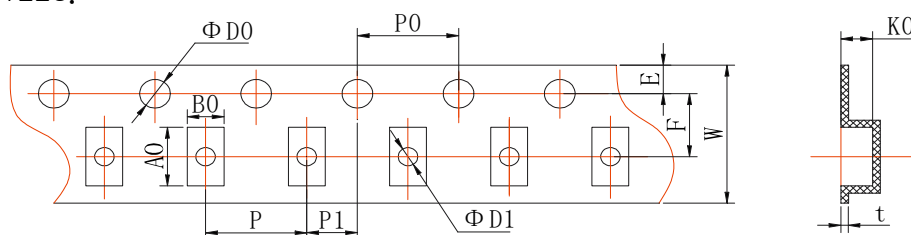
单位 unit: mm

型号 Type	P	P0	P1	ΦD0	T	
					厚膜电阻及薄膜电阻 Thick Film Resistor and Thin Film Resistor	合金片式固定电阻 Metal Foil Resistor
0603	4.00±0.10	4.00±0.10	2.00±0.05	1.50±0.10	0.60±0.10	0.75±0.10
0805	4.00±0.10	4.00±0.10	2.00±0.05	1.50±0.10	0.75±0.10	0.95±0.10
0508	4.00±0.10	4.00±0.10	2.00±0.05	1.50±0.10	0.75±0.10	0.95±0.10
1206	4.00±0.10	4.00±0.10	2.00±0.05	1.50±0.10	0.75±0.10	0.95±0.10
0612	4.00±0.10	4.00±0.10	2.00±0.05	1.50±0.10	0.75±0.10	0.95±0.10
1210	4.00±0.10	4.00±0.10	2.00±0.05	1.50±0.10	0.75±0.10	---
4R03	4.00±0.10	4.00±0.10	2.00±0.05	1.50±0.10	0.75±0.10	---

● 塑料带编带 Embossed Taping

适用于2010、2512、1225;

For 2010, 2512, 1225;

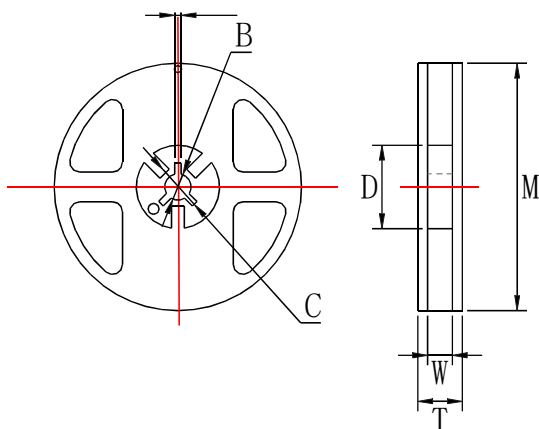


单位 unit: mm

型号 Type	A0	B0	W	F	E	t
2010	5.50±0.15	2.82±0.15	12.00±0.10	5.50±0.10	1.75±0.10	0.25±0.05
2512	6.78±0.15	3.45±0.15	12.00±0.10	5.50±0.10	1.75±0.10	0.25±0.05
1225	6.78±0.15	3.45±0.15	12.00±0.10	5.50±0.10	1.75±0.10	0.25±0.05

单位 unit: mm

型号 Type	P	P0	P1	ΦD0	ΦD1	K0	
						厚膜电阻及薄膜电阻 Thick Film Resistor and Thin Film Resistor	合金片式固定电阻 Metal Foil Resistor
2010	4.00±0.10	4.00±0.10	2.00±0.05	1.50±0.10/-0	1.50±0.10	0.84±0.10	0.84±0.10
2512	4.00±0.10	4.00±0.10	2.00±0.05	1.50±0.10/-0	1.50±0.10	0.81±0.10	1.00±0.10
1225	4.00±0.10	4.00±0.10	2.00±0.05	1.50±0.10/-0	1.50±0.10	0.81±0.10	1.00±0.10

● 卷盘 Reel


单位 unit: mm

卷盘尺寸 Reel Type	型号 Type	M	W	T	A	B	C	D
7英寸 7inch dia.Reel	01005、0201 0402、0603 0805、1206 1210、2R01 4R01、2R02 4R02、4R03 0508、0612	178±2.0	9.5±1.0	12.5±1.5	2.0±0.5	13.0±0.5	21.0±0.5	58.0±2.0
	2010、2512 1225	178±2.0	13.0±0.5	15.5±1.5	2.0±0.5	13.0±0.5	21.0±0.5	57.0±2.0
13英寸 13inch dia.Reel	0201、0402 0603、0805 1206	330±2.0	9.5±1.0	13.4±1.0	2.0±0.5	13.0±0.5	21.0±0.5	100.0±1.0

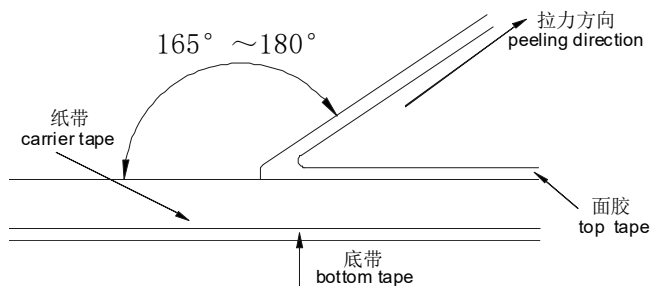
● 编带包装能力 Taping Ability

面带拉力 Top tape peel strength

面带拉力强度为11~70g(0.1N~0.7N) ，速度：300mm/min,经下列试验后不允许有破裂断带现象。

Peel strength is 11~70g (0.1N~0.7N),with speed of 300mm/min,and should not have flash and tear after peeling.

测试方法Test method:



电阻松动自如，无粘面胶带、底胶带现象。

Resistor is free, no sticking to top tape and bottom tape.

电阻易从纸带中取出，且晶片孔无机械损伤。

Resistor is easy to take out from carrier tape and chip hole have no mechanical damage.

● 包装数量 Packaging Quantity

包装方法 Packaging style	7英寸卷盘 7inch dia.Reel					13英寸卷盘 13inch dia.Reel	
	01005	0201	0402, 2R01 2R02, 4R01 4R02	0603, 0805 1206, 1210 4R03, 0508 0612	2010, 2512 1225	0201, 0402	0603, 0805 1206
型号 Type	01005	0201	0402, 2R01 2R02, 4R01 4R02	0603, 0805 1206, 1210 4R03, 0508 0612	2010, 2512 1225	0201, 0402	0603, 0805 1206
数量 Quantity(pcs)	20000	15000	10000	5000	4000	50000	20000

◆ IEC E-24、E-96系列电阻值代码对照表
IEC E-24、E-96 Series Resistance Cross-reference List
● E-24 系列 E-24 series ($\times 10^n \Omega$)

 (单位 unit: 0.001 Ω 、0.01 Ω 、0.1 Ω 、1 Ω 、10 Ω 、100 Ω 、1k Ω 、10k Ω 、100k Ω 、1M Ω 、10M Ω 、100M Ω 、1000M Ω)

表一 Table One:

1.0	1.5	2.2	3.3	4.7	6.8
1.1	1.6	2.4	3.6	5.1	7.5
1.2	1.8	2.7	3.9	5.6	8.2
1.3	2.0	3.0	4.3	6.2	9.1

● E-96系列 E-96 series ($\times 10^n \Omega$)

 (单位 unit: 0.001 Ω 、0.01 Ω 、0.1 Ω 、1 Ω 、10 Ω 、100 Ω 、1k Ω 、10k Ω 、100k Ω 、1M Ω 、10M Ω 、100M Ω 、1000M Ω)

表二 Table Two:

1.00	1.33	1.78	2.37	3.16	4.22	5.62	7.50
1.02	1.37	1.82	2.43	3.24	4.32	5.76	7.68
1.05	1.40	1.87	2.49	3.32	4.42	5.90	7.87
1.07	1.43	1.91	2.55	3.40	4.53	6.04	8.06
1.10	1.47	1.96	2.61	3.48	4.64	6.19	8.25
1.13	1.50	2.00	2.67	3.57	4.75	6.34	8.45
1.15	1.54	2.05	2.74	3.65	4.87	6.49	8.66
1.18	1.58	2.10	2.80	3.74	4.99	6.65	8.87
1.21	1.62	2.15	2.87	3.83	5.11	6.81	9.09
1.24	1.65	2.21	2.94	3.92	5.23	6.98	9.31
1.27	1.69	2.26	3.01	4.02	5.36	7.15	9.53
1.30	1.74	2.32	3.09	4.12	5.49	7.32	9.76

● E-96系列0603型号《乘数代码对照表》及《电阻值代码对照表》

E-96 series(0603)《multiplied Cross-reference List》and《Resistance Cross-reference List》

表三 Table Three:

乘数multiplied	$\times 10^0$	$\times 10^1$	$\times 10^2$	$\times 10^3$	$\times 10^4$	$\times 10^5$	$\times 10^6$	$\times 10^7$	$\times 10^{-1}$	$\times 10^{-2}$	$\times 10^{-3}$
代码 code	A	B	C	D	E	F	G	H	X	Y	Z

表四 Table Four:

代号 Code	E-96系列电阻 E-96 resistance	代号 Code	E-96系列电阻 E-96 resistance	代号 Code	E-96系列电阻 E-96 resistance	代号 Code	E-96系列电阻 E-96 resistance
01	100	25	178	49	316	73	562
02	102	26	182	50	324	74	576
03	105	27	187	51	332	75	590
04	107	28	191	52	340	76	604
05	110	29	196	53	348	77	619
06	113	30	200	54	357	78	634
07	115	31	205	55	365	79	649
08	118	32	210	56	374	80	665
09	121	33	215	57	383	81	681
10	124	34	221	58	392	82	698
11	127	35	226	59	402	83	715
12	130	36	232	60	412	84	732
13	133	37	237	61	422	85	750
14	137	38	243	62	432	86	768
15	140	39	249	63	442	87	787
16	143	40	255	64	453	88	806
17	147	41	261	65	464	89	825
18	150	42	267	66	475	90	845
19	154	43	274	67	487	91	866
20	158	44	280	68	499	92	887
21	162	45	287	69	511	93	909
22	165	46	294	70	523	94	931
23	169	47	301	71	536	95	953
24	174	48	309	72	549	96	976



◆ 厚膜电阻阻值代码及标记规则
Description for Resistance Value Code and Marking of Thick Film Chip Resistor
● 阻值代码 Resistance Value Code

所有厚膜电阻的阻值代码与其标记是相对应的。

All the resistance value code of thick film chip resistor is corresponding with the marking .

● 标记 Marking

- * E-24系列(≥ 0603 、 $\geq \pm 5\%$): 采用三位数字表示, 前二位表示电阻值有效数字, 第三位表示乘以10的次方数。
 E-24 series: Express resistance value on the glass side with three digits, the first two digits should be significant and the third one denote number of zeros.

 例 For example:  \longrightarrow 30K Ω  \longrightarrow 33 Ω

- * E-24系列 (0603、 $\leq \pm 1\%$): 在三位数字标记下方增加下横线识别。

 E-24 series(0603、 $\leq \pm 1\%$): Three digits with one short bar under marking letter.

 例 For example: 

- * E-96系列和E24系列 (0508、0805、0612、1206、1225、1210、2010、2512、 $\pm 1\%$ & $\pm 0.5\%$) :

▲ 采用四位数字表示, 前三位表示电阻值有效数字, 第四位表示乘以10的次方数。

 E-96 series & E-24 series (0508、0805、0612、1206、1225、1210、2010、2512、 $\pm 1\%$ & $\pm 0.5\%$): Express the resistance value with four digits, the first three digits are significant figures and the fourth denotes the number of zeros.

 例 For example:  \longrightarrow 100K Ω



- * E-96系列 (0603、 $\leq \pm 1\%$):

▲ 采用三位代码表示, 前二位表示E-96系列阻值代码, 后一位字母表示乘数代码 (见表三和表四)。



Express the resistance value with three code, the first two digit code denote the resistance of E-96 series, and the third code of letter denote the multiplier (see the table three and four).

 例 For example:  \longrightarrow 2M Ω


- * 小数点以“R”表示 The decimal point should be expressed by “R” .

 例 For example:  \longrightarrow 5.6 Ω  \longrightarrow 22 Ω

- * 跨接电阻以“0”表示 The jumper should be expressed by “0”

 例 For example:  \longrightarrow 0 Ω  \longrightarrow 0 Ω

- * ≤ 0402 产品不作标记 For the chip resistor(≤ 0402), there is no mark on the glass side.

 例 For example: 

- * 非IEC标准系列的电阻值标记表示方法: 一般以最接近IEC E24系列标称阻值的标记表示方法。

For the resistance which don't belong to IEC serial, use the resistance of IEC serial which is most close to the required resistance of non-IEC serial for replacement.

- * 客户对标记有特殊要求时, 则按照协商的结果印刷标记。

To get agreement by both party if there special requirement for the marking.

◆ 薄膜电阻阻值代码及标记规则
Description for Resistance Value Code and Marking of Thin Film Chip Resistor
● 阻值代码 Resistance Value Code

所有薄膜电阻全尺寸统一采用四位数阻值代码表示。

All resistance value code of thin film chip resistor used four digits.

例 Example

TD03G4701BT

四位数代号表示，如：4701=4.7KΩ；1R50=1.5Ω

To use four digits code represent resistance value，

例 Example 4701=4.7KΩ；1R50=1.5Ω

● 标记 Marking

* 当阻值同时存在于E24和E96系列时，优先采用E96系列。

When resistance value belongs to E24 as well as E96 series, we suggest preferentially use E96 series.

例 Example 10K=1002, ≠103

* ≥0805 产品标记 For the chip resistor (≥0805):

▲ 印刷四位数字代码；

Express the resistance value with four digits code;

例 Example



* 0603标记 Marking for 0603 Size Resistor

▲ 0603-E96系列：印刷三位字母代码；

For resistance value belongs to E96 series, express the resistance value with three digits code.

例 Example



▲ 0603-E24系列：印刷三位数字代码；

For resistance value belongs to E24 series, express the resistance value with three digits code.

例 Example



* ▲ 小数点以"R"表示 The decimal point should be expressed by"R".

例 Example



* ≤0402产品：不作标记 For the chip resistor (≤0402), there is no mark on the glass side.

例 Example



◆ 电流检测电阻阻值代码及标记规则
Description for Resistance Value Code and Marking of Current Sensing Thick Film Chip Resistor
● 阻值代码 Resistance Value Code

所有电流检测电阻全尺寸 统一采用四位数阻值代码表示。

All resistance value code of current sensing thick film chip resistor used four digits.

例 Example

RBF03MR010FT

四位数代号表示, 如: R010=10mΩ ; 30M1=30.1mΩ

To use four digits code represent resistance value ,

例 Example R010=10mΩ ; 30M1=30.1mΩ

● 标记 Marking

* E-24和E-96系列(0508、0805、0612、1206、1225、1210、2010、2512、 $\leq \pm 5\%$): 采用四位标记代码。

For the chip resistor (0508、0805、0612、1206、1225、1210、2010、2512 $\leq \pm 5\%$), when resistance value belongs to E24 and E96 series, we suggest preferentially use four digits.

标记代码 Mark Code	阻值范围 Resistance Value	示例 Sample
R00X	$1\text{m}\Omega \leq R \leq 9\text{m}\Omega$	R005=5mΩ
R0XX	$10\text{m}\Omega \leq R \leq 99\text{m}\Omega$	R033=33mΩ
RXXX	$100\text{m}\Omega \leq R \leq 999\text{m}\Omega$	R100=100mΩ
XMXX	$1\text{m}\Omega < R < 10\text{m}\Omega$ (包含小数点后两位有效数字) (Contains two significant digits after the decimal point.)	5M10=5.1mΩ
XXMX	$10\text{m}\Omega < R < 100\text{m}\Omega$ (包含小数点后一位有效数字) (Contains one significant digit after the decimal point.)	30M1=30.1mΩ

* E-24和E-96系列(0603, $\leq \pm 5\%$): 采用三位标记代码。

For the chip resistor (0603, $\leq \pm 5\%$), when resistance value belongs to E24 and E96 series, we suggest preferentially use three digits.

标记代码 Mark Code	阻值范围 Resistance Value Range	示例 Sample
V0X	$1\text{m}\Omega \leq R \leq 9\text{m}\Omega$	V05=5mΩ
VXX	$10\text{m}\Omega \leq R \leq 99\text{m}\Omega$	V33=33mΩ
RXX	$100\text{m}\Omega \leq R \leq 999\text{m}\Omega$	R10=100mΩ
XXM	$1\text{m}\Omega < R < 10\text{m}\Omega$ (包含小数点后一位有效数字) (Contains one significant digit after the decimal point.)	5M1=5.1mΩ

* ≤ 0402 产品不印刷标记。

For the chip resistor (≤ 0402), there is no mark on the glass side.

* 非IEC标准系列的电阻值标记表示方法: 一般以最接近IEC E24系列标称阻值的标记表示方法。

For the resistance which don't belong to IEC serial, use the resistance of IEC serial which is most close to the required resistance of non-IEC serial for replacement.

* 客户对标记有特殊要求时, 则按照协商的结果印刷标记。

To get agreement by both party if there special requirement for the marking.

◆片式电阻器使用说明 Chip Resistor Instructions for Use

● 本产品在以下特殊环境下应用，性能可能会受到影响：

- 1、在各种类型的液体，包括水、油、化学品、有机溶剂的使用。
- 2、在户外直接暴露在阳光的地方，或在灰尘多的地方使用。
- 3、在产品暴露的地方，有海风或腐蚀性气体，包括氯气、硫化氢、氨气、二氧化硫、二氧化氮等。
- 4、在产品暴露于静电或电磁波的地方使用。
- 5、在产生热量的部件、塑料线，或其他易燃物品附近使用。
- 6、在用树脂或其他涂层材料密封产品的情况下使用。
- 7、焊接后使用不洁焊料或使用水或水溶性清洗剂清洗产品。
- 8、片状电阻器的基材是氧化铝。由于和安装基板的热膨胀系数不同，在反复施加提供热循环等热应力时，接合部的焊锡（焊缝部）有时会发生裂纹。如果环境温度反复发生很大的变动，并且载荷反复进行ON/OFF，则需要注意龟裂的发生。因热应力而发生的龟裂，取决于所安装的焊盘的大小、焊锡量、安装基板的散热性等，因此在环境温度有很大的变化或载荷ON/OFF的条件下使用时，请充分注意以进行设计。

◆ Application of the products in a special environment can deteriorate product performance:

1. Use in various types of liquid, including water, oils, chemicals, and organic solvents.
2. Use outdoors where the products are exposed to direct sunlight, or in dusty places.
3. Use in places where the products are exposed to sea winds or corrosive gases, including Cl_2 , H_2S , NH_3 , SO_2 , and No_2 etc.
4. Use in places where the products are exposed to static electricity or electromagnetic waves.
5. Use in proximity to heat-producing components, plastic cords, or other flammable items.
6. Use involving sealing or coating the products with resin or other coating materials.
7. Use involving unclean solder or use of water or water-soluble cleaning agents for cleaning after soldering.
8. The substrate of chip resistors is alumina. Cracks may occur at the connection of solder (solder fillet portion) due to the difference of the coefficient of thermal expansion from a mounting board when heat stress like heat cycle, etc. are repeatedly given to them. Care should be taken to the occurrence of the cracks when the change in ambient temperature or ON/OFF of load is repeated. The occurrence of the crack by heat stress may be influenced by the size of a pad, solder volume, heat radiation of mounting board etc., so please pay careful attention to designing when a big change in ambient temperature and conditions for use like ON/OFF of load can be assumed.

◆ 产品使用注意事项

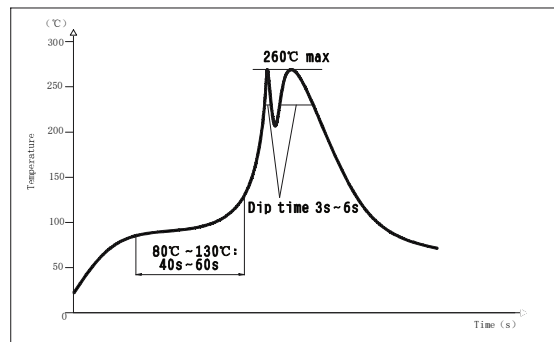
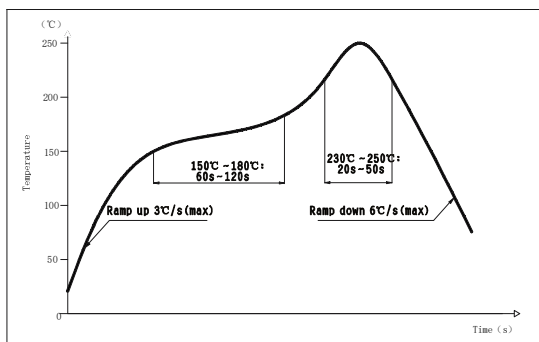
- 1、避免采用超过正常额定功率的功率，超过额定功率的稳态负载条件下可能会对产品性能和可靠性产生负面影响。
- 2、用镊子拿起产品时要小心，有可能会将保护或电阻体夹碎。
- 3、手动安装产品时，烙铁头勿触碰产品。
- 4、贮存条件：温度 $5^{\circ}C \sim 30^{\circ}C$ ，相对湿度30%~70%。
建议在符合上述储存条件下六个月内使用。
- 5、用于车载设备、医疗设备、航空设备以及其它涉及人身安全、或可能引起重大损失的设备上时，请务必事先与我公司联系。这些产品在这类用途中出现故障或失灵可能导致人身事故或严重损坏。

◆ Precautions on use of products

1. Avoid applying power exceeding normal rated power, exceeding the power rating under steady-state loading condition may negatively affect product performance and reliability.
2. Be careful when pick up the products with tweezers. There may be a care that the overcoat and / or the body can be chipped.
3. Soldering tip shall not touch the product when install product manually.
4. Storage conditions: T: $5^{\circ}C \sim 30^{\circ}C$, RH: 30%~70%.
The products are suggested to be used within six months when received, and the storage condition mentioned above should be followed.
5. Contact our sales representatives before you use our products for applications including automotive, medical equipment and aerospace equipment. Malfunction or failure of the products in such applications may cause loss of human life or serious damage.

◆ 焊接 Soldering

- 推荐的回流焊曲线 Recommended reflow profile
- 推荐的波峰焊曲线 Recommended wave solder profile



- 推荐的焊膏类型 Recommended solder alloy: 96.5Sn/3.0Ag/0.5Cu

■ 修订履历 Revision History

版本Version	日期Date	修订内容 Change Description	修改确认 Checked by
V1.0	2022-08-23	- 原版 The original version.	敖桂荣 Guirong Ao
V2.0	2023-01-12	- 额定值: 修改2512产品阻值范围 Ratings: modify the resistance range of 2512. - 规格尺寸: 修改2512产品 D 尺寸 Ratings: modify the dimensions of 2512.	罗卓明 Zhuoming Luo
V3.0	2023-02-20	- 附录: 增加RH-MY04, RH-MY08产品编带包装参数。 Appendix: Add the taping parameters of RH-MY04, RH-MY08. - 附录: 修改0201,0402,0603,0805编带包装A,B,T参数。 Appendix: Modify the taping parameters A,B,T of 0201,0402,0603,0805.	卢振强 Zhenqiang Lu
V4.0	2023-04-07	- 增加1206 产品参数。 Add the parameters of 1206 product.	罗卓明 Zhuoming Luo
V5.0	2023-12-18	- 特点: 增加潮敏等级MSL 1 Features:add the MSL 1 - 附录: 增加13寸卷盘编带尺寸; 增加0508、0612、1225包装、阻值代码及标记规则。 Appendix: add the dimentions of 13 inch reel; Add the parameters of 0508、0612、1225.	卢振强 Zhenqiang Lu
V6.0	2024-01-03	- 增加2010产品参数。 Add the parameters of 2010 product. - 结构: 修改结构图形。 Modify structural graphics. - 额定值: 修改2817参数。 Revise the parameters of 2817.	敖桂荣 Guirong Ao

注: 上述所提供之内容为产品规格说明。在产品未变更时, 风华保有修改此内容不另行通知之所有权利, 任何产品变更将会以PCN通知客户。

Remark: Information provided above is intended to indicate product specifications only. Fenghua reserves all the rights for revising this content without further notification, as long as products are unchanged. Any product change will be announced by PCN.

单击下面可查看定价，库存，交付和生命周期等信息

[>>FH\(风华高科\)](#)