



安徽富信半导体科技有限公司


ANHUI FOSAN SEMICONDUCTOR TECHNOLOGY CO., LTD.

SD103AWS

SOD-323 Schottky Barrier Rectifier Diode 肖特基势垒整流二极管

■ Features 特点

Low forward voltage drop 低正向压降
 High current capability 高电流能力
 Surface mount device 表面贴装器件
 Case 封装:SOD-323



■ Maximum Rating 最大额定值

($T_A=25^{\circ}\text{C}$ unless otherwise noted 如无特殊说明, 温度为 25°C)

Characteristic 特性参数	Symbol 符号	Rating 额定值	Unit 单位
Peak Reverse Voltage 反向峰值电压	V_{RRM}	40	V
DC Reverse Voltage 直流反向电压	V_R	40	V
RMS Reverse Voltage RMS 反向电压	$V_{R(RMS)}$	21	V
Forward Rectified Current 正向整流电流	I_F	0.35	A
Peak Surge Current 峰值浪涌电流	I_{FSM}	2	A
Power Dissipation 耗散功率	P_D	310	mW
Thermal Resistance J-A 结到环境热阻	$R_{\theta JA}$	400	$^{\circ}\text{C}/\text{W}$
Junction/Storage Temperature 结温/储藏温度	T_J, T_{stg}	-50to+150 $^{\circ}\text{C}$	$^{\circ}\text{C}$

■ Electrical Characteristics 电特性

($T_A=25^{\circ}\text{C}$ unless otherwise noted 如无特殊说明, 温度为 25°C)

Characteristic 特性参数	Symbol 符号	Min 最小值	Type 典型值	Max 最大值	Unit 单位	Condition 条件
Reverse Voltage 反向电压	V_R	40			V	$I_R=1\text{mA}$
Forward Voltage 正向电压	V_F			0.6	V	$I_F=0.2\text{A}$
Reverse Current 反向电流	I_R			0.05 8	mA	$V_R=40\text{V}(25^{\circ}\text{C})$ (100°C)
Diode Capacitance 二极管电容	C_T		20		pF	$V_R=4\text{V}, f=1\text{MHz}$

Typical Characteristic Curve 典型特性曲线

FIG.1-TYPICAL FORWARD CURRENT DERATING CURVE

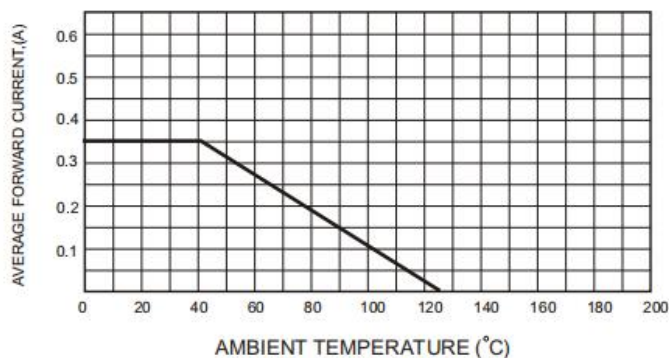


FIG.3 - Power Derating Curve

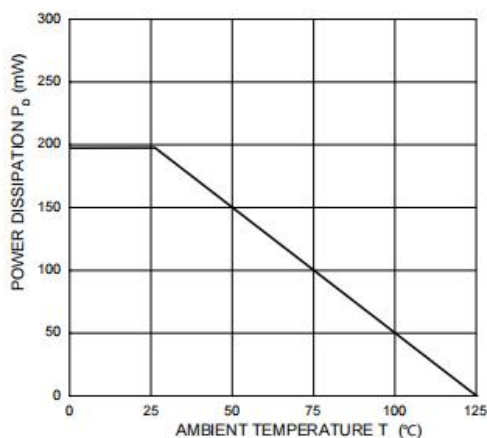


FIG.4-TYPICAL JUNCTION CAPACITANCE

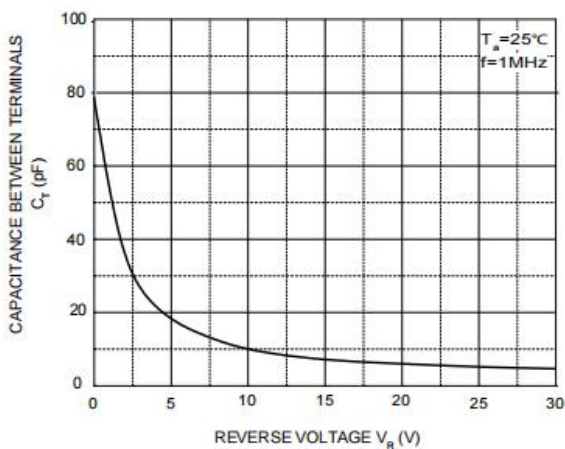


FIG.2-TYPICAL FORWARD CHARACTERISTICS

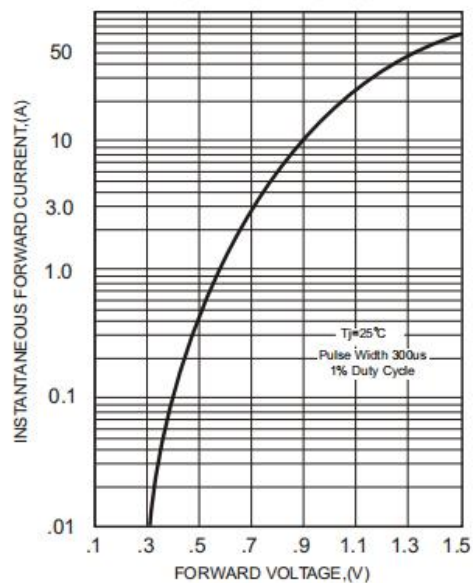
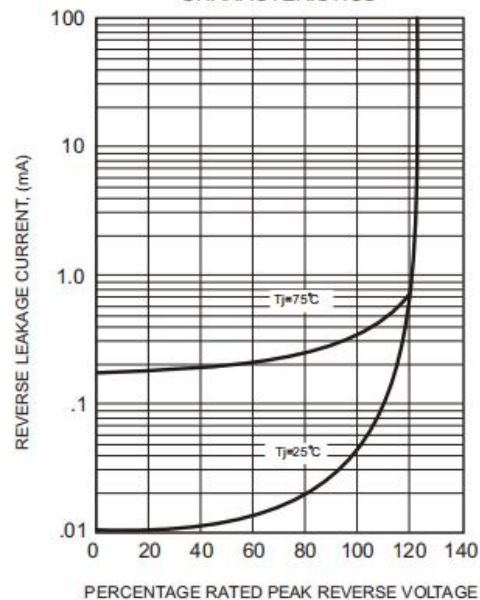
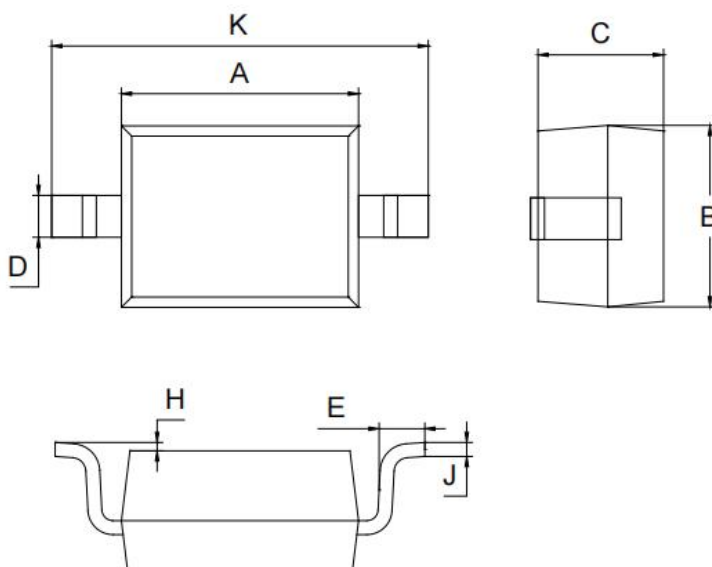


FIG.5 - TYPICAL REVERSE CHARACTERISTICS



■ Dimension 外形封装尺寸



SOD-323		
Dim	Min	Max
A	1.60	1.80
B	1.20	1.40
C	0.80	0.90
D	0.25	0.35
E	0.22	0.42
H	0.02	0.10
J	0.05	0.15
K	2.55	2.75
All Dimensions in mm		

单击下面可查看定价，库存，交付和生命周期等信息

[>>FOSAN\(富信\)](#)