

APPROVAL SPECIFICATIONS

Title. 拨动开关

Product Model. SK23D05/042

Customer's Part NO. _____

Customer's Model: _____

Customer's Approval Requested.

Please return this copy as a certification of your approval.

Checked by: _____ Date: _____

Approved by: _____ Date: _____

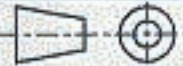
APPROVE	REVIEW	POLT
Jack Wu	孙斌	徐明娥

Shenzhen Gangyuan Microkey Technology Co.,ltd

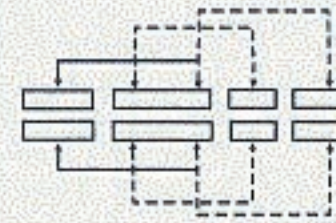
深圳市港源实业发展有限公司 Shenzhen Gangyuan Industry Development Co.,Ltd		文件编号	TOY-SIP-197
		发布日期	2008年05月22日
SPECIFICATION 规格书		第A版	第1页 共3页
产品型号: SK23D05/042			
DRAWN 制订		APPD 审批	
1. RATING (额定值) : DC 50V 0.5A			
2. FUNCTION (接触型式) : 2P3T			
3. TIMING (时间特性) : SHORTING			
4. ELECTRICAL CHARACTERISTICS (电气性能规格):			
ITEM 项目	TEST CONDITIONS 测试条件		PERFORMANCE 规格
4.1	CONTACT RESISTANCE 接触电阻	1000Hz MEASURED AT SMALL CURRENT (100mA OR LESS) 在微小电流(100mA)以下测试.	30mΩ MAX. 30 毫欧以下.
4.2	INSULATION RESISTANCE 绝缘电阻	APPLY A VOLTAGE OF 500V DC SHALL BE APPLIED FOR 1 MIN AFTER WHICH MEASUREMENT BE MADE: (1) BETWEEN TERMINALS. (2) BETWEEN INDIVIDUAL TERMINALS AND FRAME 输入 500V DC 电压 1 分钟,按以下接触方法测试: (1) 排脚相互之间. (2) 排脚与外壳之间	100MΩ MIN 100 兆欧以上
4.3	DIELECTRIC STRENGTH 耐电压	AC 500V rms (50-60HZ) FOR 1 MIN TRIP CURRENT: 0.5mA (1) BETWEEN TERMINALS. (2) BETWEEN INDIVIDUAL TERMINALS AND FRAME. 输入 AC 500V(50-60Hz)电压,1 分钟感度电流为 0.5mA,按以下接触方法测试: (1) 排脚相互之间. (2) 排脚与外壳之间	WITHOUT DAMAGE TO PARTS ARCING OR BREAKDOWN, ETC. 没有绝缘破坏等异常.
5. MECHANICAL CHARACTERISTICS (机械性能规格)			
ITEM 项目	TEST CONDITIONS 测试条件		PERFORMANCE 规格
5.1	OPERATING FORCE 作动力	MEASUREMENT SHALL BE MADE AT THE NEAREST POINT OF THE COMPONENT OR AT THE POINT 3mm FROM THE TIP OF THE ACTUATOR (KNOB). 在距离胶柄前端 3mm 作测定点.	200gf±80gf
5.2	TERMINAL STRENGTH 端子强度	A STATIC LOAD OF 300gf SHALL BE APPLIED TO THE TERMINAL FOR 15 SEC .IN ANY DIRECTION 在排脚前端任意一个方向加 300gf 力度测试,时间为 15 秒.	ELECTRICAL CHARACTERISTICS SHALL BE SATISFIED WITHOUT DAMAGE OR EXCESSIVE LOOSENESS OF TERMINALS. 在排脚中没有裂开.松动等异常,满足于机械、电器性能.

深圳市港源实业发展有限公司 Shenzhen Gangyuan Industry Development Co.,Ltd		文件编号	TOY-SIP-197
		发布日期	2008 年 05 月 22 日
SPECIFICATION 规格书		第 A 版	第 2 页 共 3 页
5.3	DISPLACEMENT OF ACTUATOR (KNOB) 柄强度	A STATIC LOAD OF 10 N (1Kgf) SHALL BE APPLIED TO THE TOP OF THE ACTUATOR (KNOD) AND THEN DISPLACEMENT SHALL BE MEASURED TO THE DIRECTION OF THE ARROW. 在柄的前端施加 1Kgf 的力度,位移应沿印记的方向上定.	THE LEVER SHALL HAVE NO SERIOUS DEFORMATION AND FUNCTION NORMALLY. 柄部无严重变形,可以正常工作.
6. ENDURANCE CHARACTERISTICS (耐久性):			
6.1	LIFE TEST 寿命试验	ENDURANCE WITHOUT LOADING: A SWITCH SHALL BE SUBJECTED TO 10,000 CYCLES AT A SPEED OF 15 TO 18 CYCLES PER MINUTE WITHOUT LOADING. 无负荷: 在无负荷的条件下以每分钟 15~18 回的速度进行 10,000 次的测试.	(1) CONTACT RESISTANCE (接触电阻)100mΩ MAX. 100 毫欧以下. (2) INSULATION RESISTANCE(绝缘电阻)50MΩ MIN. 50 兆欧以上. (3) WITHSTAND VOLTAGE(耐电压) AC 500V,1 MINUTE.AC 500V 1 分钟 (4) OPERATING FORCE(作动力) ± 30% INITIAL VALUE. 变化范围初始值±30%. (5) WITHOUT DAMAGE TO PARTS ARCING OR BREAKDOWN ETC.(测试后外表无损伤,并且满足机械性能)
6.2	SOLDERABILITY TEST 可焊性试验	THE TOP OF THE TERMINALS SHALL BE DIPPED 2mm IN THE SOLDER BATH OF 200 ± 10°C FOR 2 ± 0.5 SECONDS. 端子顶部被浸入锡焊池中 2mm 深,温度为 200 ± 10°C,时间为 2 ± 0.5 秒.	THE AREA OF SOLDERING SHOULD BE OVER 75%. 焊接面积要有 75%以上.
6.3	RESISTANCE TO SOLDERING HEAT TEST 耐焊性试验	SOLDER BATH METHOD: SOLDER TEMPERATURE 210 ± 10 °C IMMERSION TIME 2 ± 0.5 SEC IMMERSION DEPTH UP TO THE SUPFACE OF THE BOARD THICLNESS OF PRINTED WIRING BOARD 1.6mm DIMENSIONS OFCOMPONENT HOLES IN THE PRINTED WIRING BOARD SHALL BEING ACCORDANCE WITH THOSE SPECIFIED IN THIS SPECIFICATION. 焊炉焊接的时候温度控制在 210±10°C,过炉时间 2 ± 0.5 秒,于(基板)厚度为 1.6mm.	WITHOUT DEFORMATION OF CASE OR EXCESSIVE LOOSENESS OF TEMINALS ELECTRICAL CHARACTERISTICS SHALL BE SATISFIED. 本体无变形,能满足于机械、电器性能.

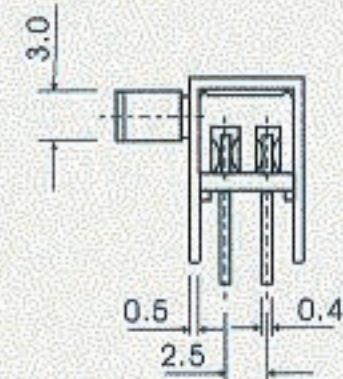
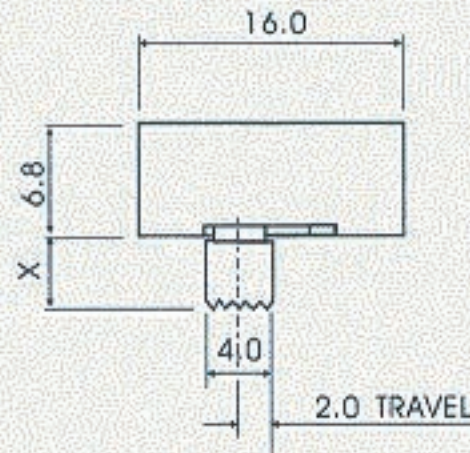
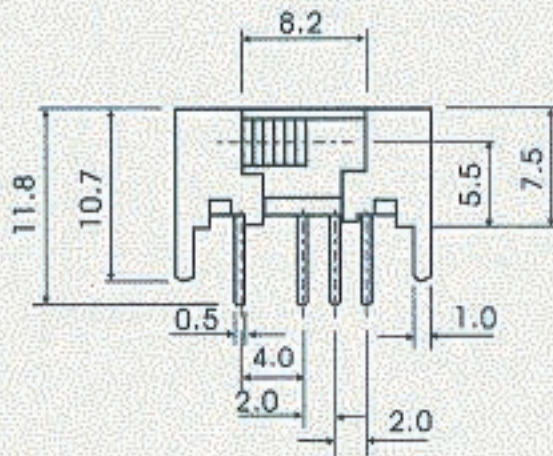
深圳市港源实业发展有限公司 Shenzhen Gangyuan Industry Development Co.,Ltd		文件编号	TOY-SIP-197
		发布日期	2008年05月22日
SPECIFICATION 规格书		第A版	第3页 共3页
6.4	COLD TEST 耐冷试验	THE SWITCH SHALL BE STORED AT A TEMPERATURE OF $-25 \pm 3^{\circ}\text{C}$ FOR 48 HOURS. THEN THE SWITCH SHALL BE MAINTAINED AT STANDARD ATMOSPHERIC CONDITIONS FOR 1 HOUR AFTER WHICH MEASUREMENT SHALL BE MADE. 放置在温度 $-25 \pm 3^{\circ}\text{C}$ 中48小时后,再放置常温常湿中1小时来进行测试.	THERE SHALL BE NO DEFORMATION OR CRACKS IN MOLDED PART. 外观无异常,满足于机械、电器性能.
6.5	HEAT TEST 耐热试验	THE SWITCH SHALL BE STORED AT A TEMPERATURE OF $70 \pm 2^{\circ}\text{C}$ FOR 48 HOURS. THEN THE SWITCH SHALL BE MAINTAINED AT STANDARD ATMOSPHERIC CONDITIONS FOR 1 HOUR AFTER WHICH MEASUREMENT SHALL BE MADE. 放置在温度 $70 \pm 2^{\circ}\text{C}$ 中测试48小时后,再放置正常室温中1小时来测定.	THERE SHALL BE NO DEFORMATION OR CRACKS IN MOLDED PART. 外观无异常,满足于机械、电器性能.
6.6	HUMIDITY TEST 潮湿试验	THE SWITCH SHALL BE STORED AT A TEMPERATURE OF $40 \pm 2^{\circ}\text{C}$ AND A HUMIDITY OF 90% TO 95% FOR 96 HOURS. THEN THE SWITCH SHALL BE MAINTAINED AT STANDARD ATMOSPHERIC CONDITION FOR 1 HOUR AFTER WHICH MEASUREMENT SHALL BE MADE. 放置 $40 \pm 2^{\circ}\text{C}$ 的相对湿度为90%-95%环境中96小时后,再将样板放在正常环境1小时后进行测试.	THERE SHALL BE NO DEFORMATION OR CRACKS IN MOLDED PART. 外观无异常,满足于机械、电器性能.
6.7	STANDARD ATMOSPHERIC CONDITIONS 测试标准状态	UNLESS OTHERWISE SPECIFIED.THE STANDARD RANGE OF ATMOSPHERIC CONDITIONS FOR MAKING MEASUREMENTS AND TESTS ARE AS FOLLOWS: (1) AMBIENT TEMPERATURE: 5°C TO 35°C (2) RELATIVE HUMIDITY: 45% TO 85% (3) AIR PRESSURE: 86kpa TO 106kpa 在没有指定的情况下测试温度、湿度、气压如下: (1) 温度为 $5-35^{\circ}\text{C}$. (2) 湿度为45%-85%. (3) 气压为86kpa-106kpa.	
6.8	PRACTICAL TEMPERATURE RANGE 使用温度范围	-16°C - $+60^{\circ}\text{C}$. 在 -16°C - $+60^{\circ}\text{C}$ 内使用	



CAD FILE:



OPTIONAL KNOB:
G 3-11



					TOLERANCE UNLESS SPECIFIED						
					WITHIN: 1.5mm±0.1mm OVER : 1.5mm±0.2mm		ISSUE	DATE	DESCRIPTIONS		APPD.
8											
7											
6											
5	SPRING	SUS	1	TEMPER	TITLE : Side Knob Slide Switch			UNIT :MM	DRWO NO.:		
4	CAM STICK	SUS	1	NATURAL	MODEL: SK23D05/042			SCALE:5:1	DWN		
3	INSERT CASE	NYLON-F.G/BRASS STRIP	1	GREY/Ag PLATED OVER NI PLATED	深圳市港源实业发展有限公司				CHK'D		
2	COVER	POM	1	BLACK/WHITE					APPD.		
1	INSERT KNOB	POM/PBS C5210R-EH	1	WHITE/Ag CLAD							
NO.	PART NAME	MATERIAL	QTY	FINISHING							

单击下面可查看定价，库存，交付和生命周期等信息

[>>Gangyuan\(港源\)](#)