

APPROVAL SPECIFICATIONS

Title. **SLIDE SWITCH**

Product Model. SK12C01-G1.5/623

Customer's Part NO. _____

Customer's Model: _____

Customer's Approval Requested.

Please return this copy as a certification of your approval.

Checked by: _____ Date: _____

Approved by: _____ Date: _____

APPROVE	REVIEW	PREPARE
	杨光华	王燚盛



Product name	P/N	Version	Document No.	Page
SLIDE SWITCH	SK12C01-G1.5/623	A/00		2 /12

变更履历表:

版本	变更记录	变更人	变更日期
A/00			



Product name	P/N	Version	Document No.	Page
SLIDE SWITCH	SK12C01-G1.5/623	A/00		3 /12

1、概述

GENERAL

1.1 工作温度范围

Operating Temperature Range

-20℃~70℃(在标准大气压、标准湿度条件下)

-20℃~70℃(Normal humidity, normal air pressure)

1.2 贮藏温度范围

Storage Temperature Range

-30℃~80℃(在标准大气压、标准湿度条件下)

-30℃~80℃(Normal humidity, normal air pressure)

1.3 测试条件

Test Conditions

在没有其它特定的条件下, 应该在以下的条件下进行测试和测量:

Unless otherwise specified, tests and measurement shall be made in the following standard conditions:

常温.....5℃~35℃

Normal temperature.....5℃~35℃

标准湿度.....相对湿度 25%~85%

Normal humidity.....relative humidity 25%~85%

标准大气压.....86Kpa~106Kpa

Normal air pressure.....86Kpa~106Kpa

在制造过程中, 测试和测量应该在以下的条件下进行:

If any doubt arise from the judgment, tests shall be conducted at the following conditions:

温度.....20℃±2℃

Temperature.....20℃±2℃

相对湿度.....65%±5%

Relative humidity.....65%±5%

环境气压.....86Kpa~106Kpa

Air pressure.....86Kpa~106Kpa

1.4 存储方法

Storage method

1. 使用前确保包装完整无破损, 无浸湿.

Ensure that the product without package breaking or wetting before use.

2. 存储条件 Storage conditions:

储存温度 Storage temperature: -5 ~ 35 C;

储存湿度 Storage humidity: 25% ~80%;

未开封状态: 6 个月内使用完毕 (从发货日开始计算); 超过 6 个月后再使用的, 使用前请先验证: 端脚无氧化、无发黑、塑料件无吸湿起泡, 确保焊接的适宜性;

Unopened status: Use up the product as soon as possible before 6 months. (calculated from shipment date).Over 6 months, please make sure below before use it: terminal without oxidation or blackening, plastic parts without moisture absorption or bubble, ensure solderability.

已开封状态: 1 个月内使用完毕;

Opened status: use up within 1 month;

储存注意事项: 避开高湿高温和有腐蚀性气体的环境及阳光直射;

Storage precautions: Please avoid the following environment: with high humidity, high temperature , corrosive gases and direct sunlight.

3. 请勿超重叠放.

Do not stack too many switches.



Product name	P/N	Version	Document No.	Page
SLIDE SWITCH	SK12C01-G1.5/623	A/00		4 /12

2、 详细说明

Detailed specification

2.1 外观：应无影响、降低产品性能的缺陷；

Appearance: There should be no defects that affect the serviceability of product.

2.2 结构尺寸和安装尺寸：应符合装配图要求；

Style and dimension: shall conform to the assemble drawings.

2.3 操作形式：1P2T(具体的触点结构在装配图中已绘出)；

FUNCTION: 1P2T

(Details of contact arrangement are given in the assembly drawings.)

2.4 时间特性：NON-SHORTING

TIMING : NON-SHORTING

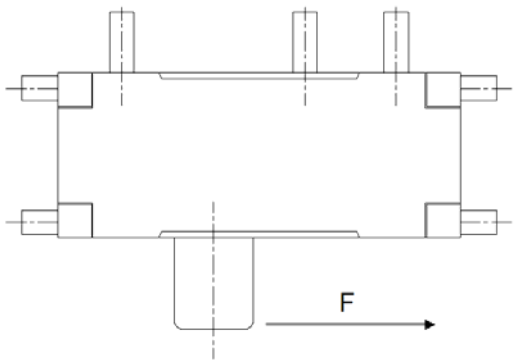
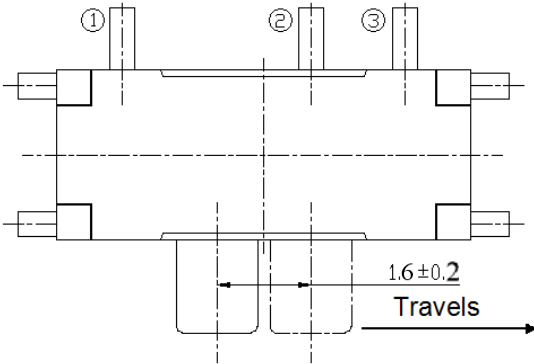
2.5 开关工作额定值：DC 12V 50mA（最大值）

Ratings: DC 12V 50mA (Max)

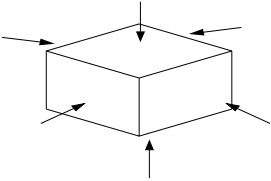
3. 电气性能：**ELECTRICAL SPECIFICATION**

		试验条件 TEST CONDITIONS	要求 REQUIREMENTS
3.1	接触电阻 Contact Resistance	在微小电流（100mA）以下测试。 Measured at small current (100mA or less)	$\leq 100\text{m}\Omega$
3.2	绝缘电阻 Insulation Resistance	在端子之间施加 DC 100V /min 的条件下,测量端子之间底座、盖板的电阻值 Measurement shall be made following application of 100V DC potential, across terminals, and across terminals and cover, for one minute.	$\geq 50\text{M}\Omega$
3.3	介质耐压 Dielectric voltage proof	在端子之间施加 250V AC(50Hz 或 60Hz)/min 250V AC (50Hz or 60Hz) shall be applied across terminals, for one minute.	无击穿、无飞弧 There should be no breakdown and flashover



Product name	P/N	Version	Document No.	Page
SLIDE SWITCH	SK12C01-G1.5/623	A/00		5 /12
项目 ITEM	试验条件 TEST CONDITIONS			要求 REQUIREMENTS
4. 机械性能: MECHANICAL SPECIFICATION				
4.1	按力 Operating Force	侧向推动 LATERAL PUSH 		130±50 gf
4.2	最大行程 Full Travel	在开关推柄运行的水平方向，以一个等于 2 倍推力使开关从一个档位运动到下一档位，测量推柄的移动距离。 In the horizontal direction, the switch handle turns, switching from one position to the next gear with a force equal to 2 times, moving the range finder handle. 		1.6±0.2mm
4.3	手柄强度 Stem Strength	在推柄的前端沿运行方向加上(4N)力度测试，时间为 30 秒。 At the front of the push handle, add (4N) force test along the running direction, and the time is 30 seconds.		外观无异常，满足于机械，电气性能



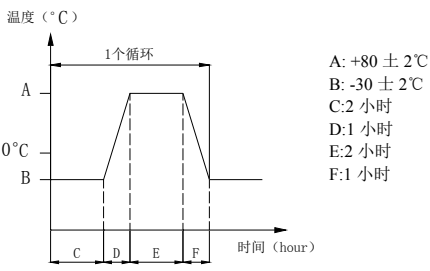
Product name		P/N	Version	Document No.	Page	
SLIDE SWITCH		SK12C01-G1.5/623	A/00		6 /12	
项目 ITEM		试验条件 TEST CONDITIONS			要求 REQUIREMENTS	
4.4	振动 Vibration	<p>根据以下给定条件进行测试： Measurement shall be made following the test set forth below:</p> <p>(1) 振动频率范围：10~55~10Hz Vibration frequency range: 10 to 55 to 10Hz</p> <p>(2) 振幅（峰—峰）：1.5mm Amplitude: 1.5mm</p> <p>(3) 振动方向：包括手柄行程方向在内的三个相互垂直的方向 Direction of vibration: Three mutually perpendicular direction including the direction of stem travel</p> <p>(4) 测试时间：每次 2 小时 Duration: Each 2 hours.</p>			Item 3 Item4.1 Item4.2	
4.5	冲击 Shock	<p>根据下列条件进行冲击试验 Test by following conditions</p> <p>(1)安装方法：正常安装 (1)installation method: normal</p> <p>(2)加速度：784m/s² (2)Acceleration: 784m/s²</p> <p>(3)作用时间：11ms (3)Acting time: 11ms</p> <p>(4)测试方向：6 个方向 冲击次数：每个方向 3 次，共计 18 次 (4)Test direction: 6 directions Times: 3 times/direction ,total 18 times</p>				Item3 Item4.1 Item4.2



Product name	P/N	Version	Document No.	Page
SLIDE SWITCH	SK12C01-G1.5/623	A/00		7 /12

5、环境耐久性：

ENVIRONMENTAL SPECIFICATION

项目 ITEM	试验条件 TEST CONDITIONS	要求 REQUIREMENTS
5.1 低温测试 Resistance to low temperature	<p>样品应按照以下实验条件进行测试，实验后样品应放在常温及标准湿度的环境中 1 小时后做性能测试： Following the test set forth below the sample shall be left in normal temperature and humidity conditions for 1 h before measurements are made:</p> <p>(1) 温度：-30±2℃ Temperature : -30±2℃</p> <p>(2) 时间：96h Time: 96h</p>	Item3 Item4.1 Item4.2
5.2 高温测试 Heat resistance	<p>样品应按照以下实验条件进行测试，实验后样品应放在常温及标准湿度的环境中 1 小时后做性能测试： Following the test set forth below the sample shall be left in normal temperature and humidity conditions for 1 h before measurements are made:</p> <p>(1) 温度：80±2℃ temperature:80±2℃</p> <p>(2) 时间：96h time: 96h</p>	Item3 Item4.1 Item4.2
5.3 温度周期性测试 Change of temperature	<p>根据下面的测试要求进行 5 次循环的温度周期性测试，实验后样品应放在常温及标准湿度的环境中 1 小时后做性能测试。测试期间样品应保持干燥。 After 5 cycles of following conditions, the sample shall be allowed to stand under normal temperature and humidity conditions for 1 h. and measurements shall be made. During the test water drops shall be removed.</p> 	Item3 Item4.1 Item4.2
5.4 湿温测试 Moisture resistance	<p>样品应按照以下实验条件进行测试，实验后样品应放在常温及标准湿度的环境中 1 小时后做性能测试： Following the test set forth below the sample shall be left in normal temperature and humidity conditions for 1 h before measurements are made:</p> <p>(1) 温度：40±2℃ temperature: 40±2℃</p> <p>(2) 相对湿度：90%~95% relative humidity:90% to 95%</p> <p>(3) 时间：96h time: 96h</p>	接触电阻：≤200mΩ Contact resistance≤200mΩ 绝缘电阻：≥10MΩ Insulation Resistance≥10MΩ Item3.3 Item3.4 Item4.1 Item4.2



Product name		P/N	Version	Document No.	Page
SLIDE SWITCH		SK12C01-G1.5/623	A/00		8 /12
项目 ITEM		试验条件 TEST CONDITIONS			要求 REQUIREMENTS
5.5	硫化试验 Sulfuration resistance	<p>样品应按照以下实验条件进行测试，实验后样品应放在常温及标准湿度的环境中 1 小时后做性能测试： Following the test set forth below the sample shall be left in normal temperature and humidity conditions for 1 h before measurements are made:</p> <p>(1) H₂S 气体浓度：3ppm±1ppm H₂S gas concentration: 3ppm±1ppm</p> <p>(2) 时间：72h Time: 72h</p> <p>(3) 温度：40±2℃（90~95%RH） temperature: 40±2℃（90~95%RH）</p>			接触电阻：≤200mΩ Contact resistance≤200mΩ Item3.3 Item3.4 Item4.1 Item4.2
5.6	盐雾试验 Salt Mist	<p>在以下设定条件下进行测量： The switch shall be checked after following test:</p> <p>(1) 温度：35℃±2℃ temperature: 35℃±2℃</p> <p>(2) 盐溶液浓度：5±1%（质量百分比） salt solution : 5±1%(solids by mass)</p> <p>(3) 时间：8±1h Time: 8±1h</p> <p>实验后的盐沉积物后水冲掉 After test, salt deposit shall be removed by running water.</p>			金属件上没有腐蚀斑点 No remarkable corrosion shall be recognized in metal part.
5.7	动作寿命 Operation life	<p>根据下面的测试要求进行测试：</p> <p>(1) 按动速率：15~30 次/分钟 Rate of operation: 15~30 times/min</p> <p>(2) 无故障寿命：10,000 次 fault-free life:10,000 cycles</p>			接触电阻≤1Ω Contact resistance≤1Ω 绝缘电阻≥10MΩ Insulation Resistance≥10MΩ 触点抖动 ON-20ms max Bounce OFF-20ms max 按力：初值的±30% Operating Force: initial value±30% Item3.3 Item4.1



Product name		P/N	Version	Document No.	Page
SLIDE SWITCH		SK12C01-G1.5/623	A/00		9 /12
项目 ITEM		试验条件 TEST CONDITIONS			要求 REQUIREMENTS
5.8	可焊性 Solderability	在以下设定条件下进行测量: Measurements shall be made following the test set forth below: (1) 焊接温度:245±5℃ Solder temperature : 245±5℃ (2) 浸入时间:3s±0.5s Immersion time: 3s±0.5s			除边缘外涂层应均匀覆盖 90%以上 Except for the edge, the coating should cover a minimum 90%
6. 焊接条件: SOLDERING CONDITIONS:					
6.1	手工焊接 Hand soldering	请按以下条件进行焊接: (1) 焊锡温度: ≤350℃ (2) 连续焊接时间: ≤3 s Please practice according to below conditions: (1) Soldering temperature: ≤350℃ (2) Continuous soldering time: ≤3 s			



Product name	P/N	Version	Document No.	Page
SLIDE SWITCH	SK12C01-G1.5/623	A/00		10 /12

项目 ITEM	推荐条件 Recommended conditions
6.2 回流焊时 Conditions for reflow	<p>对于 SMT 产品, 请按以下条件进行焊接: For SMT products, Pls soldering by follow conditions:</p> <p>surface of product temperature 部品表面温度 (°C)</p> <p>230°C 180°C 150°C 室温</p> <p>260°C max. 3sec max. peak temperature</p> <p>120sec max. pre-heating(预热)</p> <p>40s max.</p> <p>time 时间(秒)</p> <p>3 ~ 4min. max. time inside soldering equipment 炉内通过时间</p> <p>注意: 以上提及的条件是零部件上 PWB 表面的温度, 由于 PWB 的材料、尺寸、厚度等不同, PWB 从开关表面获得的温度也会有很大不同, 因此, 千万小心不要让开关表面温度超过 260°C Attention: the condition above is the temperature of the PWB surface on the parts, and PWB will get different temperature because of the differences of materials, sizes, thickness and so on. Should control it below 260°C</p>

注意事项(Notes):

a、印刷基板的焊盘尺寸参见产品图。

The pad size of the printed substrate is shown in the product diagram.

b、在使用烙铁的情况下, 焊锡温度应在 350°C 以下、3 秒以内。

In the case of using soldering iron, soldering conditions shall be 350°C max and 3 sec.max.

c、防止助焊剂从开关的顶端渗入

Prevent flux penetration from the top of the switch

d、开关浸焊后, 注意不要用溶剂或类似品清洗开关。

After switches were soldered, please be careful not to clean switches with solvent or other similar products.

e、浸焊后, 注意不要在顶部施加负荷。

Right after switches were soldered; please be careful not to load to on the knobs of switches.

f、注意不要施加超负荷的压力或晃动开关。

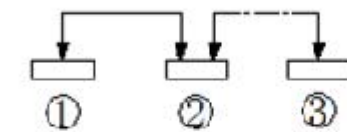
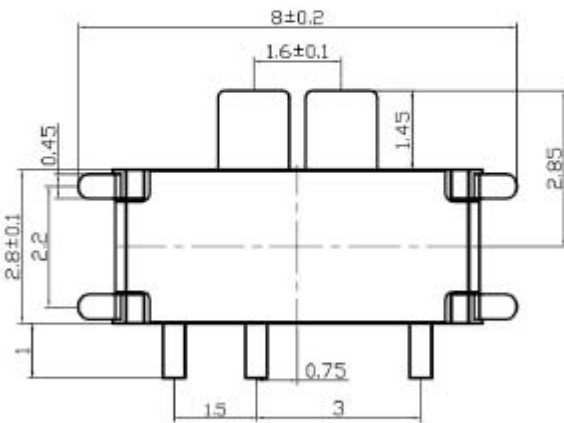
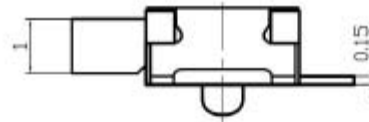
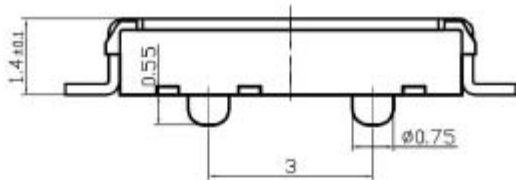
Please be cautions not to give excessive static load or shock to switches.

g、开关浸焊后, 印刷基板注意不要叠放。

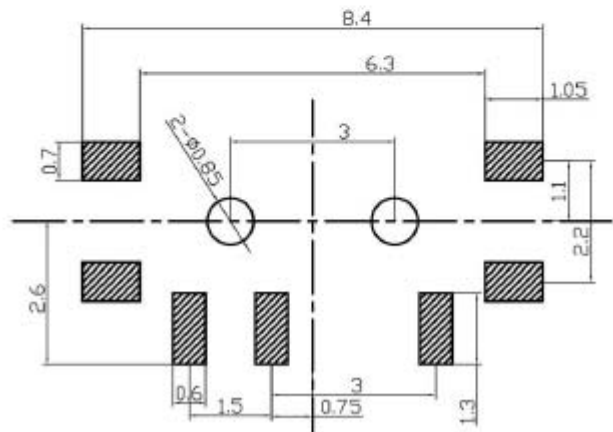
Please be careful not to pile up P.W.B. after switches were soldered



Product name	P/N	Version	Document No.	Page
SLIDE SWITCH	SK12C01-G1.5/623	A/00		11 /12



电路图 (CIRCUIT DIAGRAM)



安装参考图

General tolerance: ±0.2mm

NO.	NAME	MATERIAL	QTY.	FINISHING
1	塑胶本体	LCP	1	Black
2	五金端子	Phosphor copper	3	Silver plating
3	接触片	Beryllium bronze	1	Silver plating
4	推钮	PPA	1	Black
5	弹片	SUS	1	Natural
6	上盖	Phosphor copper	1	Silver plating

单击下面可查看定价，库存，交付和生命周期等信息

[>>Gangyuan\(港源\)](#)