

DESCRIPTION

The GLF76321 is an ultra-thin, ultra-efficient I_QSmart™ load switch with an integrated deepsleep timer for wearables and IoT devices.

The /SRO pin enables a whole system to enter ultra-deep sleep power conservation mode by disconnecting the system from the battery charge, with ultra-low standby current of 7nA typical. With the switch placed between a battery and system, this switch can help to significantly extend system battery life in mobile devices during shipping or periods of extended off time.

The part supports two methods for entering the deep sleep: supporting both user and interrupt initiated events. Deep sleep can be initiated or exited by either holding the SRO pin low for a predefined delay time (ideal for user control) or by providing a rising edge signal to the OFF pin (ideal for logic or interrupt control).

To exit the deep sleep, the user can hold down the /SRO pin to ground for 1.3 seconds, or simply connect a charger adapter to trigger the Wake pin.

The GLF76321 helps to reduce power consumption with the best in class R_{ON} and a breakthrough on state I_Q of only 3nA typical when the switch is on.

The GLF76321 integrated 1ms slew rate control can also enhance system reliability by mitigating bus voltage swings during switching events. Where uncontrolled switching can generate high inrush currents that result in voltage droop and/or bus reset events, the GLF slew rate control specifically limits inrush currents during turn-on to minimize voltage droop. The output discharge functions makes output voltage off quickly during the reset period.

The GLF76321 is available in 0.97mm x 1.47mm x 0.55mm wafer level chip scale package (WLCSP).

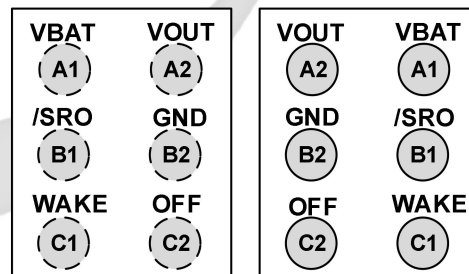
FEATURES

- Ultra-Low I_{SD}: 7 nA Typ @ 3.6VBAT
- Ultra-Low I_Q: 3 nA Typ @ 3.6VBAT
- Low R_{ON} : 31 mΩ Typ @ 3.6VBAT
- I_{OUT} Max : 2A
- Wide Input Range: 1.5V to 5.5V
6Vabs max
- Deep Sleep Mode by /SRO and OFF Pins
Disconnect the downstream system from the battery source
- Integrated Delay Time(Hold Time) to Deep Sleep, 7 s
- Turn-Off Delay Time, 7 s
- Controlled Output Rise Time: 1ms at 3.6VBAT
- Integrated Output Discharge Switch When Disabled
- Operating Temperature Range: -40 to 85°C
- HBM: 6kV, CDM: 2kV
- Ultra-Small: 0.97mm x 1.47mm WLCSP

APPLICATIONS

- Wearables
- IoT Devices
- Medical Devices

PACKAGE

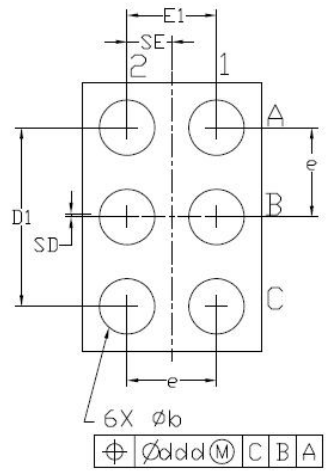
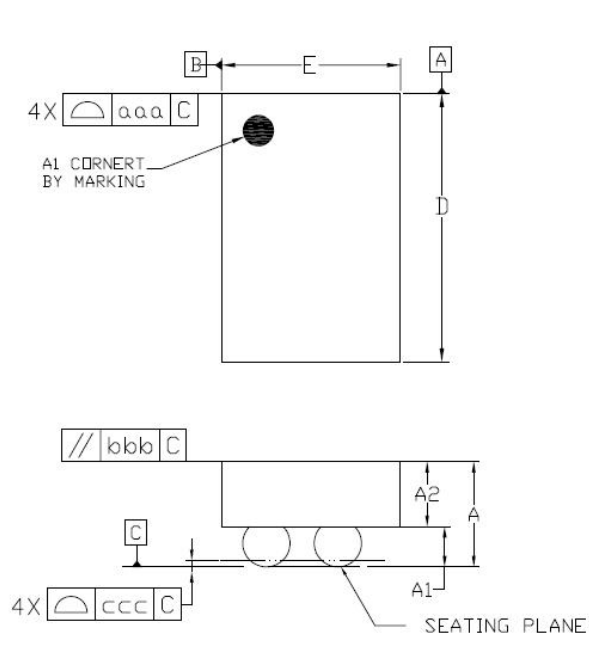


TOP VIEW

BOTTOM VIEW

0.97mm x 1.47mm x 0.55mm WLCSP

PACKAGE OUTLINE



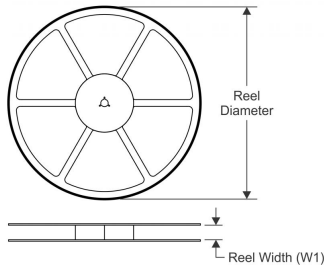
Dimensional Ref.			
REF.	Min.	Nom.	Max.
A	0.500	0.550	0.600
A1	0.225	0.250	0.275
A2	0.275	0.300	0.325
D	1.460	1.470	1.485
E	0.960	0.970	0.985
D1	0.950	1.000	1.050
E1	0.450	0.500	0.550
b	0.260	0.310	0.360
e	0.500 BSC		
SD	0.000 BSC		
SE	0.250 BSC		
Tol. of Form&Position			
aaa	0.10		
bbb	0.10		
ccc	0.05		
ddd	0.05		

Notes

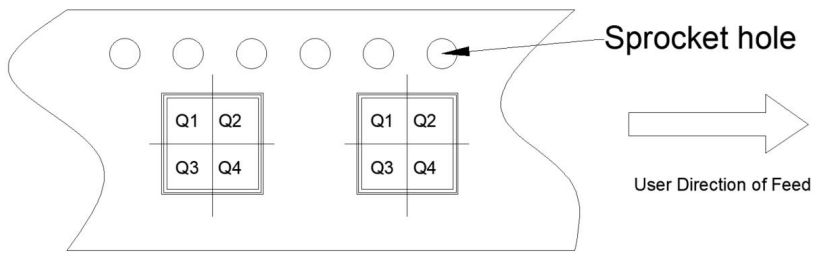
1. ALL DIMENSIONS ARE IN MILLIMETERS (ANGLES IN DEGREES).
2. DIMENSIONING AND TOLERANCING PER ANSI Y14.5M-1994.

TAPE AND REEL INFORMATION

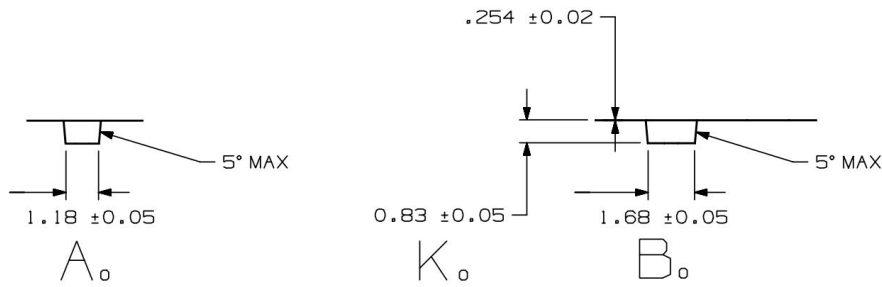
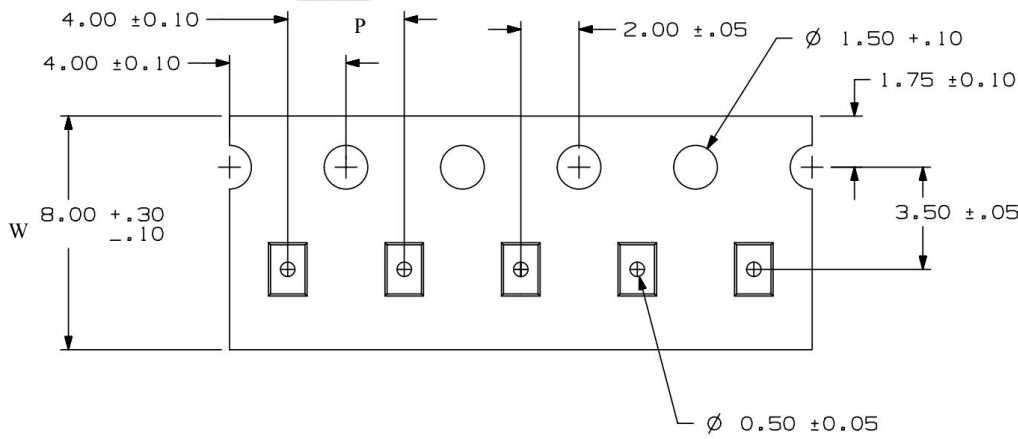
REEL DIMENSIONS



QUADRANT ASSIGNMENTS PIN 1 ORIENTATION TAPE



TAPE DIMENSIONS



Device	Package	Pins	SPQ	Reel Diameter(mm)	Reel Width W1	A0	B0	K0	P	W	Pin1
GLF76321	WLCSP	6	3000	180	9	1.18	1.68	0.83	4	8	Q1

Remark:

A0: Dimension designed to accommodate the component width

B0: Dimension designed to accommodate the component length

C0: Dimension designed to accommodate the component thickness

W: Overall width of the carrier tape

P: Pitch between successive cavity centers

单击下面可查看定价，库存，交付和生命周期等信息

[>>GLF\(杰夫微\)](#)