



特性 Characteristic

- 40A触点切换能力
40A contact switching capability
- 触点与线圈间介质耐压2.5KV, T型为4KV
Medium withstand voltage 2.5KV between contact and coil, T type is 4KV
- 敞开型, 塑封型和防尘型可供选择
Available in open, molded and dustproof versions
- UL绝缘等级, F级绝缘等级可供选择
UL insulation grade, F grade insulation grade is available
- 外形尺寸: (32 × 27.4 × 19.3)mm
Dimensions: (32 × 27.4 × 19.3) mm

触点参数 Contact parameter

触点形式 Contact form	1A,1B or 1C
接触电阻 Contact resistance	≤100mΩ (1A 6VDC)
触点材料 Contact material	银合金 Silver alloy
触点负载(阻性) Contact load (resistance)	30A/40A 250VAC
最大切换额定电压 Maximum switching rated voltage	277VAC
最大切换额定电流 Maximum switching current rating	40A
最大切换额定功率 Maximum switching power rating	11080VA
机械耐久性 Mechanical durability	1,000,000次 1,000,000 times
电耐久性(阻性) Electrical durability(resistive)	100,000次(1s通9s断) 100,000 times (1s on 9s off)

性能参数 Performance parameter

绝缘电阻 Insulation resistance	1000MΩ (500VDC)	
介质耐压 Dielectric withstand voltage	线圈与触点间 Coil and contact	2500VAC/4000VAC 1min
	断开触点间 Disconnect the contacts	1500VAC 1min
动作时间(额定电压下) Operating time (at rated voltage)	≤15ms	
释放时间(额定电压下) Release time (at rated voltage)	≤10ms	
抗振动 Vibration resistant	耐久 durable	10Hz~55Hz 1.5mm
	误动作 Malfunction	10Hz~55Hz 1.5mm
抗冲击 Impact resistance	耐久 durable	10G Min
	误动作 Malfunction	100G Min
湿度 humidity	5%~85%Rh	
温度范围 temperature range	-40℃~85℃	
引出端形式 Terminal form	PCB	
重量 weight	约24g	About 24g

线圈参数 Coil parameter

线圈额定功率 Coil rated power

0.9W or 1.4W

线圈规格表(温度: 23°C)

Coil specification sheet (temperature: 23 ° C)

额定电压 Nominal Voltage (VDC)	额定电流 Rated current ±% (mA)	线圈电阻 Coil resistance ±10% (Ω)	最大连续外加电压 Maximum continuous applied voltage	吸合电压 Pull-in voltage (Max)	释放电压 Release voltage (Min)	线圈功率 Coil power (W)
5	180	27	额定电压的130% 130% of rated voltage	额定电压的75% 75% of rated voltage	额定电压的10% 10% of rated voltage	0.9
6	150	40				
9	100	90				
12	75	160				
15	60	250				
18	50	360				
24	37.75	640				
48	18.75	2560	额定电压的130% 130% of rated voltage	额定电压的75% 75% of rated voltage	额定电压的10% 10% of rated voltage	1.4
110	8.2	13400				
6	233.3	25.7				
12	116.7	102.8				
24	58.3	411.4				
48	29.2	1645.7				

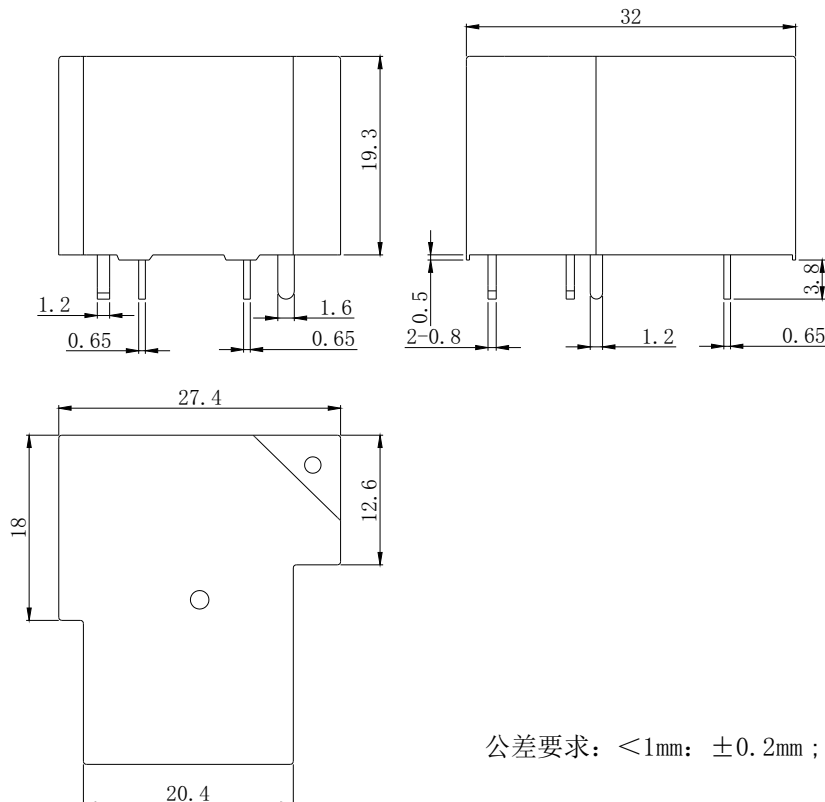
安规认证 Safety certification

认证类别 Certification category	CQC	TUV	UL
证书号 Certificate No	CQC09002029470	R 50163611	E321783
负载要求 Load requirement	30A 250VAC 2HP 250VAC 40A 250VAC	40A 240VAC cos phi=1(A型) 40A 14VDC L/R=0ms(A型) 30A 240VAC cos phi=1(B型) 30A 14VDC L/R=0ms(B型) NO/NC:40A/30A 240VAC cos phi=1 NO/NC:40/30A 14VDC L/R=0ms	40A 277VAC(1form A) 1.5HP 277VAC(1form A) 2HP 240VAC(1form A) 30A 277VAC(1form B, 1form C, NC) 30A 125/250/277VAC(1form A, 1form C, NO) TV-5 120VAC(1form C, NC/1form B) TV-10 120VAC(1form C, NO, 1form A)

GK-A 命名规则 GK-A naming rules

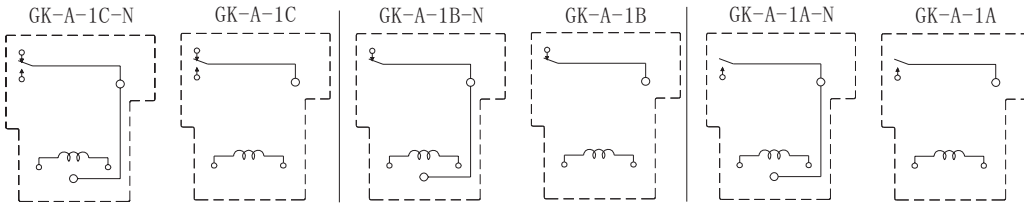
GK-A	-1C	-24	D3	H	N	G	D	C	F
绝缘等级: 无--Class B; F--Class F Insulation class: Blank--Class B; F--Class F									
密封方式: 无--塑封防尘型; C--全密封型; S--防爆型 Sealing method: Blank--plastic dustproof type; C--full sealing type; S--explosion-proof type									
IP/OP耐压强度: 无-- $\geq 2500V$; D-- $\geq 4000VAC$ IP/OP withstand voltage: Blank-- $\geq 2500V$; D-- $\geq 4000VAC$									
触点间隙 (GAP): 无--标准型; G-- $GAP \geq 1.5mm$ (适用于1.4W A型) Contact gap (GAP): Blank - standard type; G-- $GAP \geq 1.5mm$ (for 1.4W type A)									
脚位形式: 无--无中心脚; N--有中心脚 Pin form: Blank -- no center foot; N-- center foot									
触点负载: 无--30A; H--40A Contact load: Blank --30A; H--40A									
线圈功率: D--0.9W; D3--1.4W Coil power: D--0.9W; D3--1.4W									
线圈额定电压 (VDC): 5, 6, 9, 12, 18, 24, 48, 110 Coil rated voltage (VDC): 5,6,9,12,18,24,48,110									
触点形式: 1A--1组常开型; 1B--1组常闭型; 1C--1组转换型 Contact form: 1A--1 group normally open type; 1B--1 group normally closed type; 1C--1 group conversion type									
型号: GK-A Model: GK-A									

外形图 Outline drawing



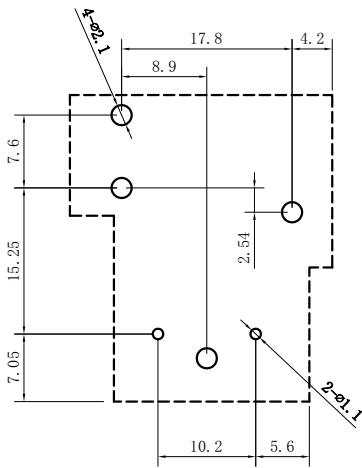
公差要求: $< 1mm$: $\pm 0.2mm$; $1 \sim 5mm$: $\pm 0.3mm$; $> 5mm$: $\pm 0.4mm$

接线图(底视图) Wiring diagram (bottom view)

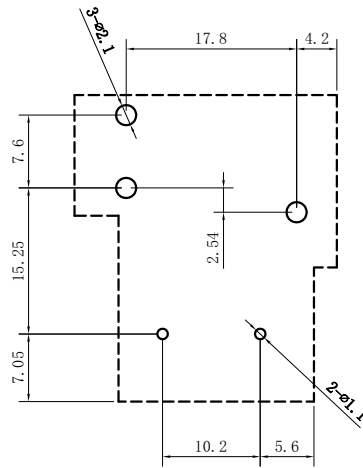


安装孔尺寸(底视图) Mounting hole size drawing (bottom view)

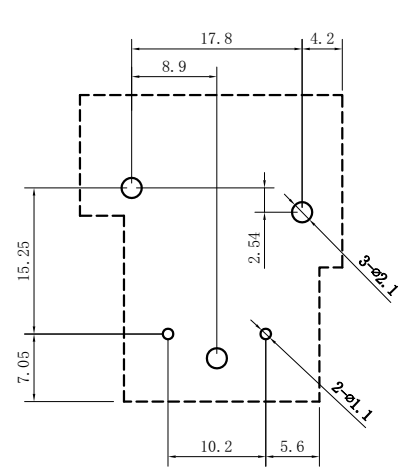
GK-A-1C-N



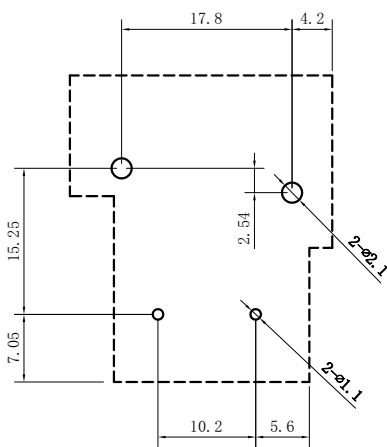
GK-A-1C



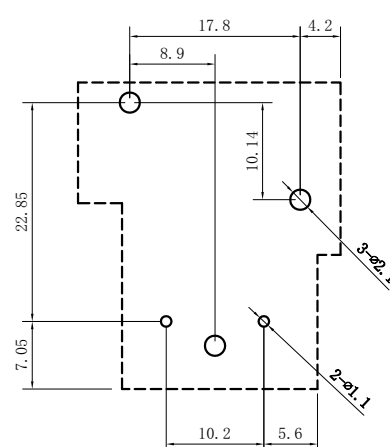
GK-A-1A-N



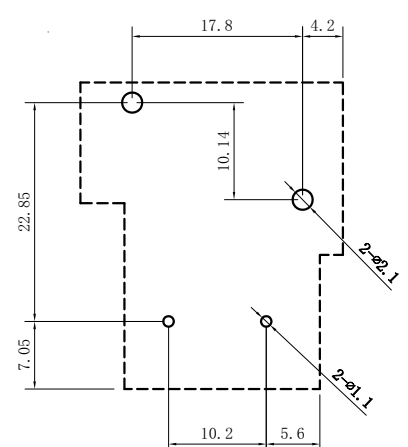
GK-A-1A



GK-A-1B-N



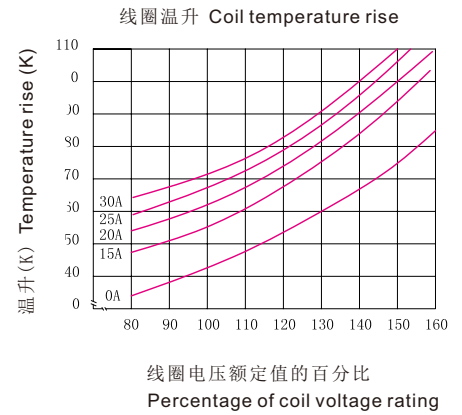
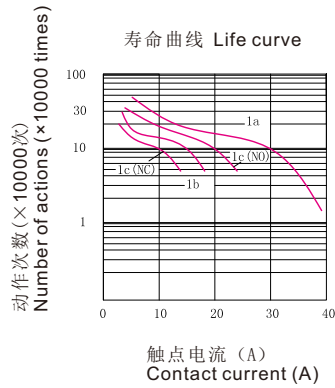
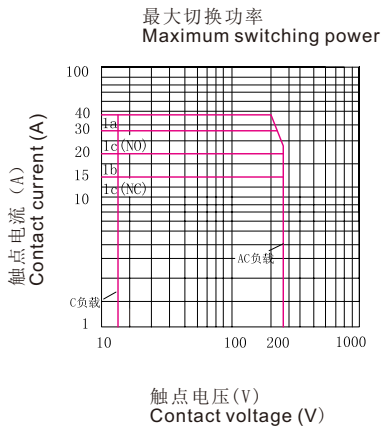
GK-A-1B



注：引出端子尺寸为预焊前尺寸；安装孔尺寸公差： ± 0.1 mm。

Note: The size of the lead terminal is pre-weld size; the mounting hole size tolerance is ± 0.1 mm.

性能曲线图 Performance graph



单击下面可查看定价，库存，交付和生命周期等信息

[>>GOLDEN](#)