

DS520Y-30 Schottky Barrier Diode
Feature

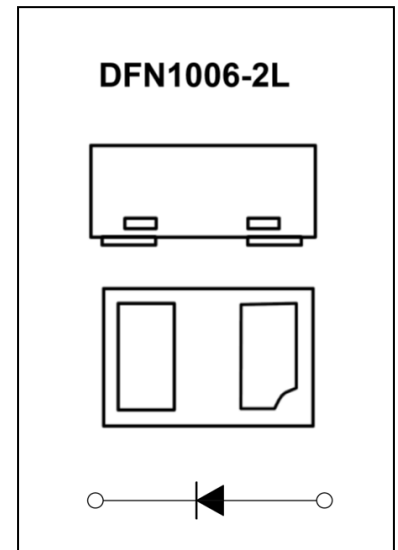
- Small surface mounting type
- Low reverse current and low forward voltage
- High reliability

Application

- High speed switch for detection
- For portable equipment:(Mobile phone, MP3, MD, CD-ROM, DVD-ROM, Note book PC, etc.)

MARKING:


Front Side


ABSOLUTE MAXIMUM RATINGS (T_a=25°C unless otherwise noted)

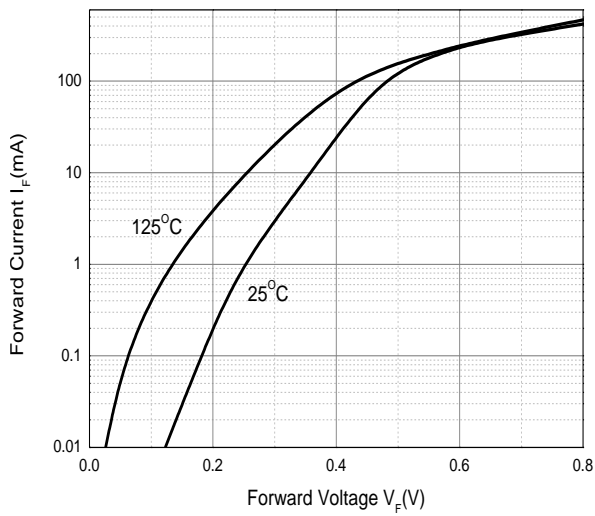
Parameter	Symbol	Value	Unit
DC reverse voltage	V _R	30	V
RMS reverse Voltage	V _{R(RMS)}	21	V
Mean rectifying current	I _o	0.2	A
Non-repetitive Peak Forward Surge Current @ t=8.3ms	I _{FSM}	0.5	A
Power Dissipation	P _D	100	mW
Thermal Resistance from Junction to Ambient	R _{θJA}	1000	°C/W
Junction Temperature	T _J	125	°C
Storage Temperature	T _{STG}	-55 ~ +150	°C

ELECTRICAL CHARACTERISTICS (T_a=25°C unless otherwise noted)

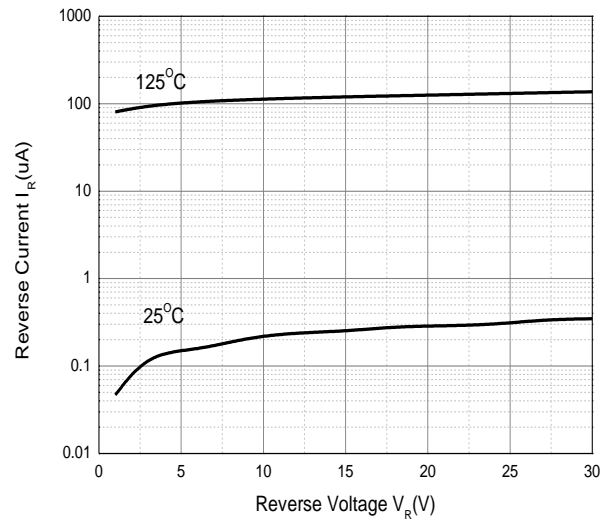
Parameter	Symbol	Test Condition	Min	Type	Max	Unit
Reverse voltage	V _{BR}	I _R = 100uA	40	48		V
Forward voltage	V _F	I _F = 10mA		0.33	0.45	V
		I _F = 100mA		0.48	0.6	V
		I _F = 200mA		0.58	0.65	V
Reverse current	I _R	V _R = 10V		0.20	1	μA

Typical Characteristics

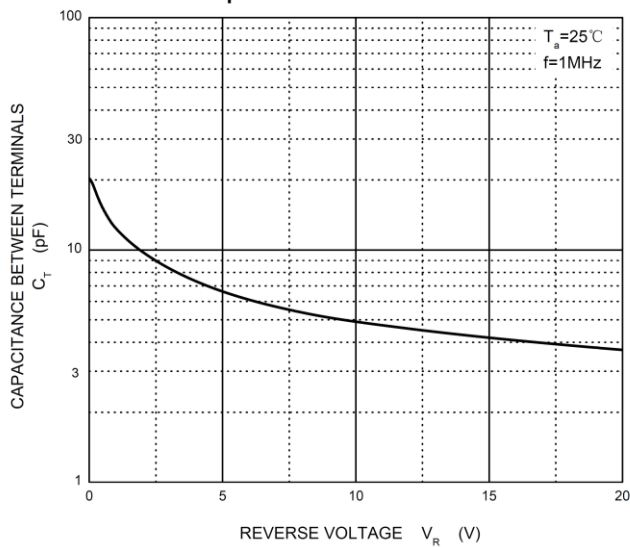
Forward Characteristics



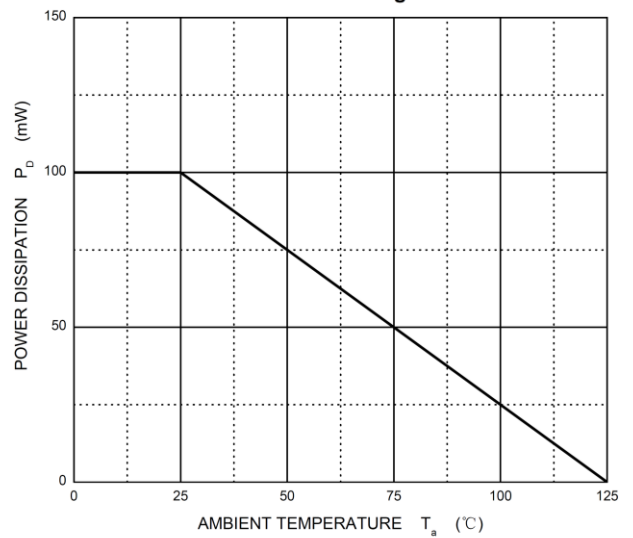
Reverse Characteristics

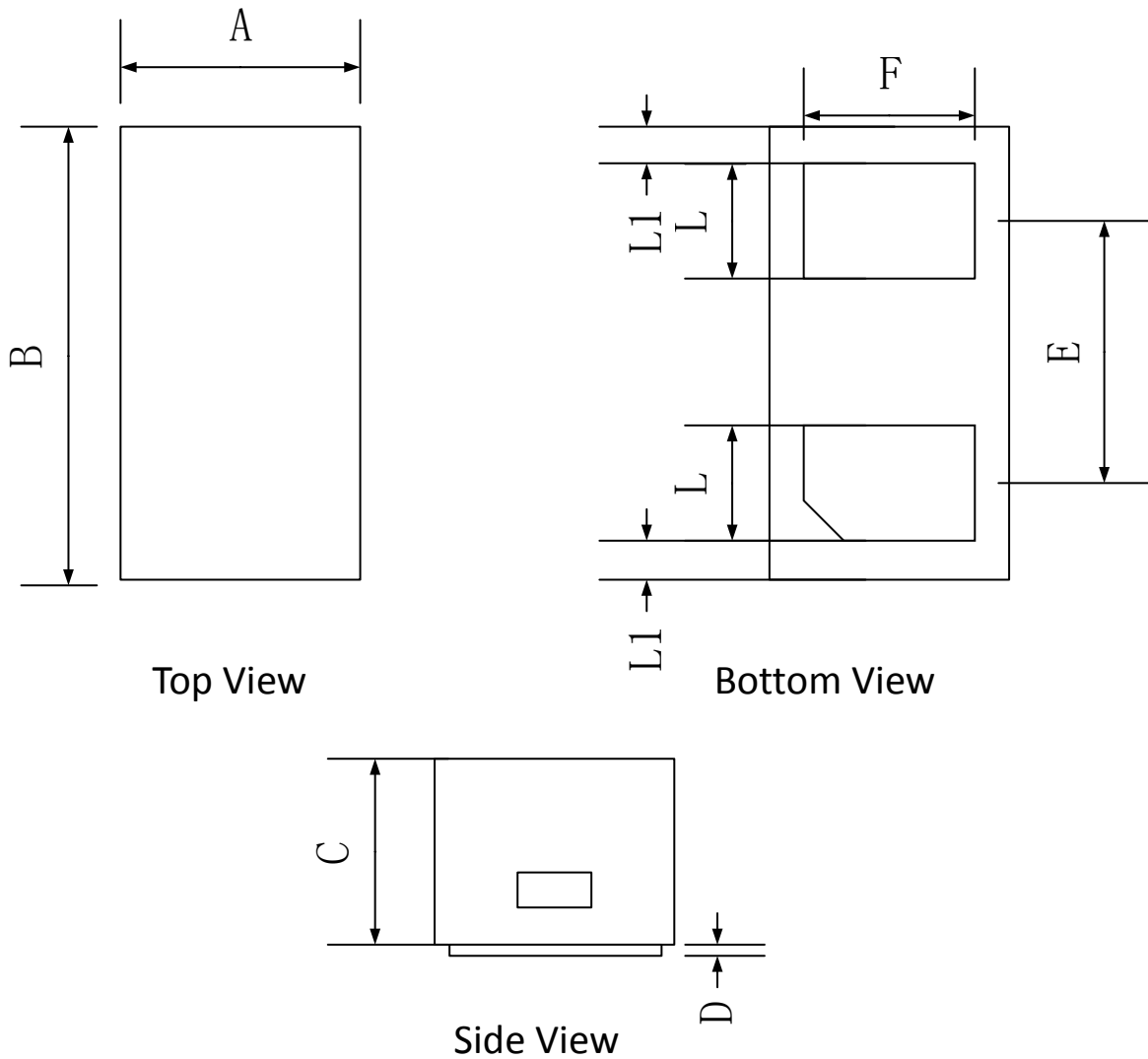


Capacitance Characteristics



Power Derating Curve



DFN1006-2L Package Outline Dimensions


	Dimensions In Millimeters		
	Min.	Typ.	Max.
A	0.55	0.60	0.68
B	0.95	1.00	1.08
C	0.44	0.47	0.50
D	0.00	0.03	0.05
E	-	0.65	-
F	0.40	0.50	0.60
L	0.20	0.25	0.30
L1	0.05REF		

单击下面可查看定价，库存，交付和生命周期等信息

[>>GP\(格瑞宝\)](#)