



DS521-30 Schottky Barrier Diode

Feature

- Small surface mounting type
- Low reverse current and low forward voltage
- High reliability

Application


- High speed switch for detection
- For portable equipment:(Mobile phone, MP3, MD, CD-ROM, DVD-ROM, Note book PC, etc.)

MARKING:



Front Side

DFN0603-2L



Schematic diagram



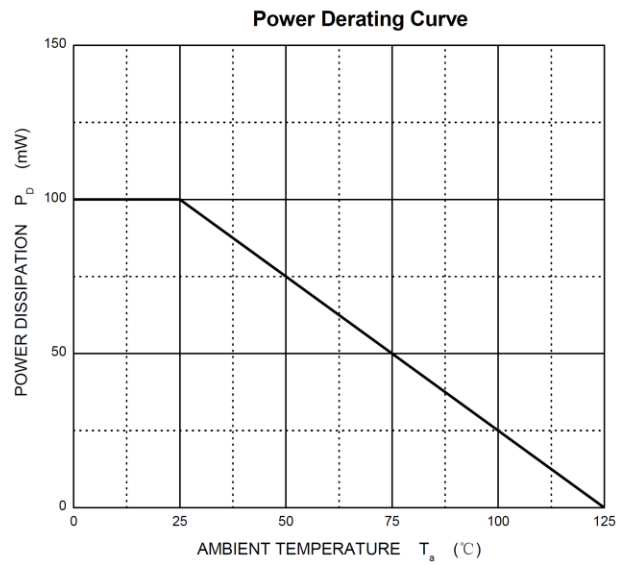
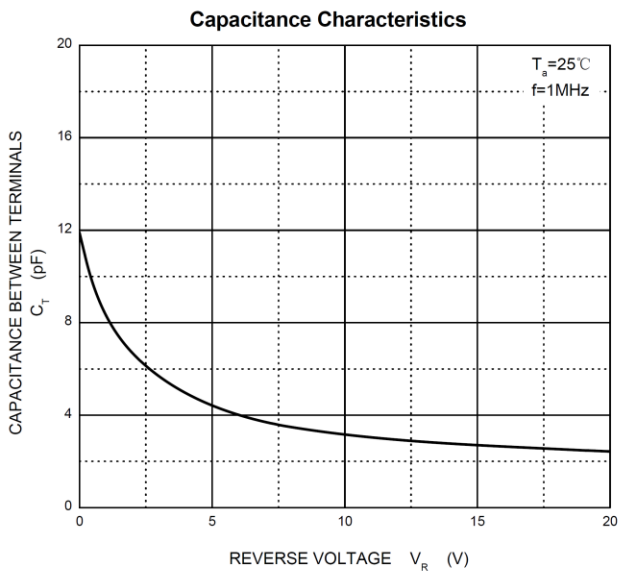
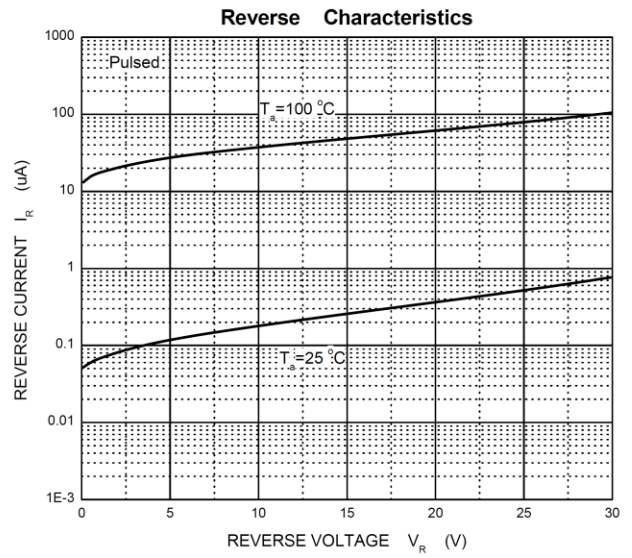
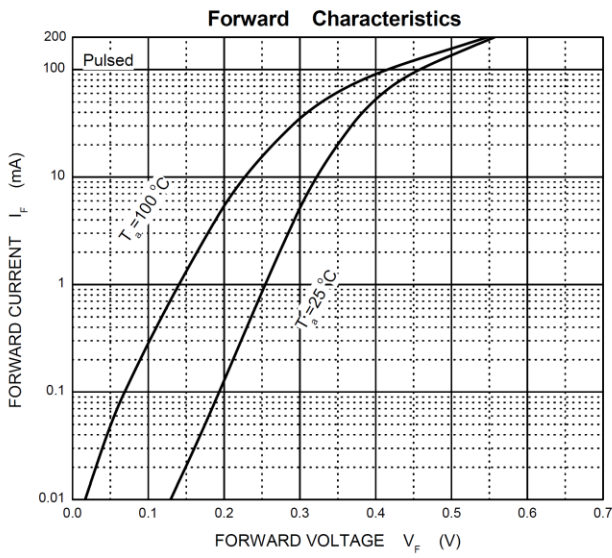
ABSOLUTE MAXIMUM RATINGS ($T_a=25^{\circ}\text{C}$ unless otherwise noted)

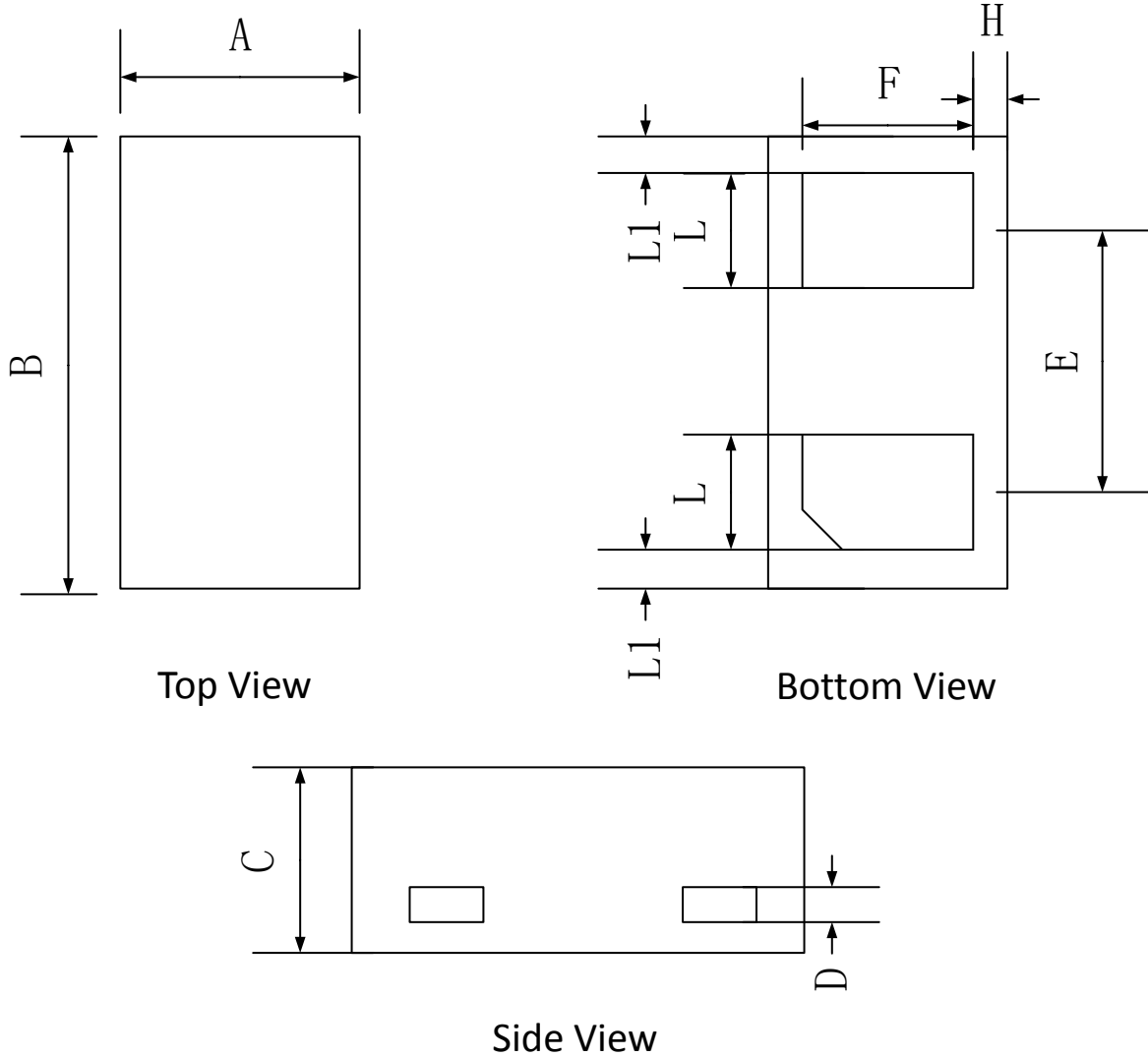
Parameter	Symbol	Value	Unit
DC reverse voltage	V_R	30	V
RMS reverse Voltage	$V_{R(RMS)}$	21	V
Mean rectifying current	I_O	0.1	A
Non-repetitive Peak Forward Surge Current @ $t=8.3\text{ms}$	I_{FSM}	0.5	A
Power Dissipation	P_D	100	mW
Thermal Resistance from Junction to Ambient	$R_{\theta JA}$	1000	$^{\circ}\text{C}/\text{W}$
Junction Temperature	T_J	125	$^{\circ}\text{C}$
Storage Temperature	T_{STG}	-55 ~ +150	$^{\circ}\text{C}$

ELECTRICAL CHARACTERISTICS ($T_a=25^{\circ}\text{C}$ unless otherwise noted)

Parameter	Symbol	Test Condition	Min	Type	Max	Unit
Reverse voltage	V_{BR}	$I_R = 50\mu\text{A}$	30			V
Reverse current	I_R	$V_R = 10\text{V}$		0.3	5	μA
		$V_R = 30\text{V}$		0.5	10	μA
Forward voltage	V_F	$I_F = 10\text{mA}$		0.32	0.37	V
		$I_F = 100\text{mA}$		0.46	0.55	V

Typical Characteristics



DFN0603-2L Package Outline Dimensions


	Dimensions In Millimeters		
	Min.	Typ.	Max.
A	0.25	0.30	0.35
B	0.55	0.60	0.65
C	0.27	0.30	0.34
D	0.050REF		
E	-	0.35	-
F	0.20	0.25	0.35
H	0.045 REF		
L	0.13	0.18	0.23
L1	0.045REF		

单击下面可查看定价，库存，交付和生命周期等信息

[>>GP\(格瑞宝\)](#)