

Product Summary

The GESDBL4V5Y1 is designed to protect voltage sensitive electronic components from ESD and other transients. Excellent clamping capability, low leakage, low capacitance, and fast response time provide best in class protection on designs that are exposed to ESD.

The combination of small size, low capacitance, and high level of ESD protection makes them a flexible solution for applications such as HDMI, Display Port TM, and MDDI interfaces. It is designed to replace multiplayer varistors (MLV) in consumer

Feature

- Low reverse stand-off voltage: 4.5V
- Low reverse clamping voltage
- Low leakage current
- Excellent package: 1.0mmx0.6mmx0.47mm
- Fast response time
- JESD22-A114-B ESD Rating of class 3B per human body model
- IEC 61000-4-2 Level 4 ESD protection

Application

- Computers and peripherals
- Portable electronics
- Power lines
- Audio and video equipment
- Cellular handsets and accessories
- Other electronic equipment communication systems

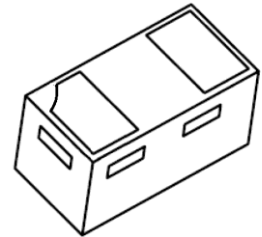
Marking:



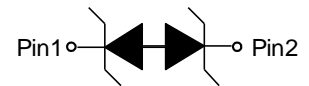
Front Side

WB=Device Code

DFN1006-2L



Schematic diagram



Absolute Maximum Ratings ($T_a=25^{\circ}\text{C}$ unless otherwise noted)

| Parameter | Symbol | Value | Unit |
|--|-----------------------|-----------|--------------------|
| IEC 61000-4-2 ESD Voltage | $V_{\text{ESD}}^{1)}$ | ± 25 | kV |
| IEC 61000-4-2 ESD Voltage | | ± 25 | |
| JESD22-A114-B ESD Voltage | | ± 16 | |
| ESD Voltage | | ± 0.4 | |
| Peak Pulse Power | $P_{\text{PP}}^{2)}$ | 525 | W |
| Peak Pulse Current | $I_{\text{PP}}^{2)}$ | 35 | A |
| Lead Solder Temperature – Maximum (10 Second Duration) | T_L | 260 | $^{\circ}\text{C}$ |
| Junction Temperature | T_j | 150 | $^{\circ}\text{C}$ |
| Storage Temperature | T_{stg} | -55~ +150 | $^{\circ}\text{C}$ |

- 1) Device stressed with ten non-repetitive ESD pulses.
- 2) Non-repetitive current pulse 8/20 μs exponential decay waveform according to IEC61000-4-5.

ESD standards compliance

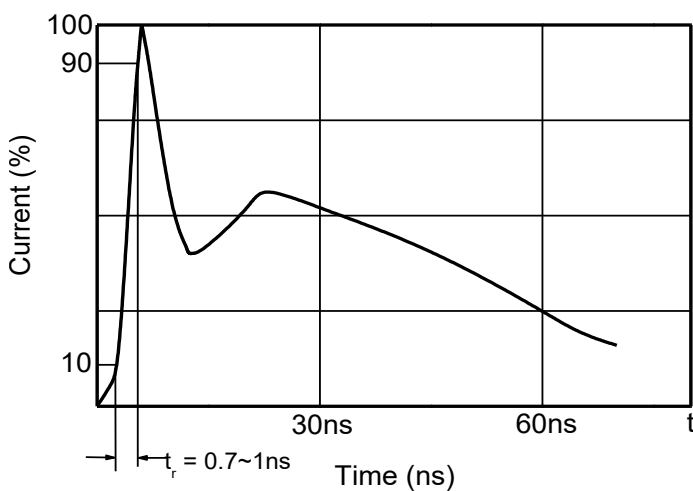
IEC61000-4-2 Standard

| Contact Discharge | | Air Discharge | |
|-------------------|-----------------|---------------|-----------------|
| Level | Test Voltage kV | Level | Test Voltage kV |
| 1 | 2 | 1 | 2 |
| 2 | 4 | 2 | 4 |
| 3 | 6 | 3 | 8 |
| 4 | 8 | 4 | 15 |

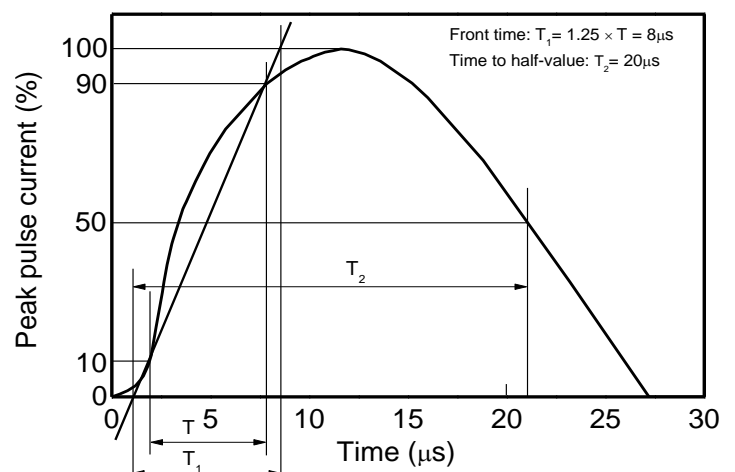
JESD22-A114-B Standard

| ESD Class | Human Body Discharge V |
|-----------|------------------------|
| 0 | 0~249 |
| 1A | 250~499 |
| 1B | 500~999 |
| 1C | 1000~1999 |
| 2 | 2000~3999 |
| 3A | 4000~7999 |
| 3B | 8000~15999 |

Contact discharge current waveform per IEC61000-4-2

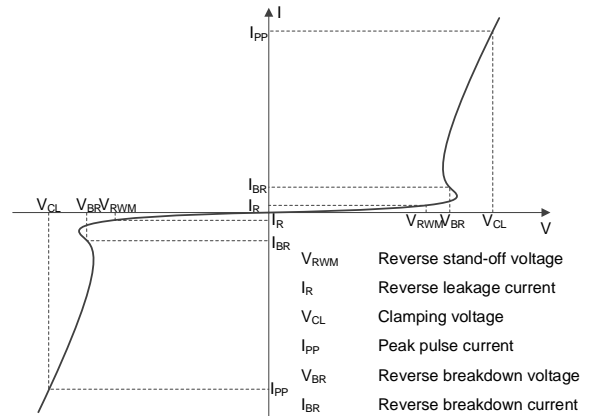


8/20 μs waveform per IEC61000-4-5



Electrical Parameter

| Symbol | Parameter |
|------------------|--|
| V _C | Clamping Voltage @ I _{PP} |
| I _{PP} | Peak Pulse Current |
| V _{BR} | Breakdown Voltage @ I _{BR} |
| I _{BR} | Test Current |
| I _R | Reverse Leakage Current @ V _{RWM} |
| V _{RWM} | Reverse Standoff Voltage |



V-I characteristics for a Bi-directional TVS

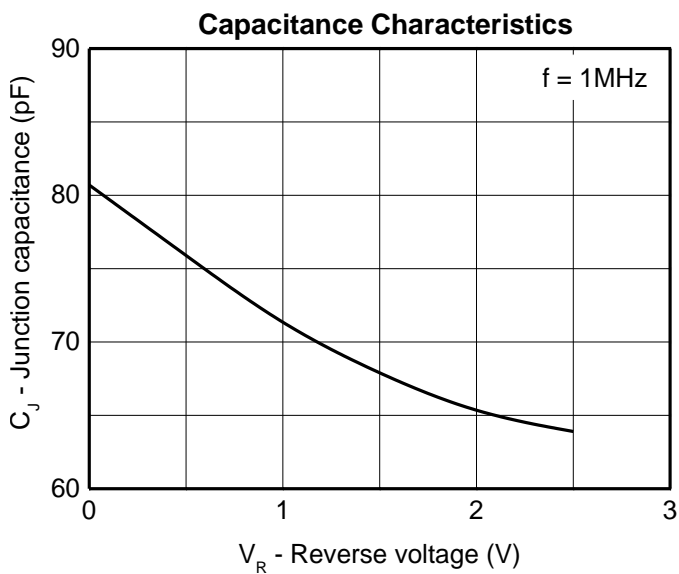
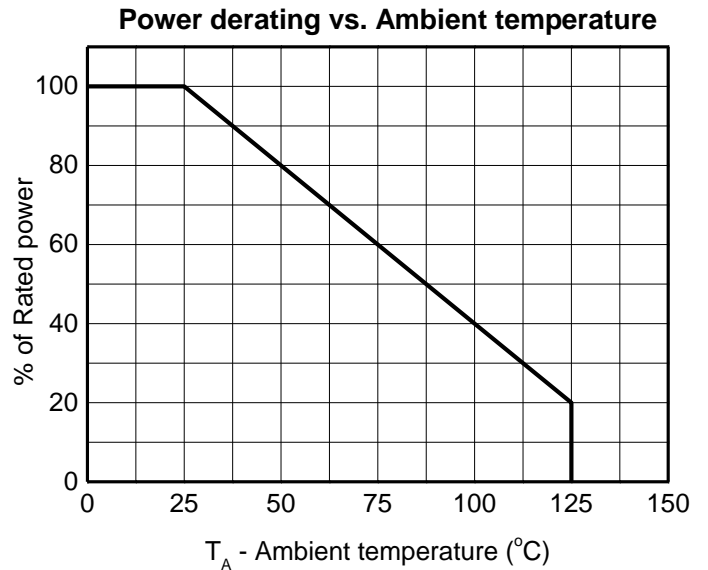
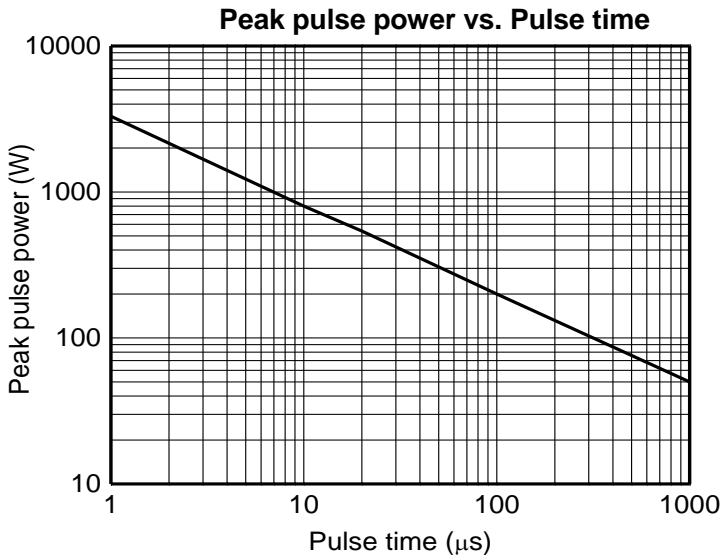
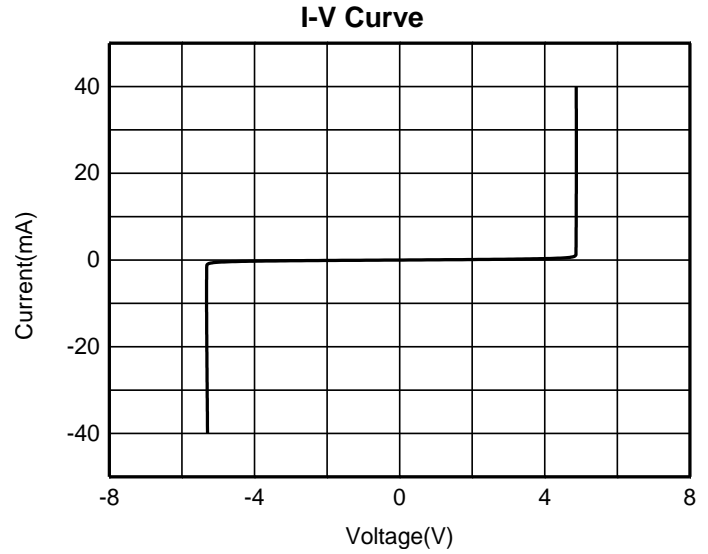
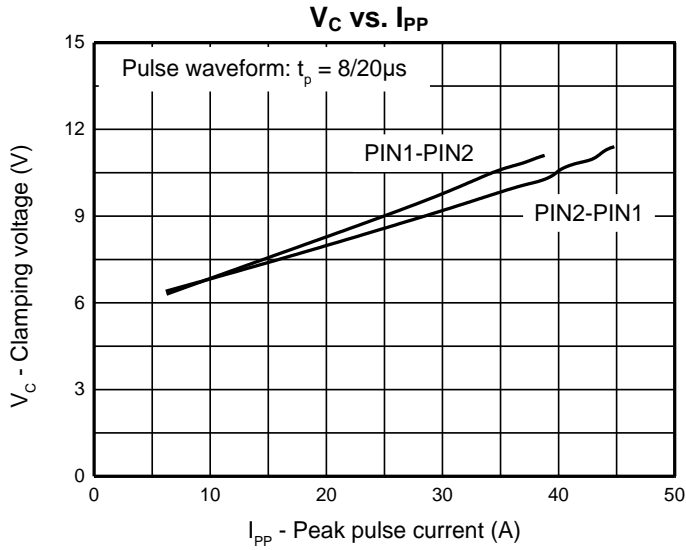
Electrical Characteristics (Ta=25°C unless otherwise specified)

| Parameter | Symbol | Test conditions | Min | Typ | Max | Unit |
|---------------------------|--------------------------------|----------------------------|-----|-----|-----|------|
| Reverse stand-off voltage | V _{RWM} ¹⁾ | | | | 4.5 | V |
| Reverse leakage current | I _R | V _{RWM} =5V | | | 1 | uA |
| Breakdown voltage | V _{BR} | I _T =1mA | 4.7 | 5 | 6 | V |
| Clamping voltage | V _C ²⁾ | I _{PP} =35A | | 12 | 15 | V |
| Junction capacitance | C _J | V _R =0V, f=1MHz | | 80 | | pF |

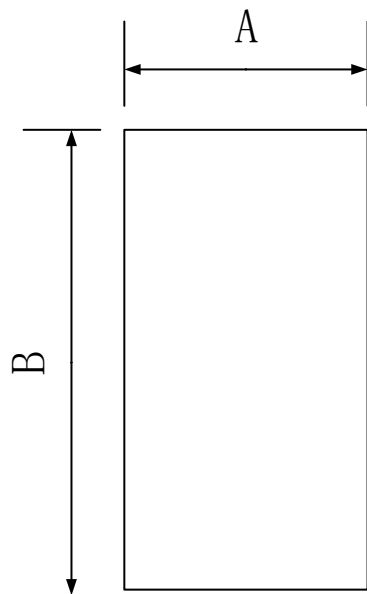
1) Other voltages available upon request.

2) Non-repetitive current pulse 8/20μs exponential decay waveform according to IEC61000-4-5

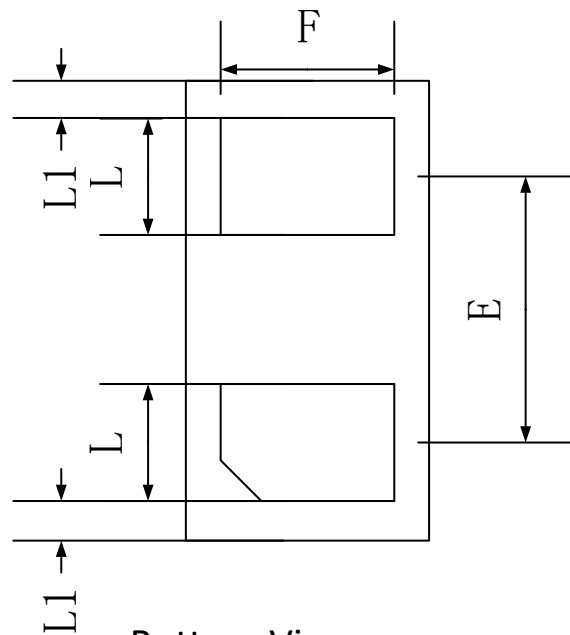
Typical Characteristics



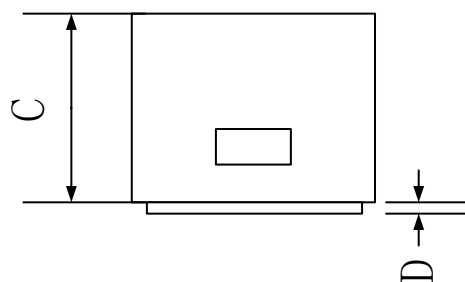
DFN1006-2L Package Outline Dimensions



Top View



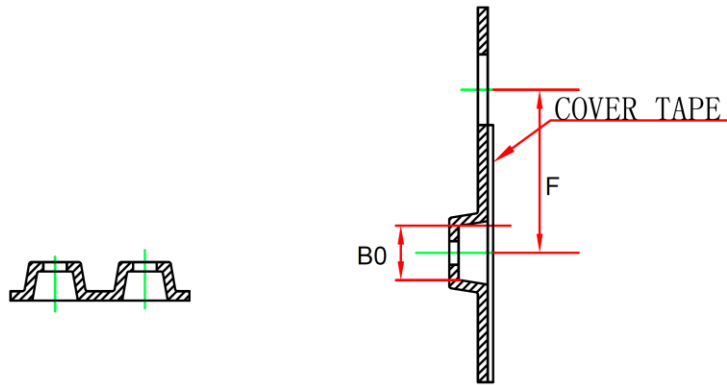
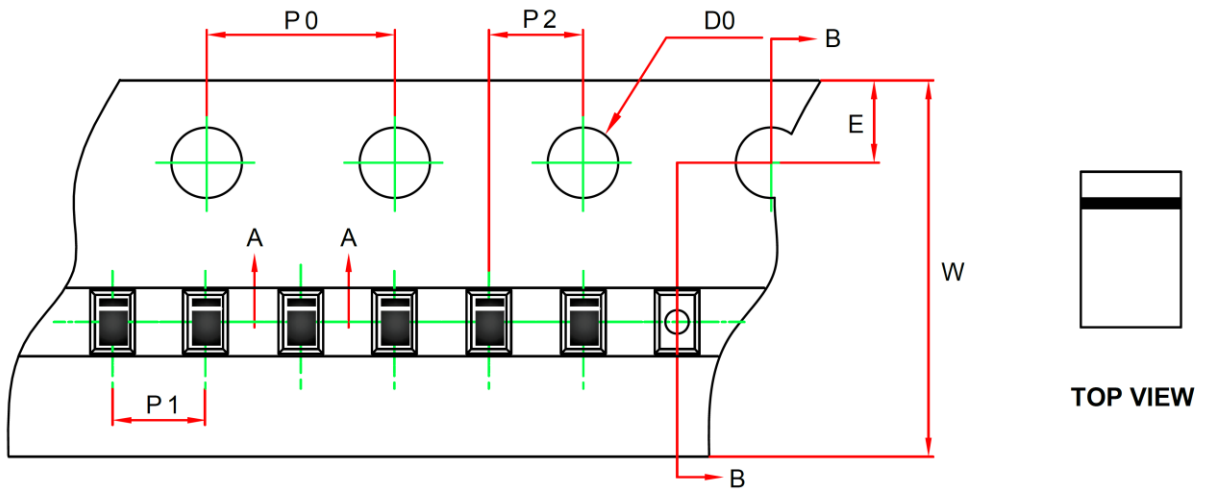
Bottom View



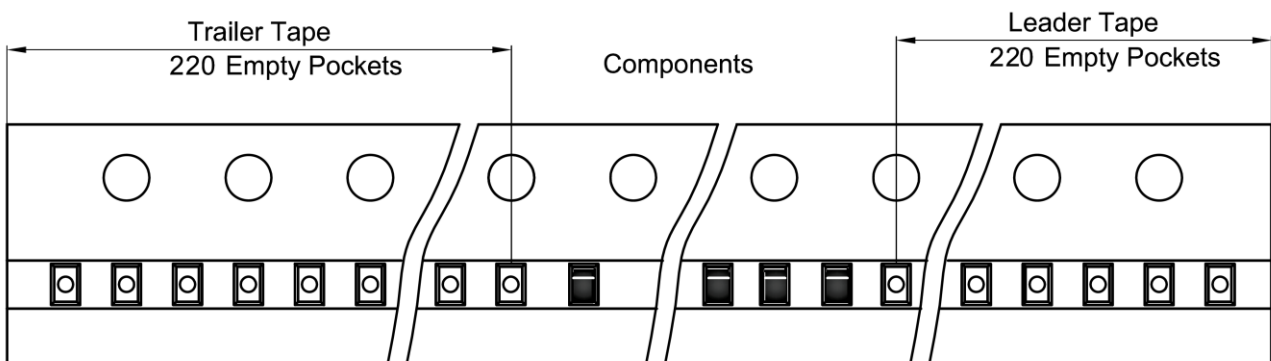
Side View

| | Dimensions In Millimeters | | |
|----|---------------------------|------|------|
| | Min. | Typ. | Max. |
| A | 0.55 | 0.60 | 0.68 |
| B | 0.95 | 1.00 | 1.08 |
| C | 0.44 | 0.47 | 0.50 |
| D | 0.00 | 0.03 | 0.05 |
| E | - | 0.65 | - |
| F | 0.40 | 0.50 | 0.60 |
| L | 0.20 | 0.25 | 0.30 |
| L1 | 0.05REF | | |

DFN1006-2L Tape and Reel



| Dimensions In Millimeters (mm) | | | | | | | | |
|--------------------------------|---------|--------|--------|--------|--------|--------|--------|---------|
| Pkg type | B0 | P0 | P1 | P2 | E | F | W | D0 |
| DFN1.0×0.6-2L | 1.11 | 4.00 | 2.00 | 2.00 | 1.75 | 3.50 | 8.00 | 1.55 |
| Tolerance | +/-0.06 | +/-0.1 | +/-0.1 | +/-0.1 | +/-0.1 | +/-0.1 | +/-0.3 | +/-0.15 |



单击下面可查看定价，库存，交付和生命周期等信息

[>>GP\(格瑞宝\)](#)