

Product Summary

The GESDY5V0AG1P is designed to protect voltage sensitive electronic components from ESD and other transients. Excellent clamping capability, low leakage, low capacitance, and fast response time provide best in class protection on designs that are exposed to ESD.

The combination of small size, low capacitance, and high level of ESD protection makes them a flexible solution for applications such as HDMI, Display Port TM, and MDDI interfaces. It is designed to replace multiplayer varistors (MLV) in consumer equipment applications such as mobile phone, notebook, PAD, STB, LCD TV etc.

Feature

- Low reverse stand-off voltage: 5.0V
- Low reverse clamping voltage
- Low leakage current
- Fast response time
- JESD22-A114-B ESD Rating of class 3B per human body model
- IEC 61000-4-2 Level 4 ESD protection

Application

- USB 2.0 and USB 3.0
- HDMI 1.3 and HDMI 1.4
- Computers and peripherals
- Portable electronics
- High speed data lines
- Audio and video equipment
- Cellular handsets and accessories
- Other electronics equipment communication systems


Marking:



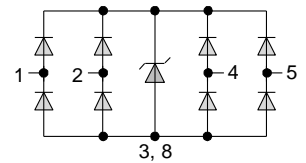
Front Side

ADB=Device Code

DFN2510-10L



Schematic diagram



Absolute Maximum Ratings ($T_a=25^{\circ}\text{C}$ unless otherwise noted)

| Parameter | Symbol | Value | Unit |
|--|-----------------------|-----------|--------------------|
| IEC 61000-4-2 ESD Voltage | $V_{\text{ESD}}^{1)}$ | ± 15 | kV |
| IEC 61000-4-2 ESD Voltage | | ± 15 | |
| JESD22-A114-B ESD Voltage | | ± 16 | |
| ESD Voltage | | ± 0.4 | |
| Peak Pulse Power | $P_{\text{PP}}^{2)}$ | 40 | W |
| Peak Pulse Current | $I_{\text{PP}}^{2)}$ | 3.5 | A |
| Lead Solder Temperature – Maximum (10 Second Duration) | T_L | 260 | $^{\circ}\text{C}$ |
| Junction Temperature | T_j | 150 | $^{\circ}\text{C}$ |
| Storage Temperature | T_{stg} | -55~ +150 | $^{\circ}\text{C}$ |

- 1) Device stressed with ten non-repetitive ESD pulses.
- 2) Non-repetitive current pulse 8/20 μs exponential decay waveform according to IEC61000-4-5.

ESD standards compliance

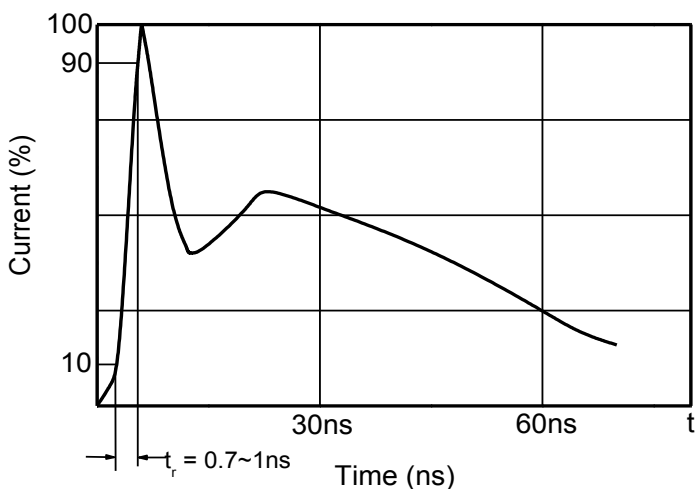
IEC61000-4-2 Standard

| Contact Discharge | | Air Discharge | |
|-------------------|-----------------|---------------|-----------------|
| Level | Test Voltage kV | Level | Test Voltage kV |
| 1 | 2 | 1 | 2 |
| 2 | 4 | 2 | 4 |
| 3 | 6 | 3 | 8 |
| 4 | 8 | 4 | 15 |

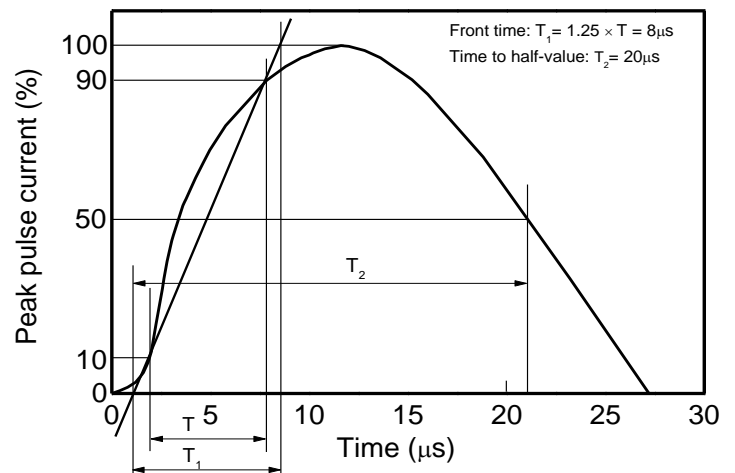
JESD22-A114-B Standard

| ESD Class | Human Body Discharge V |
|-----------|------------------------|
| 0 | 0~249 |
| 1A | 250~499 |
| 1B | 500~999 |
| 1C | 1000~1999 |
| 2 | 2000~3999 |
| 3A | 4000~7999 |
| 3B | 8000~15999 |

Contact discharge current waveform per IEC61000-4-2

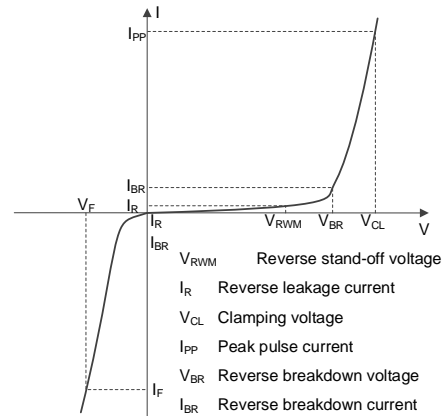


8/20 μs waveform per IEC61000-4-5



Electrical Parameter

| Symbol | Parameter |
|------------------|--|
| V _C | Clamping Voltage @ I _{PP} |
| I _{PP} | Peak Pulse Current |
| V _{BR} | Breakdown Voltage @ I _T |
| I _T | Test Current |
| I _R | Reverse Leakage Current @ V _{RWM} |
| V _{RWM} | Reverse Standoff Voltage |



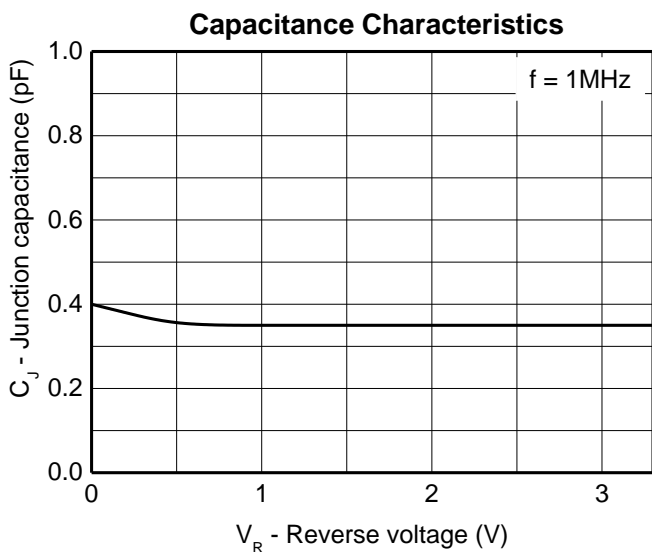
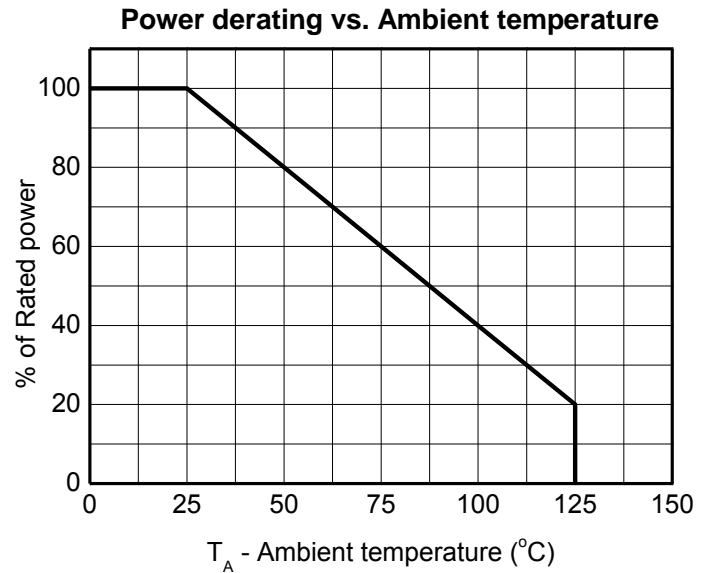
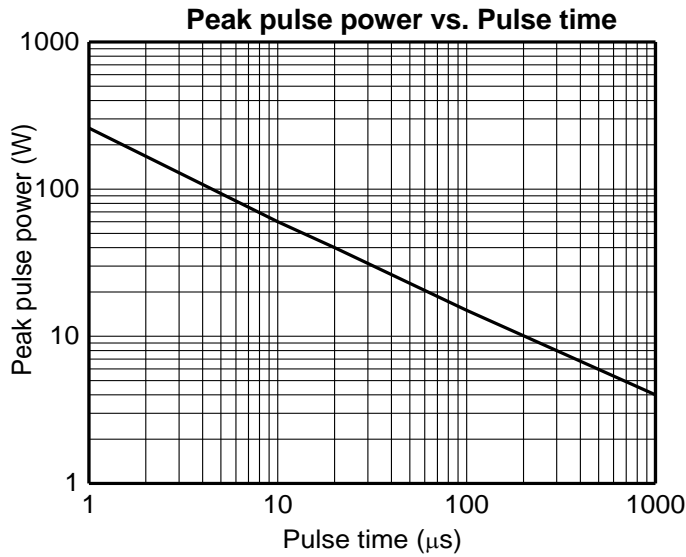
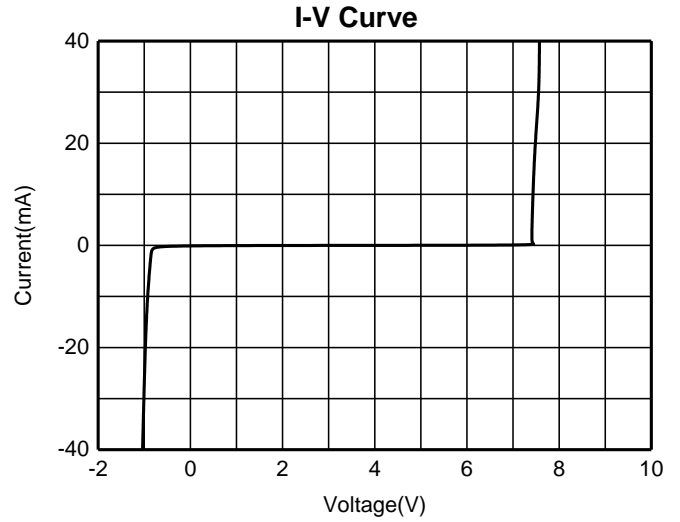
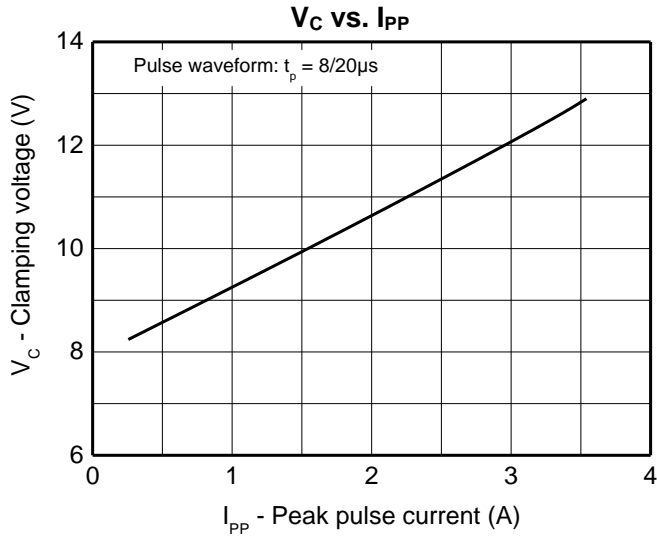
V-I characteristics for a Uni-directional TVS

Electrical Characteristics (T_a=25°C unless otherwise specified)

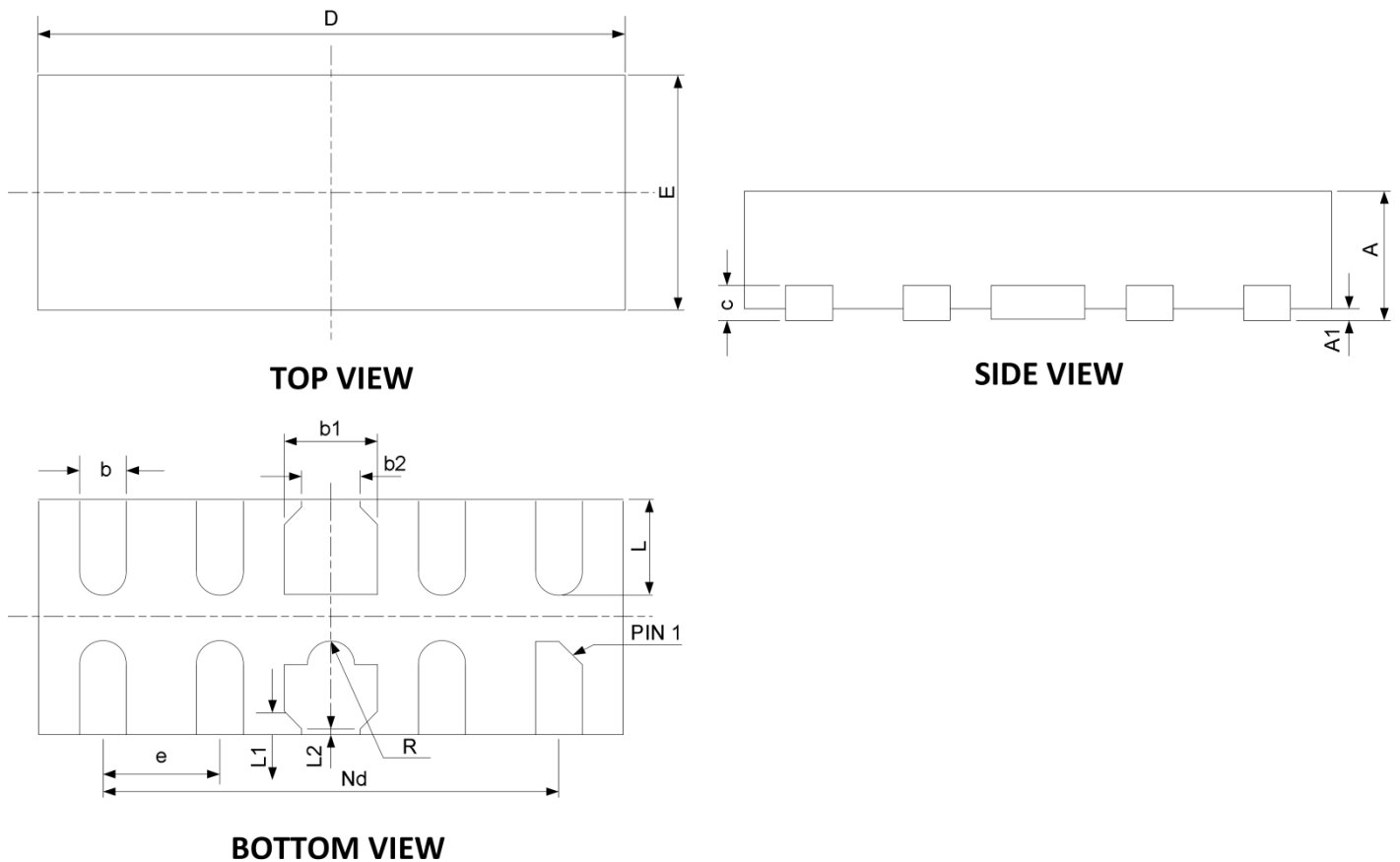
| Parameter | Symbol | Test conditions | Min | Typ | Max | Unit |
|---------------------------|--------------------------------|---|-----|------|-----|------|
| Reverse standoff voltage | V _{RWM} ¹⁾ | | | | 5 | V |
| Reverse leakage current | I _R | V _{RWM} =5V | | | 1 | uA |
| Breakdown voltage | V _{BR} | I _T =1mA | 6 | 7.5 | | V |
| Clamping voltage | V _C ²⁾ | I _{PP} =3.5A | | 13 | 15 | V |
| Channel Input Capacitance | C _{IN} | V _{IN} =0V, f=1MHz, I/O to GND | | 0.40 | 0.7 | pF |
| | | V _{IN} =0V, f=1MHz, I/O to I/O | | 0.16 | 0.3 | pF |

- 1) Other voltages available upon request.
- 2) Non-repetitive current pulse 8/20μs exponential decay waveform according to IEC61000-4-5

Typical Characteristics



DFN2510-10L Package Outline Dimensions



| SYM | DIMENSIONS | | | | | |
|-----|-------------|------|------|----------|-------|-------|
| | MILLIMETERS | | | INCHES | | |
| | MIN | NOM | MAX | MIN | NOM | MAX |
| A | 0.45 | 0.5 | 0.55 | 0.018 | 0.02 | 0.022 |
| A1 | 0 | 0.02 | 0.05 | 0 | 0.001 | 0.002 |
| b | 0.15 | 0.2 | 0.25 | 0.006 | 0.008 | 0.01 |
| b1 | 0.35 | 0.4 | 0.45 | 0.014 | 0.016 | 0.018 |
| b2 | 0.2 | 0.25 | 0.3 | 0.008 | 0.01 | 0.012 |
| c | 0.1 | 0.15 | 0.2 | 0.004 | 0.006 | 0.008 |
| D | 2.45 | 2.5 | 2.55 | 0.098 | 0.1 | 0.102 |
| e | 0.50BSC | | | 0.020BSC | | |
| Nd | 2.00BSC | | | 0.080BSC | | |
| E | 0.95 | 1 | 1.05 | 0.038 | 0.04 | 0.042 |
| L | 0.35 | 0.4 | 0.45 | 0.014 | 0.016 | 0.018 |
| L1 | 0.075REF | | | 0.003REF | | |
| L2 | 0.050REF | | | 0.002REF | | |
| h | 0.08 | 0.12 | 0.15 | 0.003 | 0.005 | 0.006 |
| R | 0.05 | 0.1 | 0.15 | 0.002 | 0.004 | 0.006 |

单击下面可查看定价，库存，交付和生命周期等信息

[>>GP\(格瑞宝\)](#)