

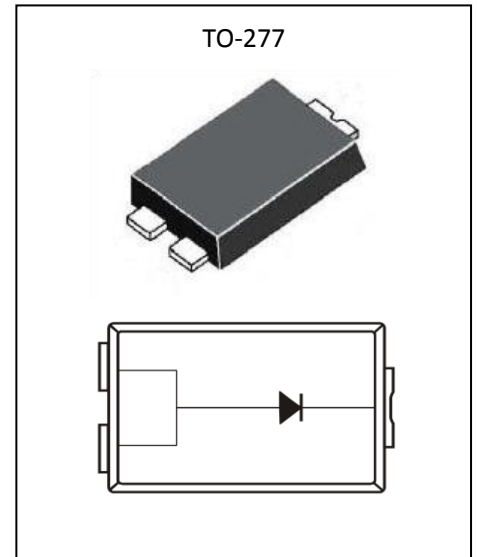



GP15U45

Feature

- Ultra-Low Forward Voltage
- Low Power Loss, High Efficiency
- High Current Capability
- High Surge Capability
- High Junction Temperature
- Low Reverse Current

MARKING:



ABSOLUTE MAXIMUM RATINGS (T_a=25°C unless otherwise noted)

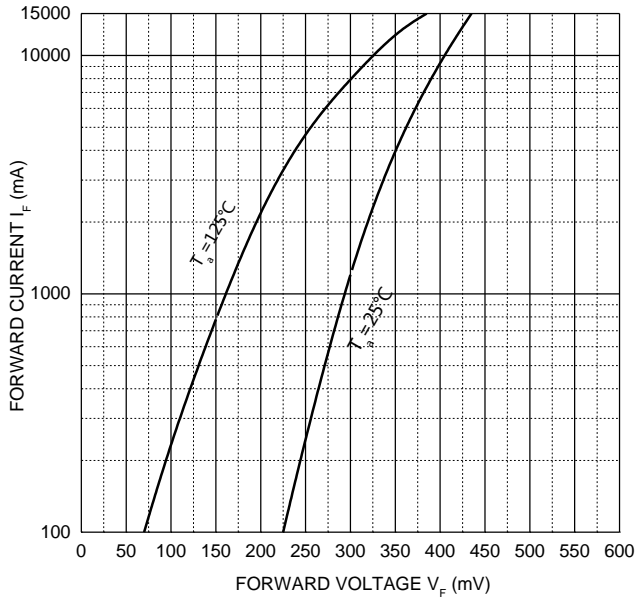
Parameter	Symbol	Value	Unit
Peak repetitive reverse voltage	V _{RRM}	45	V
Working peak reverse voltage	V _{RWM}		
DC blocking voltage	V _R		
RMS reverse voltage	V _{R(RMS)}	32	V
Average rectified output current@ T _c =125°C	I _O	15	A
Non-Repetitive peak forward surge current 8.3ms half sine wave	IFSM	300	A
Power dissipation	P _D	1.2	W
Thermal resistance from junction to ambient	R _{ΘJA}	85	°C/W
Junction temperature	T _J	125	°C
Storage temperature	T _{stg}	-55~+150	°C

ELECTRICAL CHARACTERISTICS (T_a=25°C unless otherwise noted)

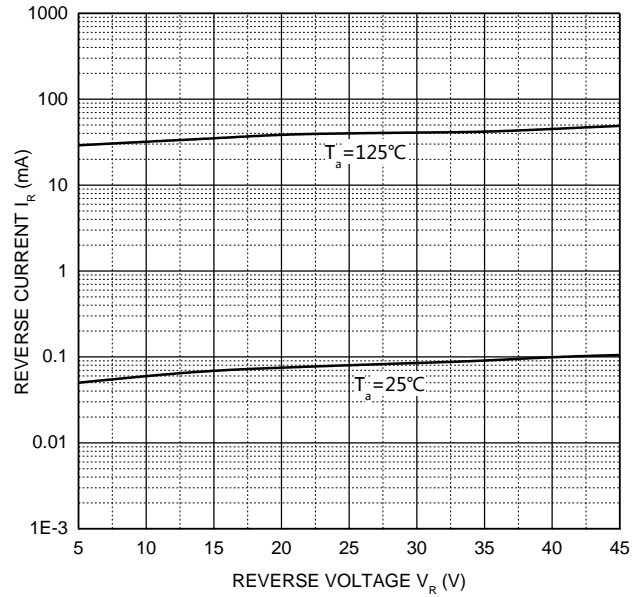
Parameter	Symbol	Test Condition	Min	Type	Max	Unit
Reverse voltage	V _(BR)	I _R =1mA	45			V
Reverse current	I _R	V _R =45V, T _a =25°C		100	500	μA
		V _R =45V, T _a =125°C		50		mA
Forward voltage	V _F	I _F =5A		0.35	0.40	V
		I _F =10A		0.39	0.45	V
		I _F =15A		0.42	0.50	V
Typical total capacitance	C _{tot}	V _R =4V, f=1MHz		3100		pF

Typical Characteristics

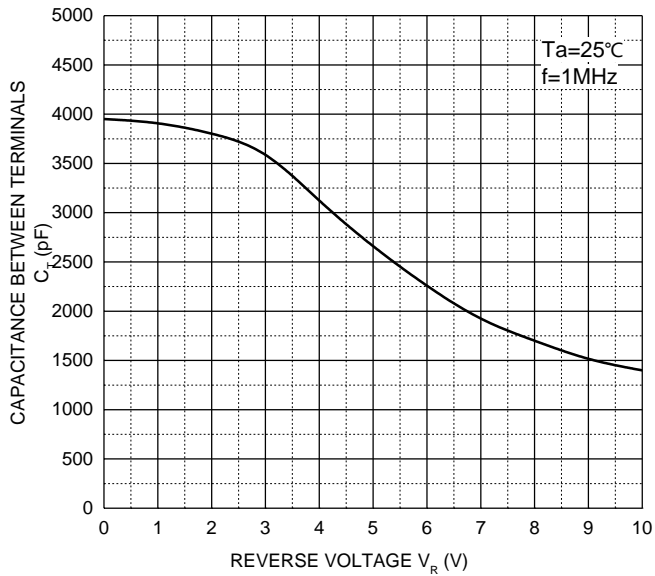
Forward Characteristics



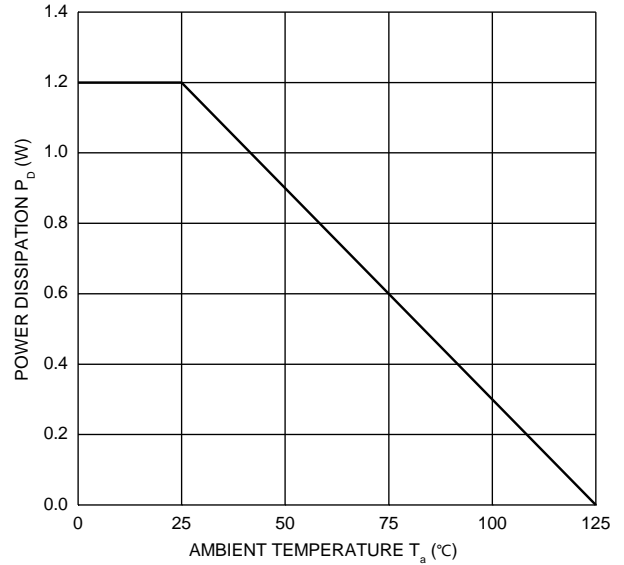
Reverse Characteristics



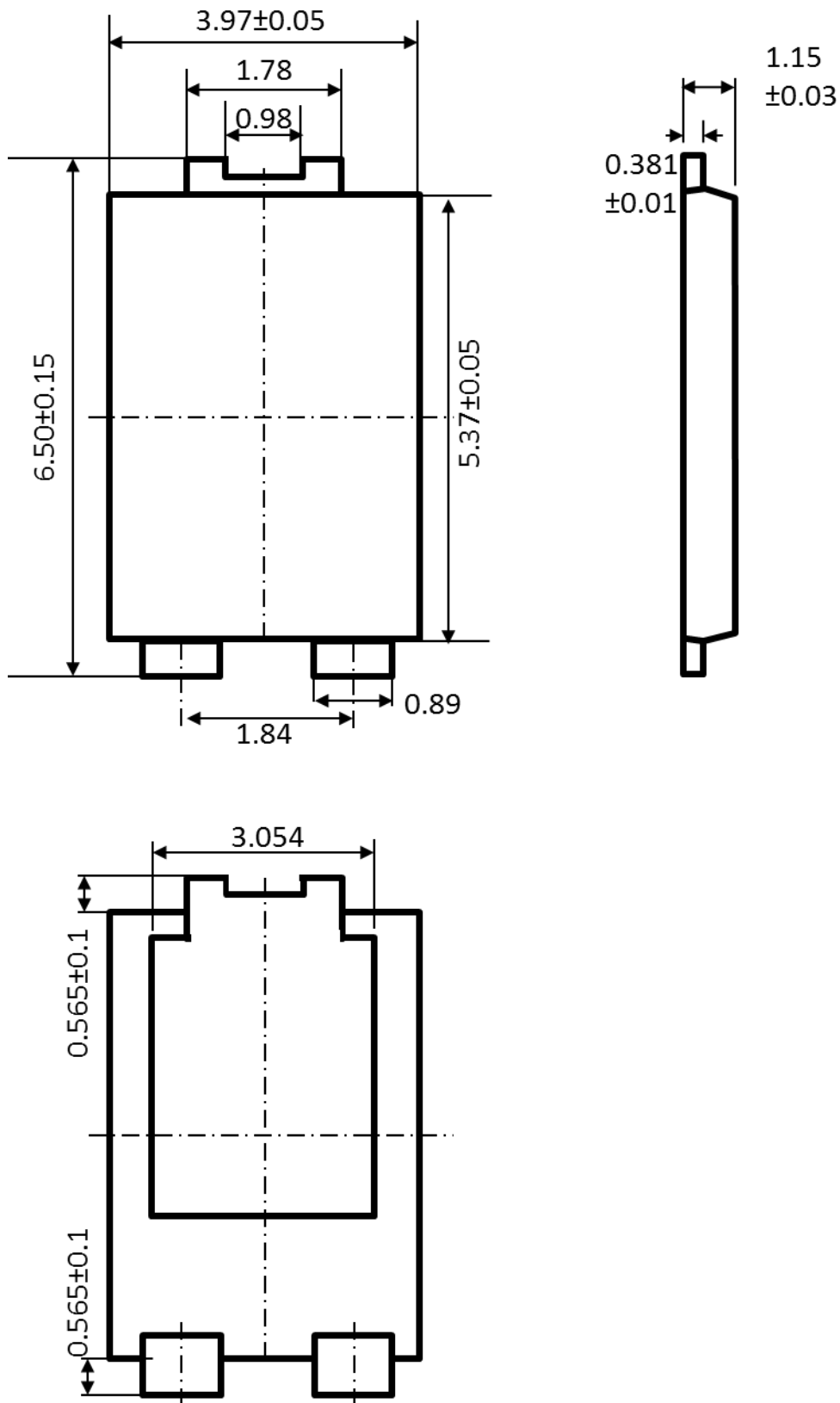
Capacitance Characteristics



Power Derating Curve

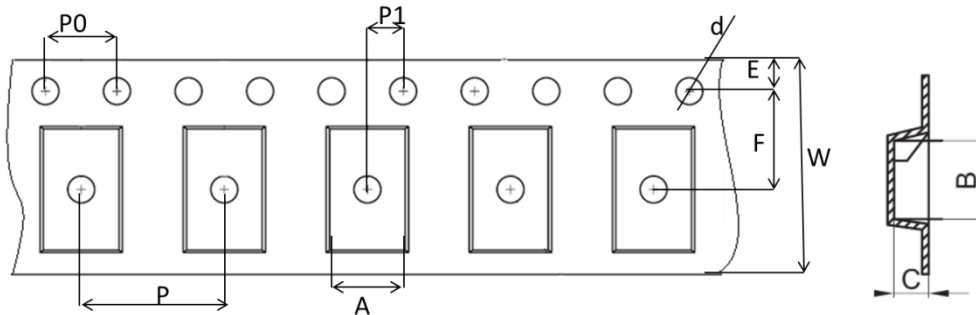


TO-277 Package Outline Dimensions



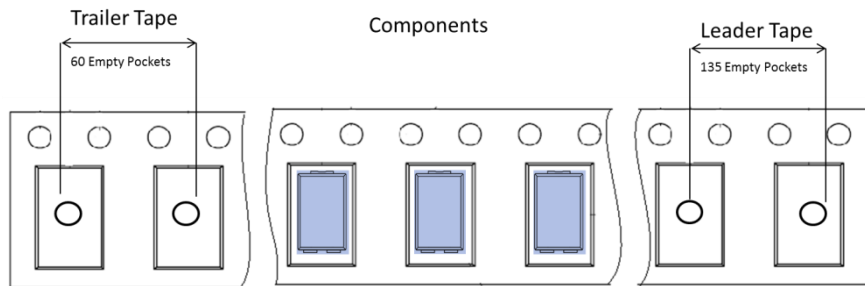
TO-277 Tape and Reel

TO-277 Embossed Carrier Tape

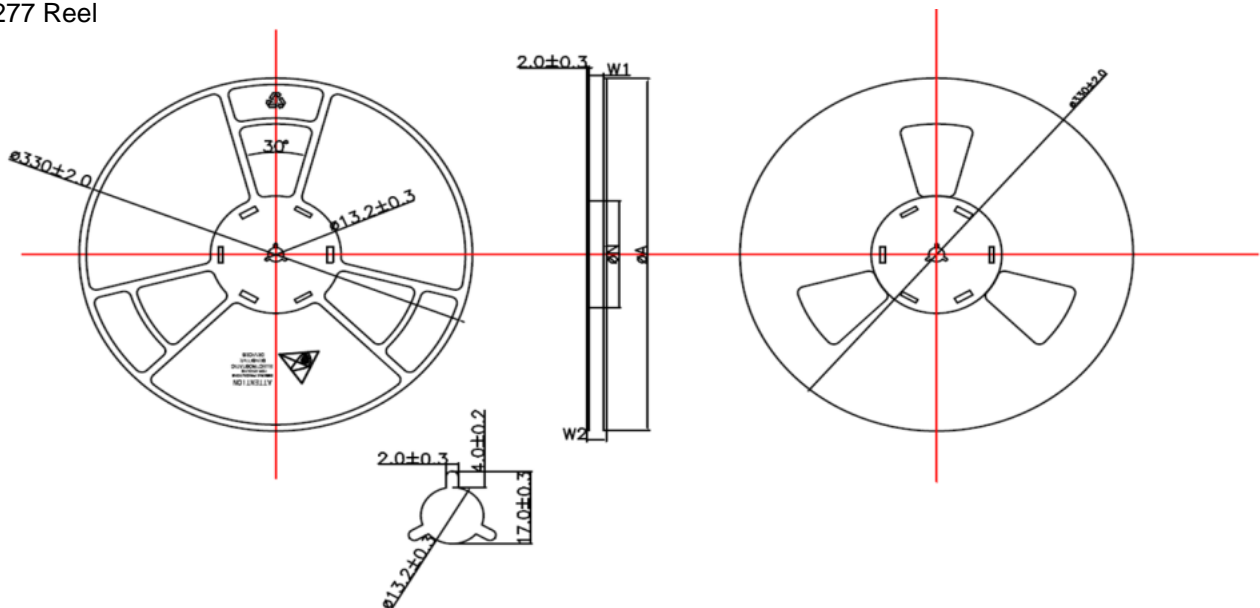


Dimensions are in millimeter										
Pkg type	A	B	C	d	E	F	P0	P	P1	W
TO-277	4.23	6.78	1.33	1.5	1.75	5.5	4	8	2	12

TO-277 Tape Leader and Trailer



TO-277 Reel



Dimensions are in millimeter					
TYPE	WIDTH	ϕA	ϕN	W1(MIN)	W2(MAX)
12		330 \pm 2.0	100 \pm 1.0	12.4	19.4

Reel	Reel Size	Box	Box Size(mm)	Carton	Carton Size(mm)	G.W.(kg)
5000pcs	13 inch	15000pcs	355 \times 340 \times 50	75000pcs	385 \times 257 \times 392	

单击下面可查看定价，库存，交付和生命周期等信息

[>>GP\(格瑞宝\)](#)