

### Product Summary

$V_{(BR)DSS}$	$R_{DS(on)TYP}$	$I_D$
30V	5.5mΩ@10V	18A
	6.5mΩ@4.5V	

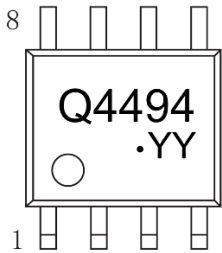
### Feature

- TrenchFET Power MOSFET
- Excellent  $R_{DS(on)}$
- Low Gate Charge

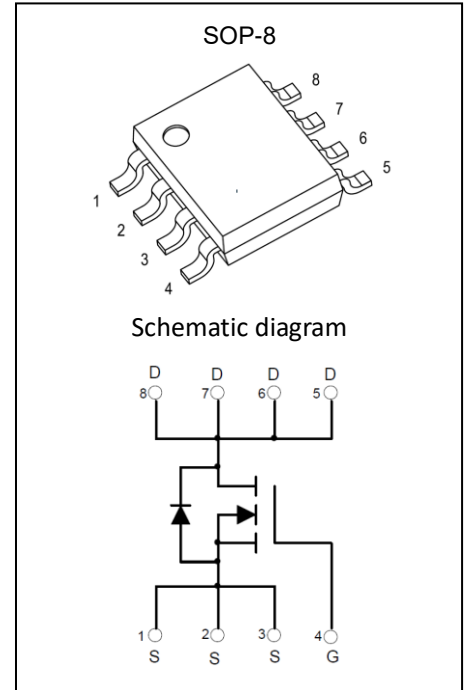
### Application

- Load Switch for Portable Devices
- Battery Switch

### MARKING:



Q4494 = Device code  
 YY = Date Code  
 Solid dot = Pin1 indicator  
 Solid dot = Green molding compound device,  
 If none, the normal device.



### ABSOLUTE MAXIMUM RATINGS ( $T_a=25^{\circ}C$ unless otherwise noted)

Parameter	Symbol	Value	Unit
Drain-Source Voltage	$V_{DS}$	30	V
Gate-Source Voltage	$V_{GS}$	$\pm 20$	V
Continuous Drain Current	$I_D$	18	A
Pulsed Drain Current	$I_{DM}$	54	A
Power Dissipation	$P_D$	1.4	W
Thermal Resistance from Junction to Ambient( $t \leq 10s$ )	$R_{\theta JA}$	89	$^{\circ}C/W$
Junction Temperature	$T_J$	150	$^{\circ}C$
Storage Temperature	$T_{STG}$	-55~ +150	$^{\circ}C$

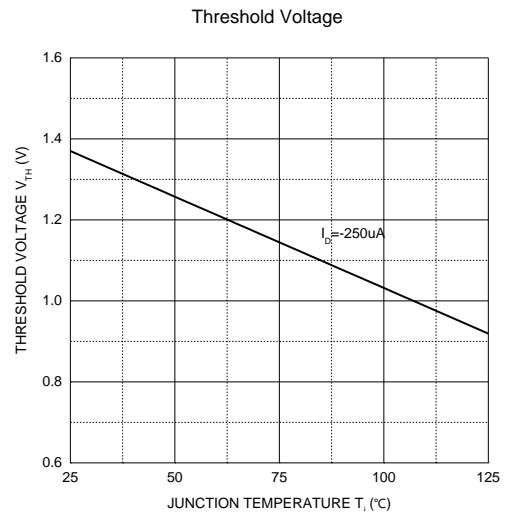
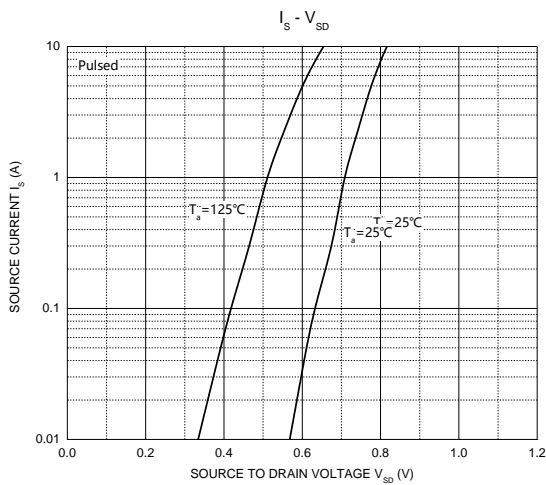
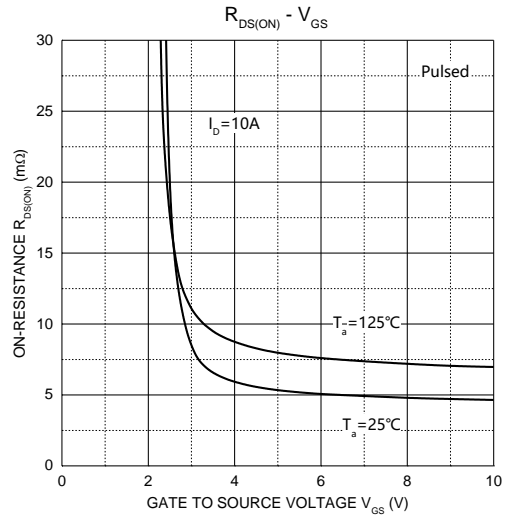
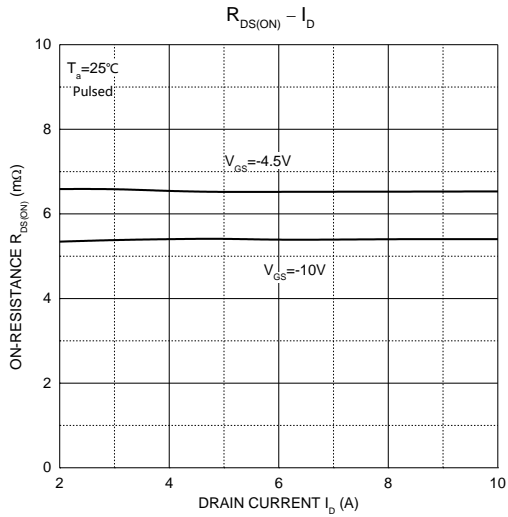
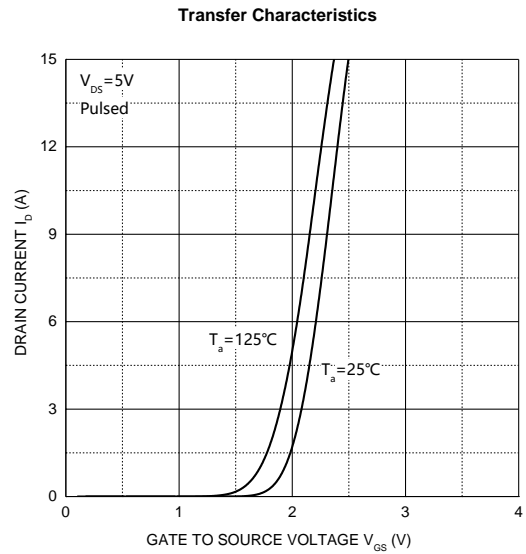
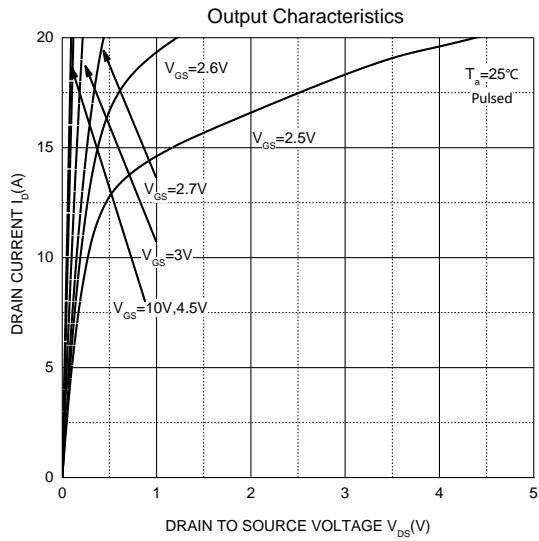
**MOSFET ELECTRICAL CHARACTERISTICS (T<sub>a</sub>=25°C unless otherwise noted)**

Parameter	Symbol	Test Condition	Min	Type	Max	Unit
<b>Static Characteristics</b>						
Drain-source breakdown voltage	V <sub>(BR)DSS</sub>	V <sub>GS</sub> = 0V, I <sub>D</sub> = 250μA	30			V
Zero gate voltage drain current	I <sub>DSS</sub>	V <sub>DS</sub> = 30V, V <sub>GS</sub> = 0V			1	μA
Gate-body leakage current	I <sub>GSS</sub>	V <sub>GS</sub> = ±20V, V <sub>DS</sub> = 0V			±0.1	μA
<b>On characteristics<sup>(1)</sup></b>						
Gate threshold voltage	V <sub>GS(th)</sub>	V <sub>DS</sub> = V <sub>GS</sub> , I <sub>D</sub> = 250μA	1	1.4	2.5	V
Drain-source on-resistance	R <sub>DS(on)</sub>	V <sub>GS</sub> = 10V, I <sub>D</sub> = 10A		5.5	6.5	mΩ
		V <sub>GS</sub> = 4.5V, I <sub>D</sub> = 10A		6.5	8.5	
Forward transconductance	g <sub>FS</sub>	V <sub>DS</sub> = 5V, I <sub>D</sub> = 10A		27		S
<b>Dynamic characteristics<sup>(2)</sup></b>						
Input capacitance	C <sub>iss</sub>	V <sub>DS</sub> = 15V, V <sub>GS</sub> = 0V, f = 1MHz		4200		pF
Output capacitance	C <sub>oss</sub>			390		
Reverse transfer capacitance	C <sub>rss</sub>			350		
<b>Switching characteristics<sup>(2)</sup></b>						
Total gate charge	Q <sub>g</sub>	V <sub>DS</sub> = 15V, V <sub>GS</sub> = 10V, I <sub>D</sub> = 18A		60		nC
Gate-source charge	Q <sub>gs</sub>			13		
Gate-drain charge	Q <sub>gd</sub>			16		
Turn-on delay time	t <sub>d(on)</sub>	V <sub>DS</sub> = 15V, V <sub>GS</sub> = 10V, R <sub>L</sub> = 0.83Ω, R <sub>GEN</sub> = 3Ω		14		ns
Turn-on rise time	t <sub>r</sub>			8		
Turn-off delay time	t <sub>d(off)</sub>			45		
Turn-off fall time	t <sub>f</sub>			9		
<b>Drain-Source Diode Characteristics</b>						
Drain-source diode forward voltage <sup>(1)</sup>	V <sub>SD</sub>	V <sub>GS</sub> = 0V, I <sub>S</sub> = 10A		0.81	1.2	V
Continuous drain-source diode forward current	I <sub>S</sub>				18	A
Pulsed drain-source diode forward current	I <sub>SM</sub>				54	

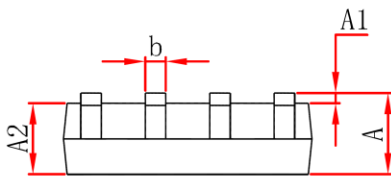
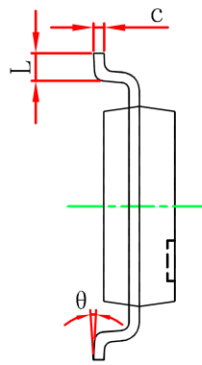
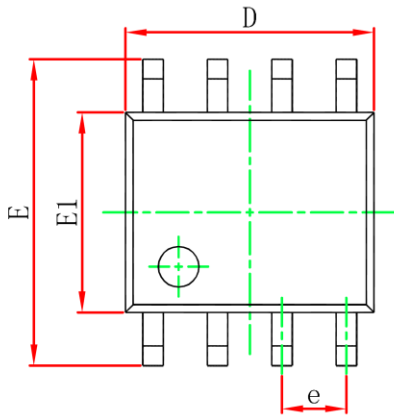
**Notes:**

1. Pulse test; pulse width ≤ 300μs, duty cycle ≤ 2%.
2. Guaranteed by design, not subject to production testing.

**Typical Electrical and Thermal Characteristics**



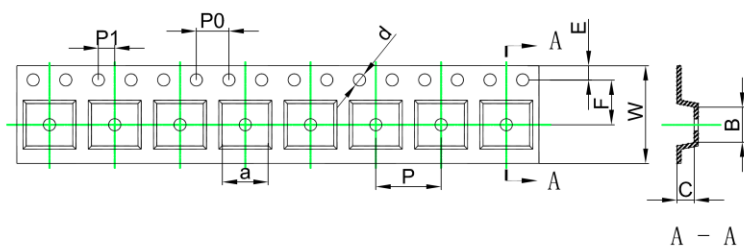
## SOP-8 Package Information



Symbol	Dimensions In Millimeters		Dimensions In Inches	
	Min	Max	Min	Max
A	1.350	1.750	0.053	0.069
A1	0.100	0.250	0.004	0.010
A2	1.350	1.550	0.053	0.061
b	0.330	0.510	0.013	0.020
c	0.170	0.250	0.007	0.010
D	4.800	5.000	0.189	0.197
e	1.270 (BSC)		0.050 (BSC)	
E	5.800	6.200	0.228	0.244
E1	3.800	4.000	0.150	0.157
L	0.400	1.270	0.016	0.050
$\theta$	0°	8°	0°	8°

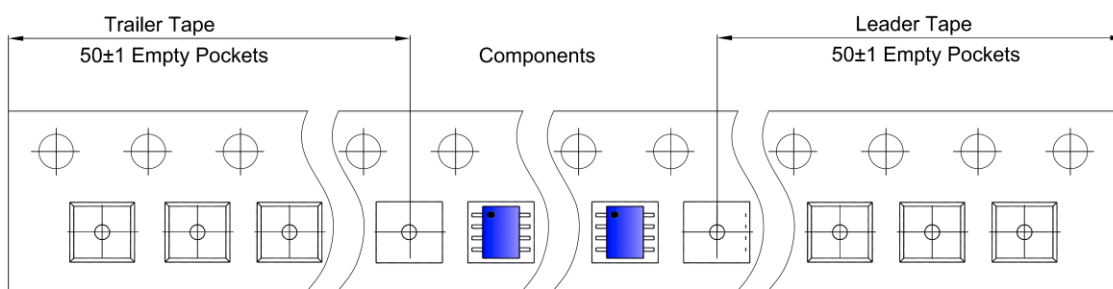
**SOP-8 Package Information**

SOP8 Embossed Carrier Tape

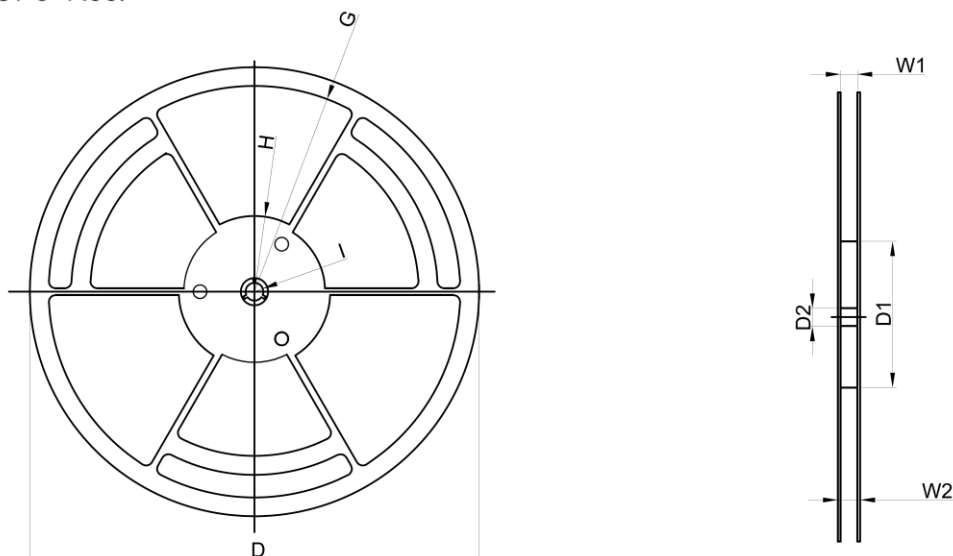


Dimensions are in millimeter										
Pkg type	a	B	C	d	E	F	P0	P	P1	W
SOP8	6.40	5.40	2.10	Ø1.50	1.75	5.50	4.00	8.00	2.00	12.00

SOP8 Tape Leader and Trailer



SOP8 Reel



Dimensions are in millimeter								
Reel Option	D	D1	D2	G	H	I	W1	W2
13" Dia	Ø330.00	100.00	13.00	R151.00	R56.00	R6.50	12.40	17.60

REEL	Reel Size	Box	Box Size(mm)	Carton	Carton Size(mm)	G.W.(kg)
4,000 pcs	13 inch	8,000 pcs	360×360×65	64,000 pcs	565×380×390	

单击下面可查看定价，库存，交付和生命周期等信息

[>>GP\(格瑞宝\)](#)