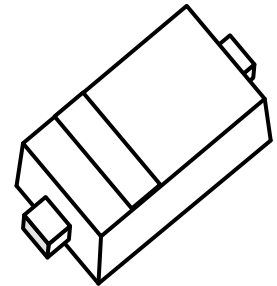


RB520G-30 Schottky Barrier Diode
Feature

- Small surface mounting type
- Low reverse current and low forward voltage
- High Reliability

MARKING:

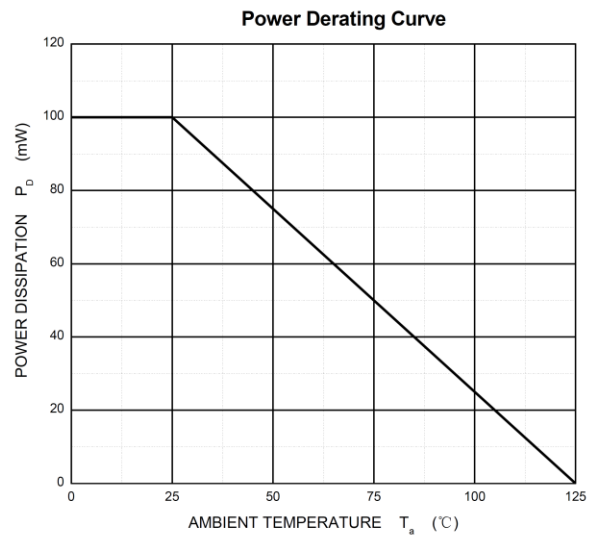
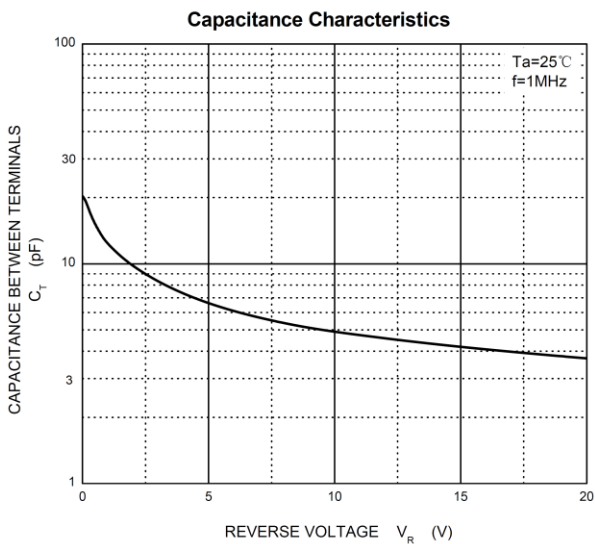
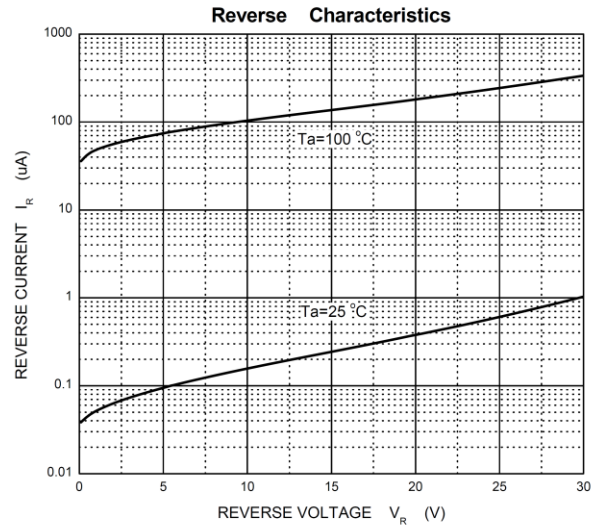
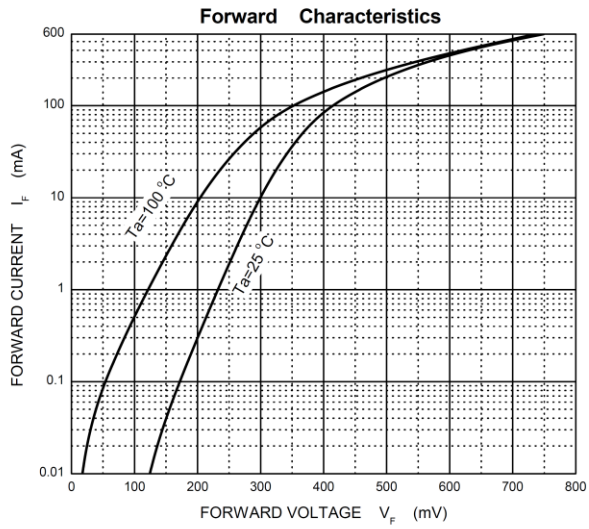
SOD-723

ABSOLUTE MAXIMUM RATINGS ($T_a=25^{\circ}\text{C}$ unless otherwise noted)

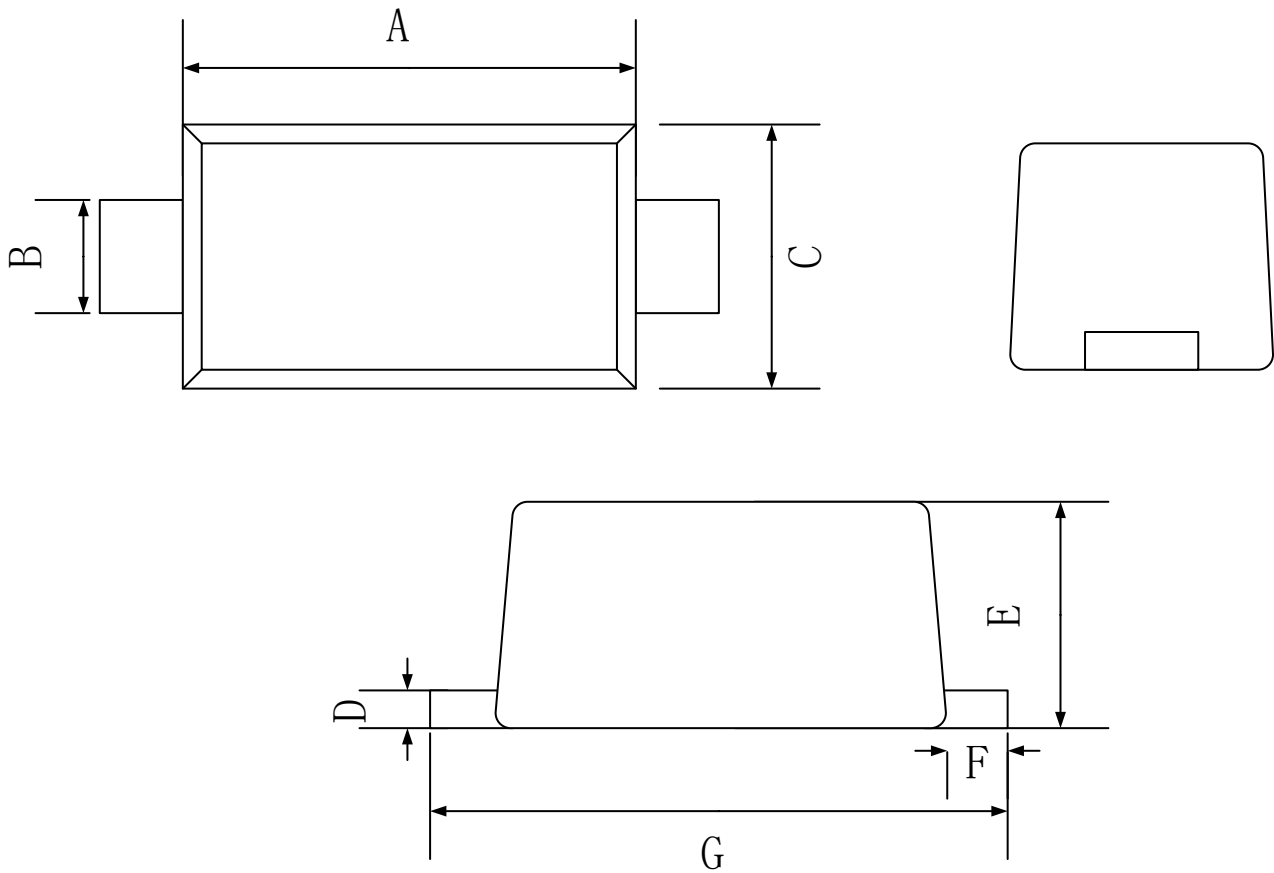
Parameter	Symbol	Value	Unit
DC reverse voltage	V_R	30	V
Mean rectifying current	I_o	0.2	A
Non-repetitive Peak Forward Surge Current @ $t=8.3\text{ms}$	I_{FSM}	0.5	A
Power Dissipation	P_D	0.1	W
Thermal Resistance from Junction to Ambient	$R_{\theta JA}$	1000	$^{\circ}\text{C}/\text{W}$
Junction Temperature	T_J	125	$^{\circ}\text{C}$
Storage Temperature Range	T_{STG}	-55 ~ +150	$^{\circ}\text{C}$

ELECTRICAL CHARACTERISTICS ($T_a=25^{\circ}\text{C}$ unless otherwise noted)

Parameter	Symbol	Test Condition	Min	Type	Max	Unit
Reverse voltage	V_{BR}	$I_R = 100\mu\text{A}$	30			V
Forward voltage	V_F	$I_F = 10\text{mA}$			0.45	V
		$I_F = 200\text{mA}$			0.6	V
Reverse current	I_R	$V_R = 10\text{V}$			1	μA

Typical Characteristics



SOD-723 Package Outline Dimensions


Symbol	Dimensions In Millimeters		
	Min.	Typ.	Max.
A	0.90	1.00	1.10
B	0.23	0.28	0.32
C	0.50	0.60	0.70
D	0.05	0.10	0.15
E	0.47	0.52	0.57
F	0.15	0.20	0.25
G	1.30	1.40	1.50

单击下面可查看定价，库存，交付和生命周期等信息

[>>GP\(格瑞宝\)](#)