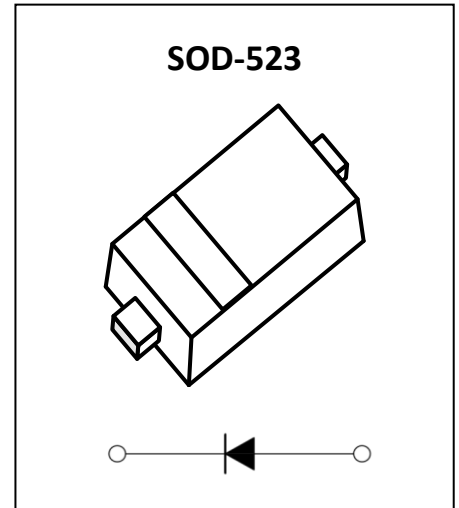


**RB520S-40 Schottky Barrier Diode**

**Feature**

- Small surface mounting type
- Low IR
- High Reliability



**MARKING:**



**ABSOLUTE MAXIMUM RATINGS (T<sub>a</sub>=25°C unless otherwise noted)**

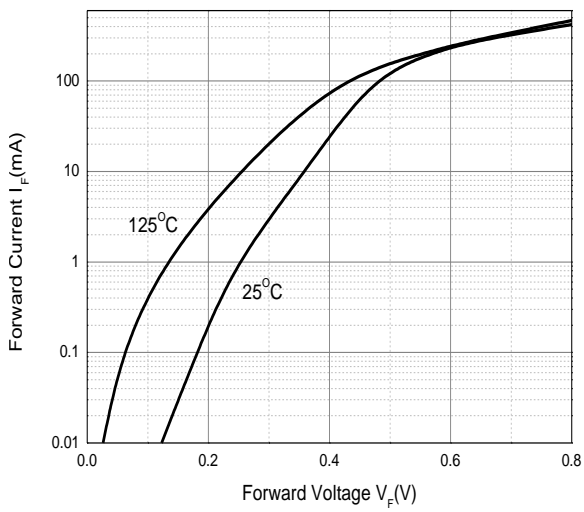
Parameter	Symbol	Value	Unit
DC reverse voltage	V <sub>R</sub>	40	V
Mean rectifying current	I <sub>o</sub>	0.2	A
Non-repetitive Peak Forward Surge Current @ t=8.3ms	I <sub>FSM</sub>	1	A
Power Dissipation	P <sub>D</sub>	0.15	W
Thermal Resistance from Junction to Ambient	R <sub>θJA</sub>	667	°C/W
Junction Temperature	T <sub>J</sub>	125	°C
Storage Temperature Range	T <sub>STG</sub>	-55 ~ +150	°C

**ELECTRICAL CHARACTERISTICS (T<sub>a</sub>=25°C unless otherwise noted)**

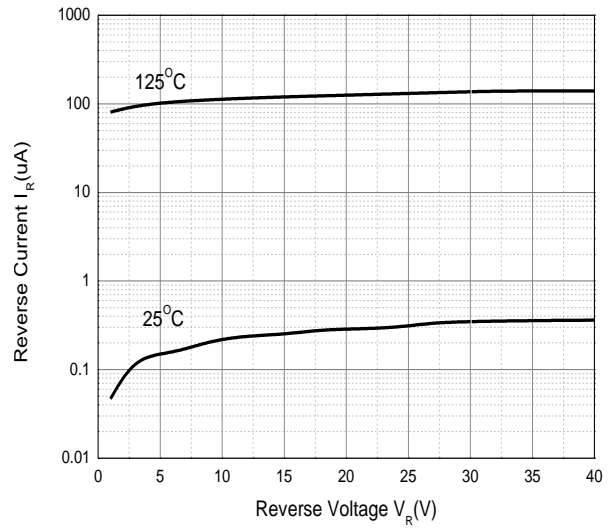
Parameter	Symbol	Test Condition	Min	Type	Max	Unit
Reverse voltage	V <sub>BR</sub>	I <sub>R</sub> = 100μA	40			V
Forward voltage	V <sub>F</sub>	I <sub>F</sub> = 10mA			0.39	V
		I <sub>F</sub> = 100mA			0.55	V
Reverse current	I <sub>R</sub>	V <sub>R</sub> = 10V			1	μA
		V <sub>R</sub> = 40V			10	μA

**Typical Characteristics**

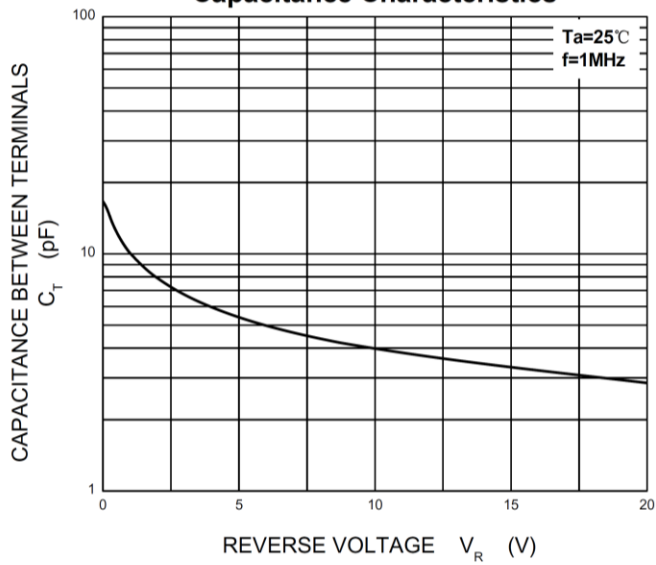
Forward Characteristics



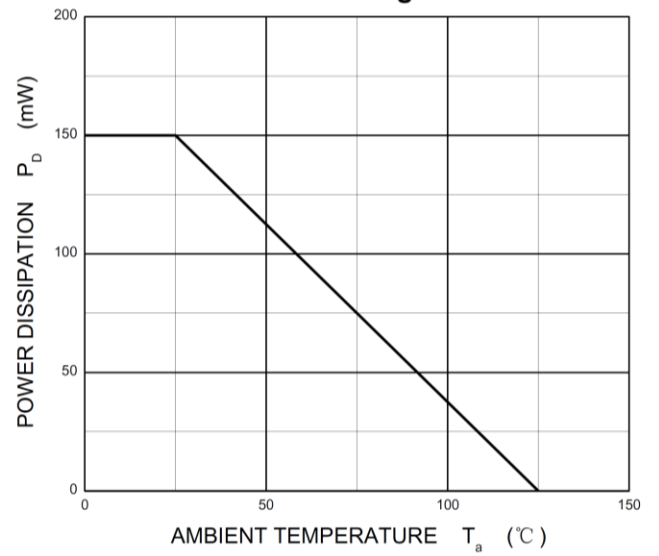
Reverse Characteristics



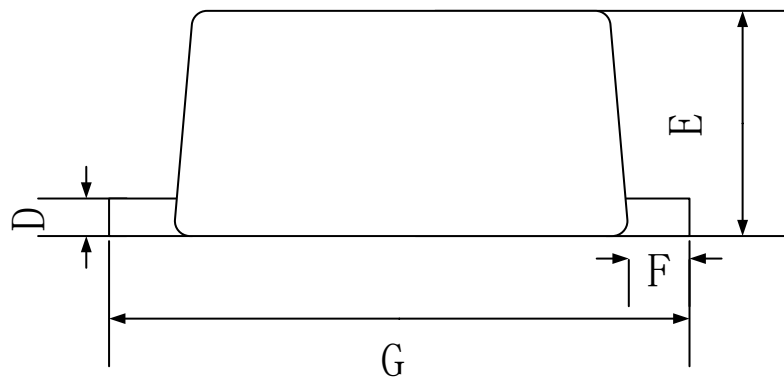
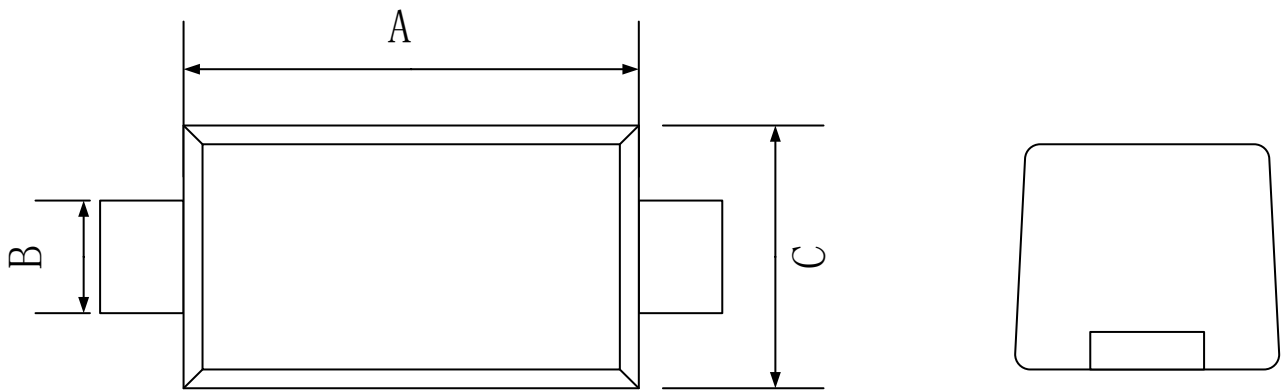
Capacitance Characteristics



Power Derating Curve



**SOD-523 Package Outline Dimensions**



Symbol	Dimensions In Millimeters		
	Min.	Typ.	Max.
A	1.10	1.20	1.30
B	0.25	0.30	0.35
C	0.75	0.80	0.85
D	0.08	0.10	0.15
E	0.45	0.65	0.70
F	0.20 REF		
G	1.50	1.60	1.70

单击下面可查看定价，库存，交付和生命周期等信息

[>>GP\(格瑞宝\)](#)