

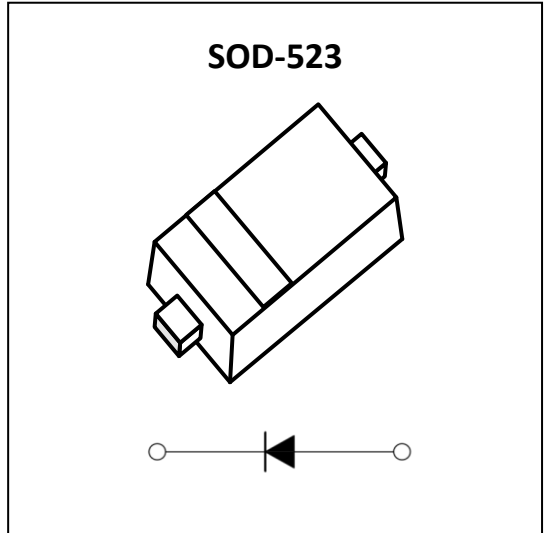


SD103AX Schottky Barrier Diode

Feature

- Low Forward Voltage Drop
- Low VF
- Low IR
- High Reliability

MARKING:



ABSOLUTE MAXIMUM RATINGS (T_a=25°C unless otherwise noted)

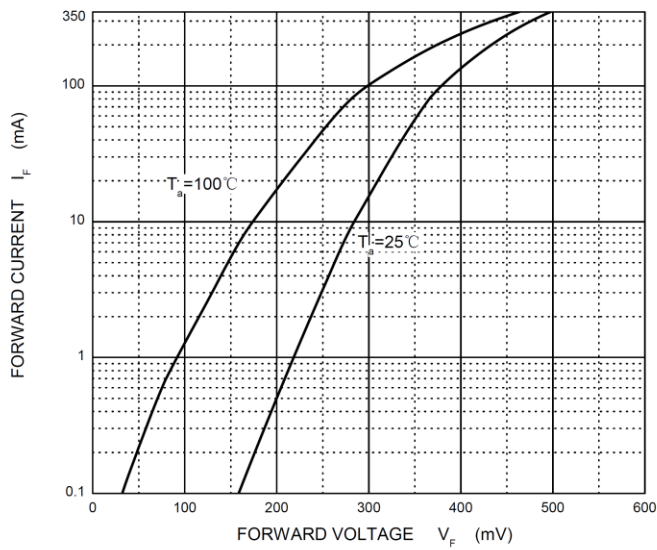
Parameter	Symbol	Value	Unit
DC reverse voltage	V _R	40	V
Forward Continuous Current	I _{FM}	0.35	A
Non-repetitive Peak Forward Surge Current @ t=8.3ms	I _{FSM}	2	A
Power Dissipation	P _D	0.2	W
Thermal Resistance from Junction to Ambient	R _{θJA}	667	°C/W
Junction Temperature	T _J	125	°C
Storage Temperature	T _{STG}	-55 ~ +150	°C

ELECTRICAL CHARACTERISTICS (T_a=25°C unless otherwise noted)

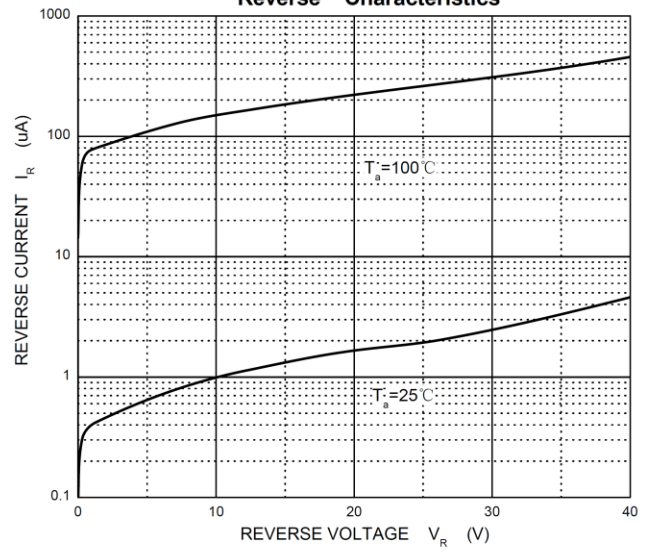
Parameter	Symbol	Test Condition	Min	Type	Max	Unit
Reverse voltage	V _{BR}	I _R =100μA	40			V
Forward voltage	V _F	I _F =1mA		0.27		V
		I _F =5mA		0.32		V
		I _F =20mA			0.37	V
		I _F =200mA			0.60	V
Reverse current	I _R	V _R =10V			1	μA
		V _R =20V			2	μA
		V _R =30V			5	μA
Capacitance between terminals	C _T	V _R =0, f=1MHz		50		pF

Typical Characteristics

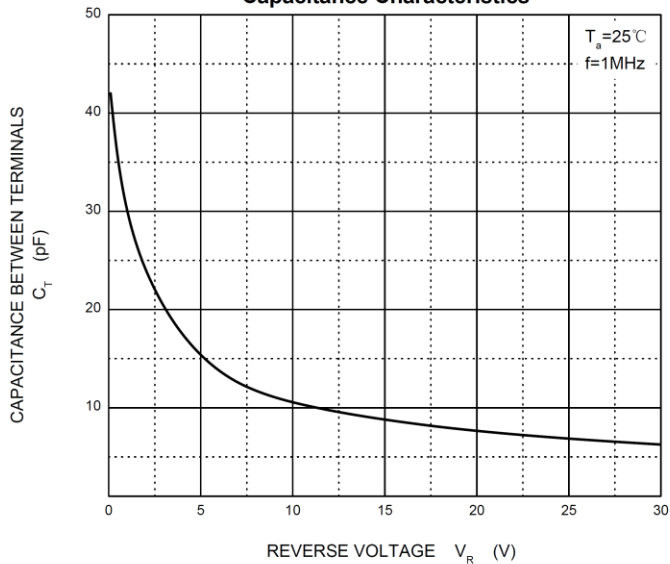
Forward Characteristics



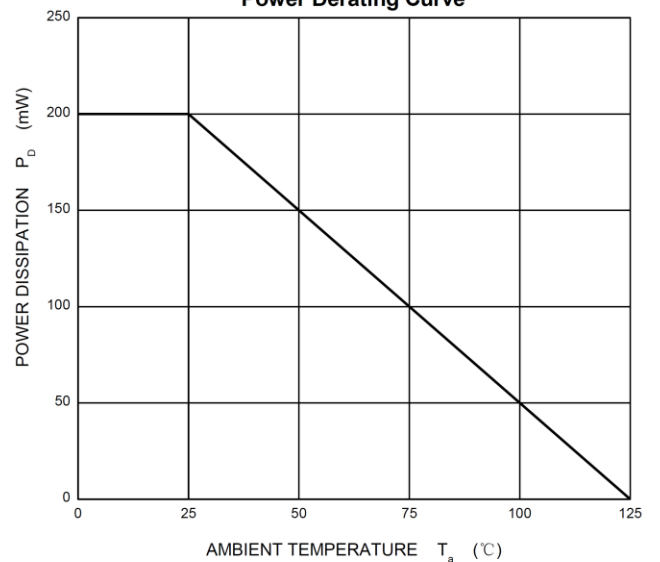
Reverse Characteristics

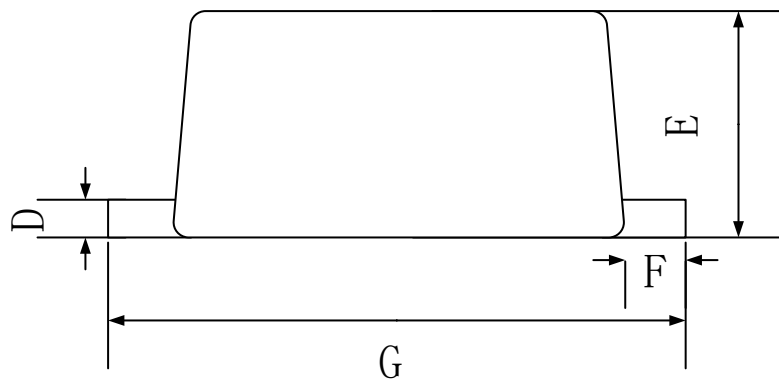
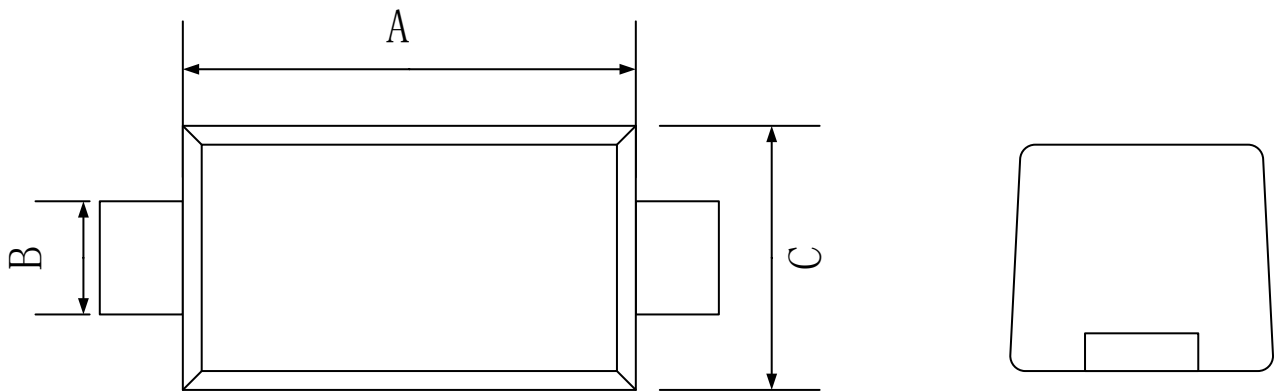


Capacitance Characteristics



Power Derating Curve



SOD-523 Package Outline Dimensions


Symbol	Dimensions In Millimeters		
	Min.	Typ.	Max.
A	1.10	1.20	1.30
B	0.25	0.30	0.35
C	0.75	0.80	0.85
D	0.08	0.10	0.15
E	0.45	0.65	0.70
F	0.20 REF		
G	1.50	1.60	1.70

单击下面可查看定价，库存，交付和生命周期等信息

[>>GP\(格瑞宝\)](#)