

H3-ETC1-1-13TR

4.5-3000MHz 50Ω 1:1 Balun

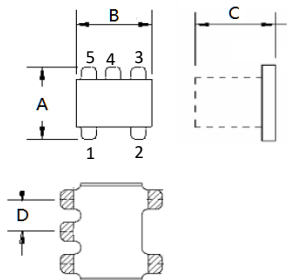
APPLICATIONS

Ideally suited for high volume cellular and wireless applications.

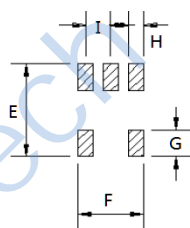
FEATURES

- Surface mount
- Impedance ratio: 1:1
- Available on tape and reel
- RoHS compliant and Pb free
- 260°C reflow compatible

DIMENSIONS



Land Pattern



A	B	C
3.81	3.81	2.75
D		
1.27		

E	F	G
4.83	3.30	1.40
H	J	
0.76	1.27	

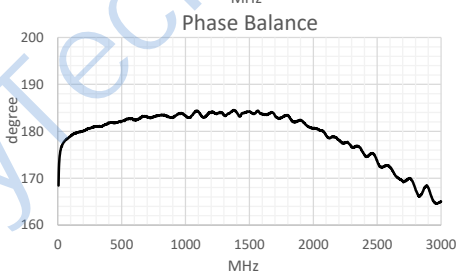
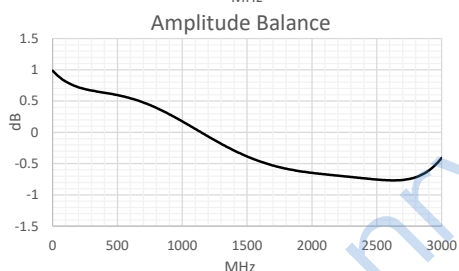
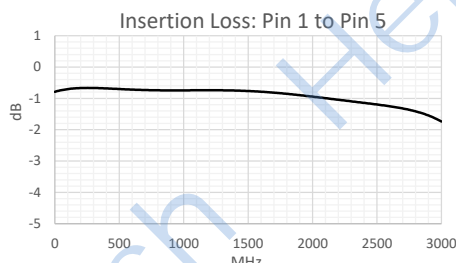
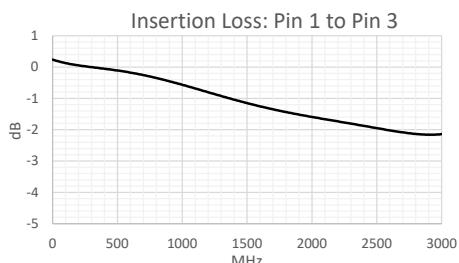
Unless otherwise stated dimensions are in mm

Tolerance: .xx ± 0.25, .xxx ± 0.05

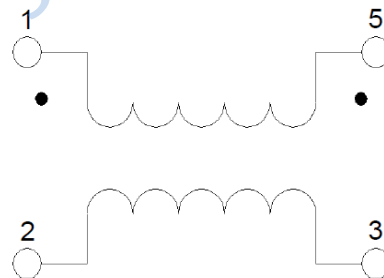
ELECTRICAL SPECIFICATIONS@25°C:

Parameters (P#: ENA PORT)	frequency band	Min.	Typ.	Max.	Unit
Port Impedance, Z0 (P1 / P2 / P3)			50/25/25		Ohm
Insertion Loss	4.5-1000MHz		0.6	1.0	dB
	1000-2000MHz		1.7	2.0	dB
	2000-3000MHz		2.3	3.5	dB
Amplitude Balance	-		-	±1.0	dB
Phase Balance (Nominal 180°)	-		-	±20	°

TEST CURVE



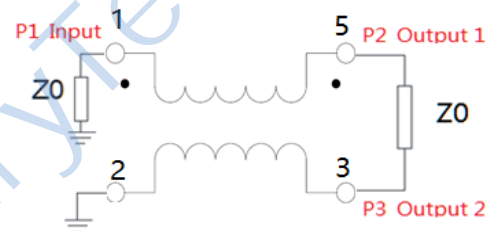
FUNCTIONAL SCHEMATIC



Pin Configuration

Pin No.	Function
1	Primary Dot
2	Primary
3	Secondary
4	Not Connected (ground)
5	Secondary Dot

APPLICATION & TEST CIRCUIT



Z0=50 Ω

ABSOLUTE MAXIMUM RATINGS

Parameter	Value
Input Power	250mW MAX
DC Current	30mA MAX
Operating Temperature Range	-55 to 85°C

Tel: +86-28-85589664

E-mail: mr_li@henglitaitech.com

Web: www.hltchips.com

Adress: No.198 Tianqin East Street, Gaoxin W Downloaded From Oneyac.com

单击下面可查看定价，库存，交付和生命周期等信息

[>>HenryTech\(恒利泰\)](#)