

H3-MABA-007159-CT1A40

4.5-3000MHz 50Ω 1:1 Balun

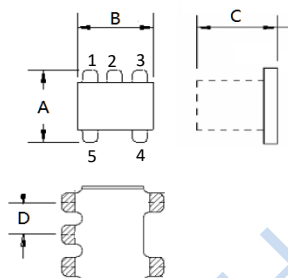
APPLICATIONS

• Ideally suited for high volume cellular and wireless application.

FEATURES

- Surface mount
- Impedance ratio: 1:1
- Available on tape and reel
- RoHS compliant and Pb free
- 260°C reflow compatible

DIMENSIONS

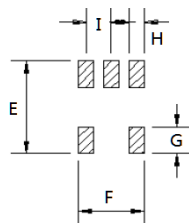


A	B	C
3.81	3.81	2.90
D		
1.27		

Unless otherwise stated dimensions are in mm

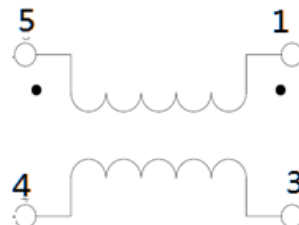
Tolerance: .xx ± 0.25, .xxx ± 0.05

Land Pattern



E	F	G
4.83	3.30	1.40
H	J	
0.76	1.27	

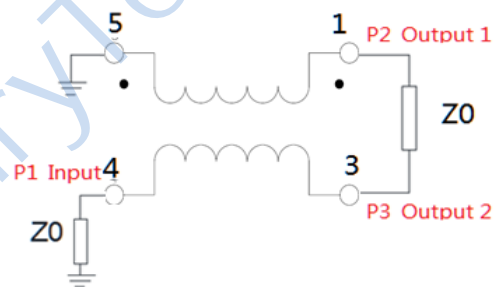
FUNCTIONAL SCHEMATIC



PIN CONFIGURATION

Pin No.	Function
1	Secondary Dot
2	Not Connected
3	Secondary
4	Primary
5	Primary Dot

APPLICATION & TEST CIRCUIT



ELECTRICAL SPECIFICATIONS@25°C:

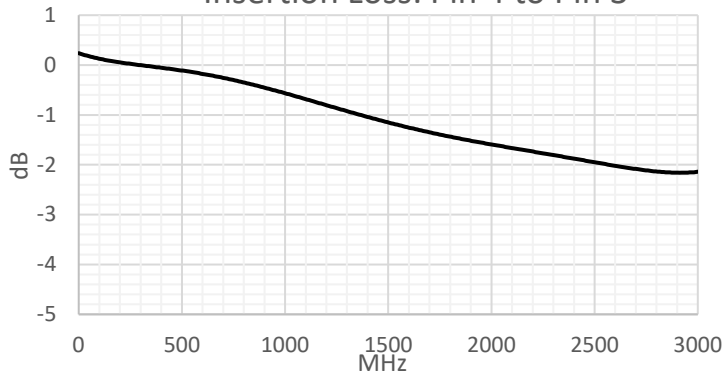
Parameters (P#: ENA PORT)	frequency band	Min.	Typ.	Max.	Unit
Port Impedance, Z0 (P1 / P2 / P3)			50/ 25/ 25		Ohm
Insertion Loss	4.5-1000MHz		0.6	1.0	dB
	1000-2000MHz		1.7	2.0	dB
	2000-3000MHz		2.3	3.5	dB
Amplitude Balance	4.5-1000MHz		-	±1.0	dB
Phase Balance (Nominal 180°)	4.5-1000MHz		3	±20	°

ABSOLUTE MAXIMUM RATINGS

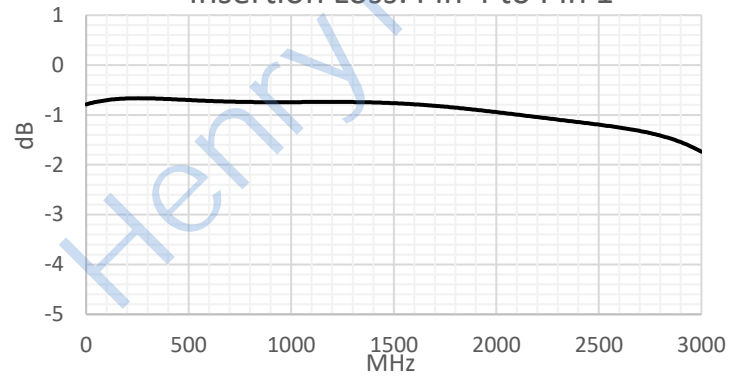
Parameter	Value
Input Power	250mW MAX
DC Current	30mA MAX
Operating Temperature Range	-40 to 85°C

TEST CURVE

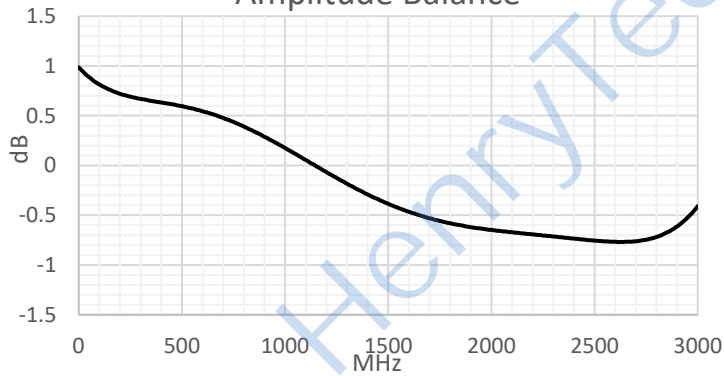
Insertion Loss: Pin 4 to Pin 3



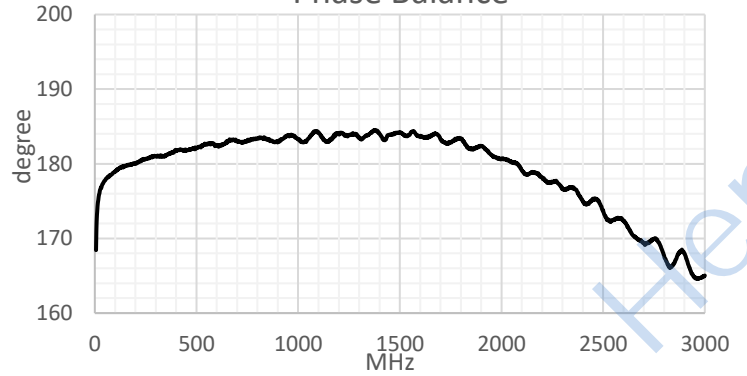
Insertion Loss: Pin 4 to Pin 1



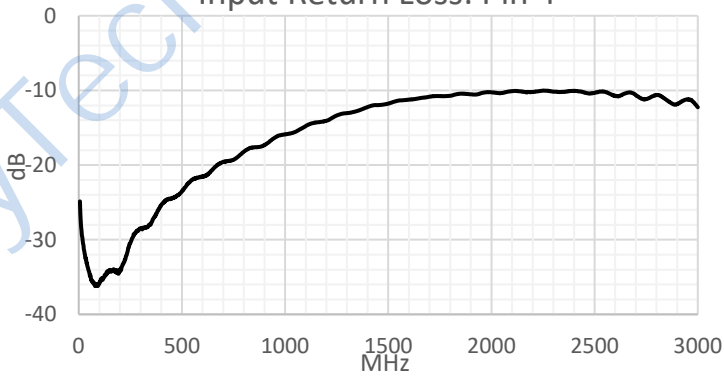
Amplitude Balance



Phase Balance



Input Return Loss: Pin 4



单击下面可查看定价，库存，交付和生命周期等信息

[>>HenryTech\(恒利泰\)](#)