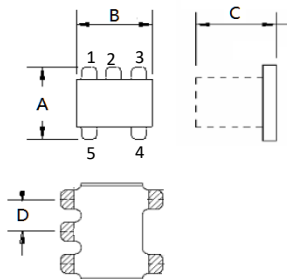


H3-TC1-1T+

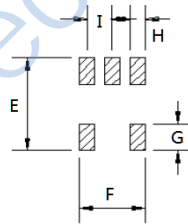
0.4-500MHz 50Ω 1:1 Balun

- **APPLICATIONS**
- Ideally suited for high volume cellular and wireless applications.
- **FEATURES**
- Surface mount
- Impedance ratio: 1:1
- Available on tape and reel
- RoHS compliant and Pb free
- 260°C reflow compatible
- CT on Secondary

DIMENSIONS



Land Pattern



A	B	C
3.81	3.81	2.90 Max
D		
1.27		

E	F	G
4.83	3.30	1.40
H	J	
0.76	1.27	


Unless otherwise stated dimensions are in mm

Tolerance: .xx ± 0.25, .xxx ± 0.05

ELECTRICAL SPECIFICATIONS@25°C:

Parameters (P#: ENA PORT)	frequency band	Min.	Typ.	Max.	Unit
Port Impedance, Z0 (P1 / P2 / P3)			50/25/25		Ohm
Insertion Loss	1-100MHz		0.5	1.0	dB
	0.5-300MHz		1.1	2.0	dB
	0.4-500MHz		2.2	3.0	dB
Return Loss	1-100MHz	15.0	18.0		dB
	0.5-300MHz	7.0	10.0		dB
	0.4-500MHz	5.0	7.0		dB
Amplitude Balance	1-100MHz		0.1	±0.5	dB
	0.5-300MHz		0.3	±1.0	dB
	0.4-500MHz		0.9	±1.5	dB
Phase Balance (Nominal 180°)	1-100MHz		1.0	±5	Deg
	0.5-300MHz		2.0	±7	Deg
	0.4-500MHz		3.0	±10	Deg
CMRR	1-100MHz	30	45		dB
	0.5-300MHz	25	34		dB
	0.4-500MHz	20	26		dB

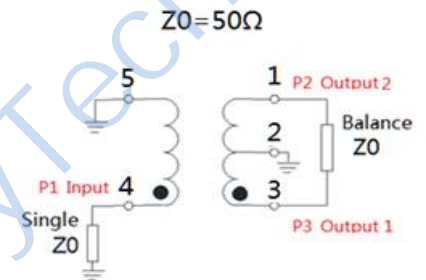
FUNCTIONAL SCHEMATIC



PIN CONFIGURATION

Pin No.	Function
1	Secondary
2	Secondary CT
3	Secondary Dot
4	Primary Dot
5	Primary

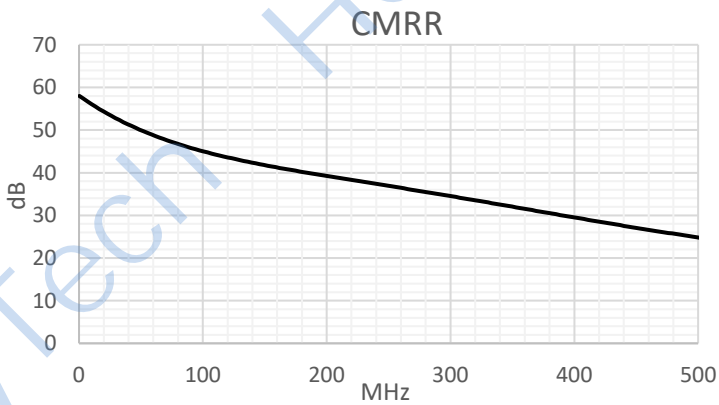
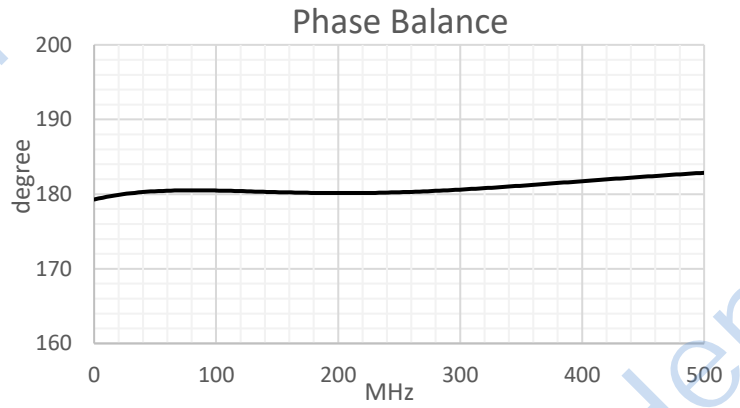
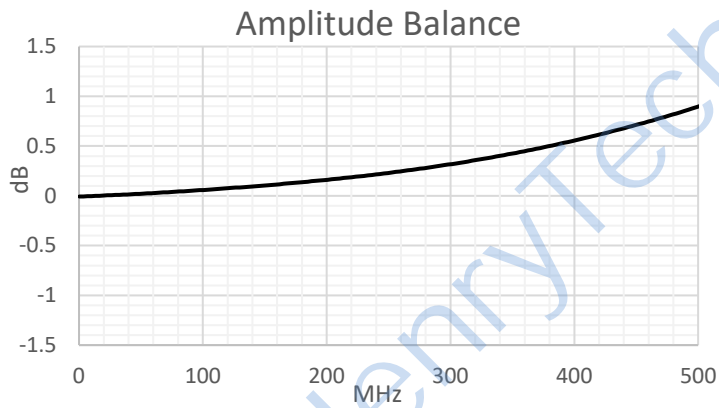
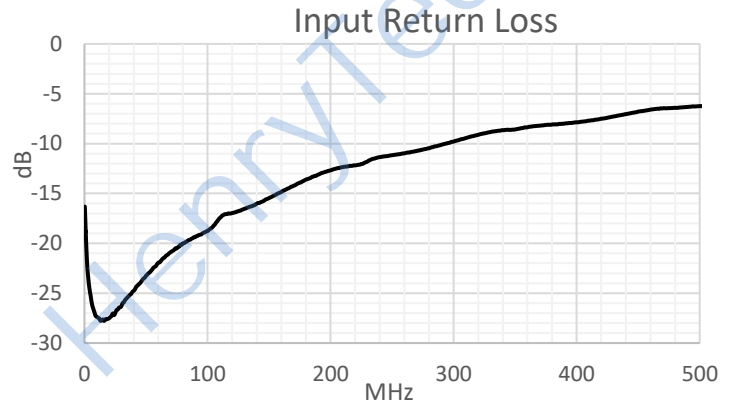
APPLICATION & TEST CIRCUIT



ABSOLUTE MAXIMUM RATINGS

Parameter	Value
Input Power	250mW MAX
DC Current	30mA MAX
Operating Temperature Range	-40 to 85°C

TEST CURVE



单击下面可查看定价，库存，交付和生命周期等信息

[>>HenryTech\(恒利泰\)](#)