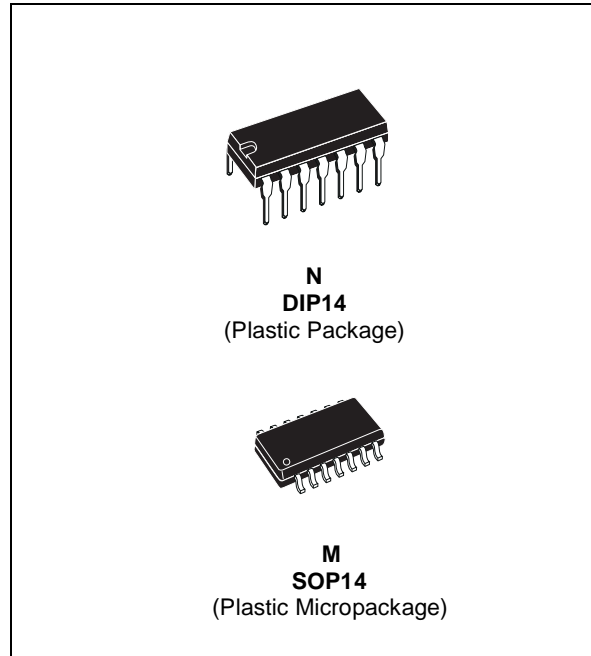


QUADRUPLE OPERATIONAL AMPLIFIERS

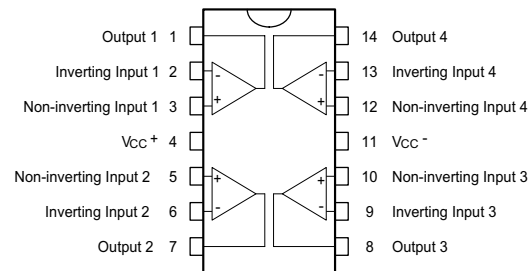
- LOW SUPPLY CURRENT: 0.53mA/AMPLIFIER
- CLASS AB OUTPUT STAGE: NO CROSS OVER DISTORTION
- PIN COMPATIBLE WITH LM124
- LOW INPUT OFFSET VOLTAGE: 1mV
- LOW INPUT OFFSET CURRENT: 2nA
- LOW INPUT BIAS CURRENT: 30nA
- GAIN BANDWIDTH PRODUCT: 1.3MHz
- HIGH DEGREE OF ISOLATION BETWEEN AMPLIFIERS: 120dB
- OVERLOAD PROTECTION FOR INPUTS AND OUTPUTS

DESCRIPTION

The LM148 consists of four independent, high gain internally compensated, low power operational amplifiers which have been designed to provide functional characteristics identical to those of the familiar UA741 operational amplifier. In addition the total supply current for all four amplifiers is compatible to the supply current of a single UA741 type op amp. Other features include input offset current and input bias current which are much less than those of a standard UA741. Also, excellent isolation between amplifiers has been achieved by independently biasing each amplifier and using layout techniques which minimize thermal coupling.



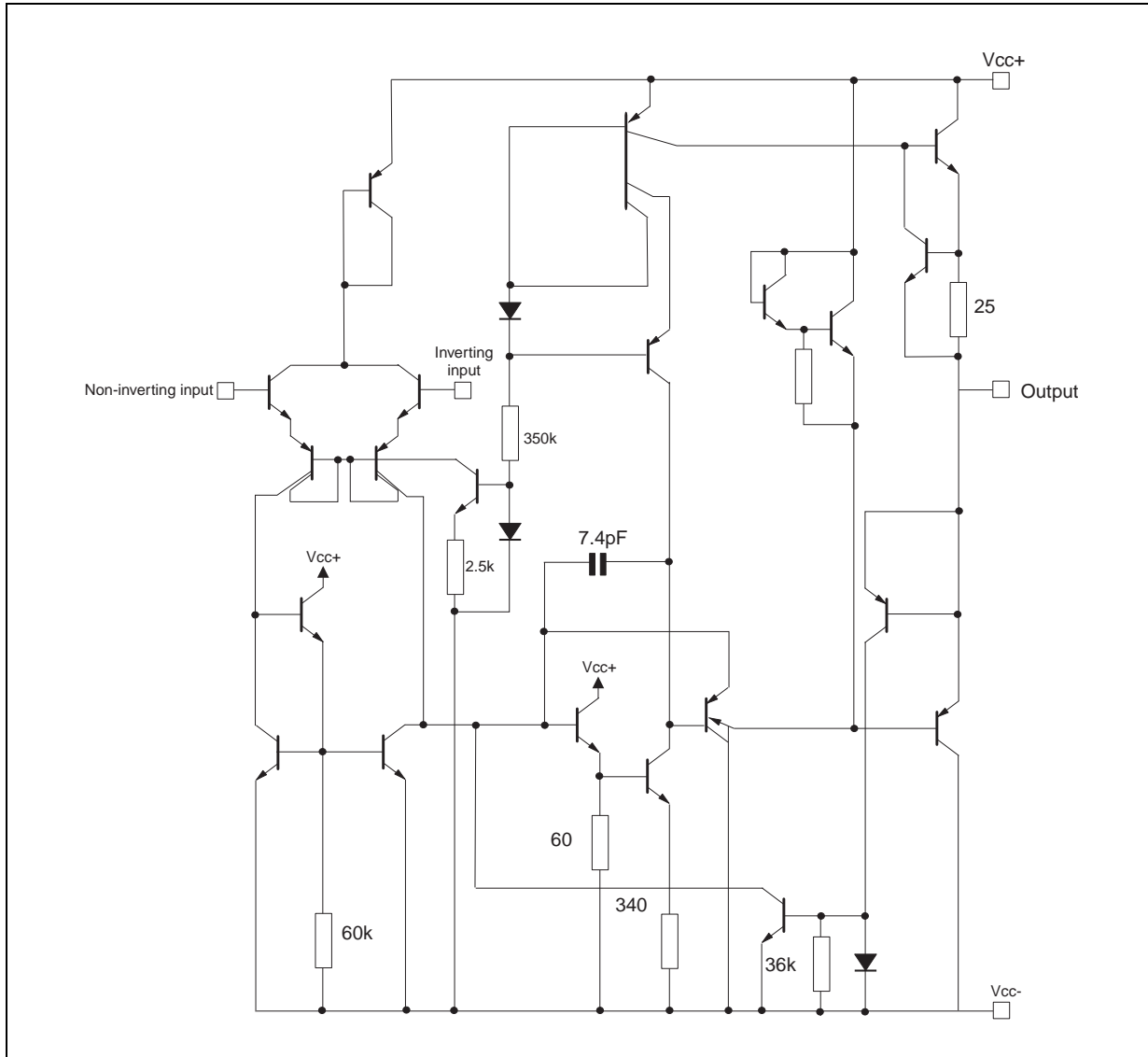
PIN CONNECTIONS (top view)



ORDERING INFORMATION

DEVICE	Package Type	MARKING	Packing	Packing Qty
LM148N	DIP14	LM148	TUBE	1000/box
LM248N		LM248	TUBE	1000/box
LM348N		LM348	TUBE	1000/box
LM148M/TR	SOP14	LM148	REEL	2500/reel
LM248M/TR		LM248	REEL	2500/reel
LM348M/TR		LM348	REEL	2500/reel

SCHEMATIC DIAGRAM



ABSOLUTE MAXIMUM RATINGS

Symbol	Parameter	LM148	LM248	LM348	Unit
V_{CC}	Supply voltage	±22			V
V_i	Input Voltage ¹⁾	±22			V
V_{id}	Differential Input Voltage	±44			V
	Output Short-circuit Duration ²⁾	Infinite			
P_{tot}	Power Dissipation	500			mW
T_{oper}	Operating Free-air Temperature Range	-55 to +125	-40 to +105	0 to +70	°C
T_{stg}	Storage Temperature Range	-65 to +150			°C

1. For supply voltage less than maximum value, the absolute maximum input voltage is equal to the supply voltage.

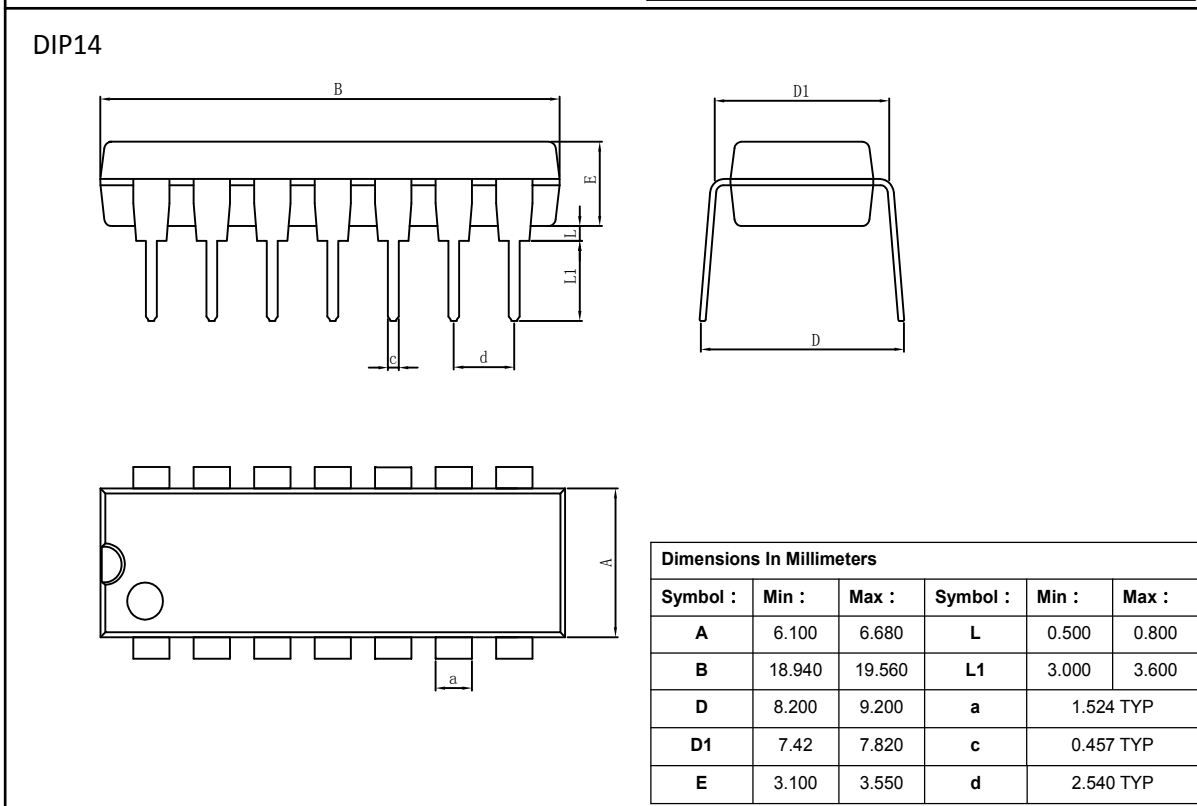
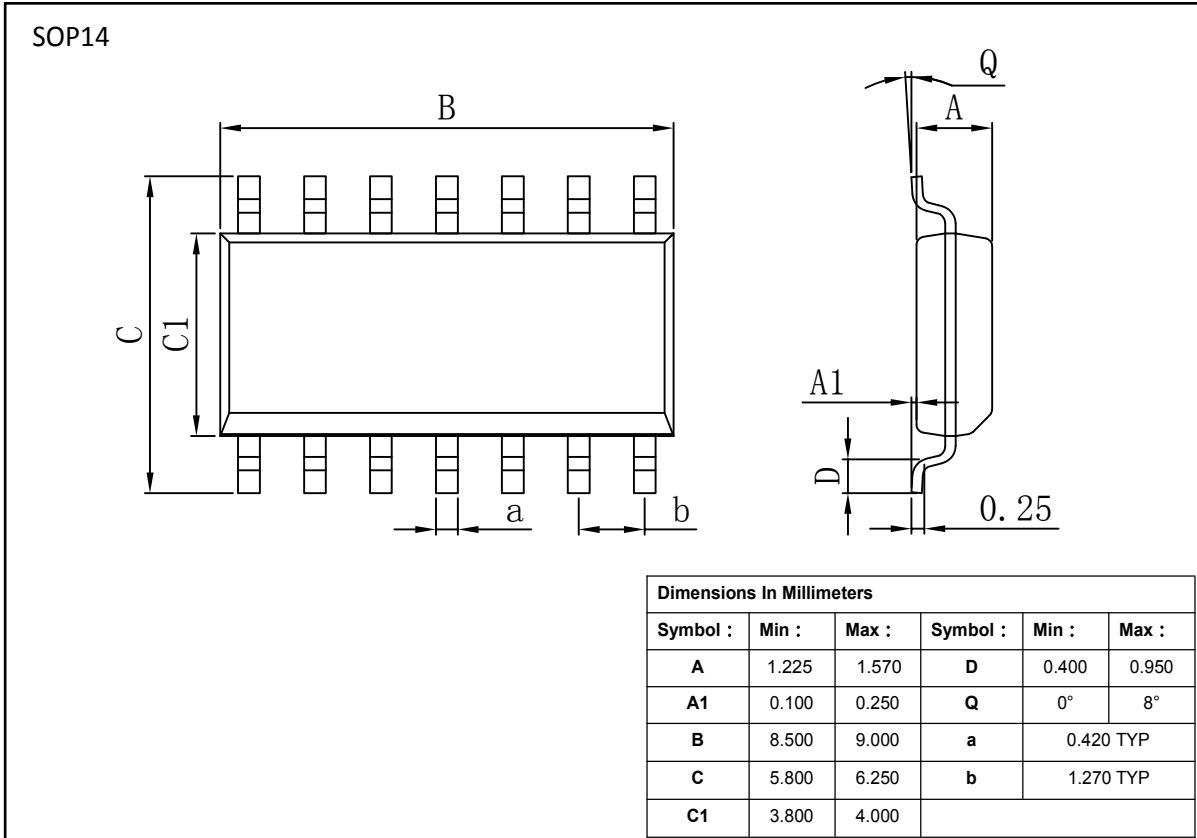
2. Any of the amplifier outputs can be shorted to ground indefinitely; however more than one should not be simultaneously shorted as the maximum junction will be exceeded.

ELECTRICAL CHARACTERISTICS

$V_{CC} = \pm 15V$, $T_{amb} = 25^{\circ}C$ (unless otherwise specified)

Symbol	Parameter	Min.	Typ.	Max.	Unit
V_{io}	Input Offset Voltage ($R_s \leq 10k\Omega$) $T_{amb} = 25^{\circ}C$ $T_{min} \leq T_{amb} \leq T_{max}$		1	5 6	mV
I_{io}	Input Offset Current $T_{amb} = 25^{\circ}C$ $T_{min} \leq T_{amb} \leq T_{max}$		2	25 75	nA
I_{ib}	Input Bias Current $T_{amb} = 25^{\circ}C$ $T_{min} \leq T_{amb} \leq T_{max}$		30	100 300	nA
A_{vd}	Large Signal Voltage Gain ($V_o = \pm 10V$, $R_L = 2k\Omega$) $T_{amb} = 25^{\circ}C$ $T_{min} \leq T_{amb} \leq T_{max}$	50 25	160		V/mV
SVR	Supply Voltage Rejection Ratio ($R_s \leq 10k\Omega$) $T_{amb} = 25^{\circ}C$ $T_{min} \leq T_{amb} \leq T_{max}$	77 77	100		dB
I_{cc}	Supply Current, all Amp, no load $T_{amb} = 25^{\circ}C$ $T_{min} \leq T_{amb} \leq T_{max}$		2.1	3.6 4.8	mA
V_{icm}	Input Common Mode Voltage Range $T_{amb} = 25^{\circ}C$ $T_{min} \leq T_{amb} \leq T_{max}$	± 12 ± 12			
CMR	Common Mode Rejection Ratio ($R_s \leq 10k\Omega$) $T_{amb} = 25^{\circ}C$ $T_{min} \leq T_{amb} \leq T_{max}$	70 70	110		dB
I_{os}	Output Short-circuit Current $T_{amb} = 25^{\circ}C$	10	25	35	mA
$\pm V_{opp}$	Output Voltage Swing $T_{amb} = 25^{\circ}C$ $T_{min} \leq T_{amb} \leq T_{max}$				V
SR	Slew Rate ($V_I = \pm 10V$, $R_L = 10k\Omega$, $C_L = 100pF$, unity Gain)	0.25	0.5		V/ μs
t_r	Rsie Time ($V_I = \pm 10V$, $R_L = 10k\Omega$, $C_L = 100pF$, unity Gain)		0.3		μs
K_{OV}	Overshoot ($V_I = \pm 10V$, $R_L = 10k\Omega$, $C_L = 100pF$, unity Gain)		5		%
R_I	Input Resistance	0.8	2.5		M Ω
GBP	Gain Bandwith Product ($V_I = 10$ mV, $R_L = 10k\Omega$, $C_L = 100pF$ $f = 100kHz$)	0.7	1.3		MHz
THD	Total Harmonic Distortion ($f = 1kHz$, $A_v = 20dB$, $R_L = 10k\Omega$ $C_L = 100pF$, $V_o = 2V_{pp}$)		0.08		%
e_n	Equivalent Input Noise Voltage ($f = 1kHz$, $R_s = 100\Omega$)		40		$\frac{nV}{\sqrt{Hz}}$
V_{o1}/V_{o2}	Channel Separation		120		dB

PACKAGE



Important statement:

Huaguan Semiconductor Co,Ltd. reserves the right to change the products and services provided without notice. Customers should obtain the latest relevant information before ordering, and verify the timeliness and accuracy of this information.

Customers are responsible for complying with safety standards and taking safety measures when using our products for system design and machine manufacturing to avoid potential risks that may result in personal injury or property damage.

Our products are not licensed for applications in life support, military, aerospace, etc., so we do not bear the consequences of the application of these products in these fields.

Our documentation is only permitted to be copied without any tampering with the content, so we do not accept any responsibility or liability for the altered documents.

单击下面可查看定价，库存，交付和生命周期等信息

[>>HGSEMI\(华冠\)](#)