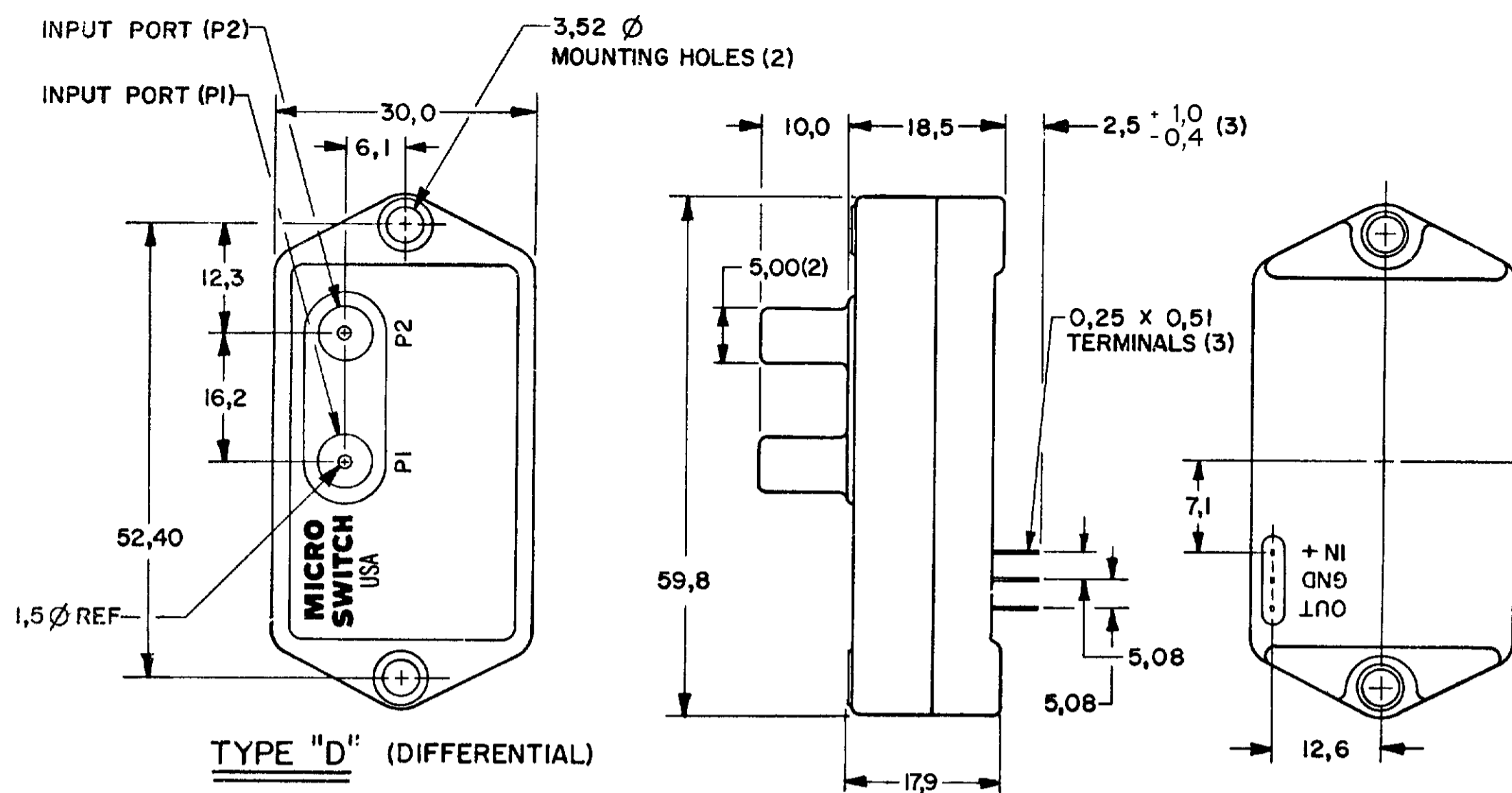
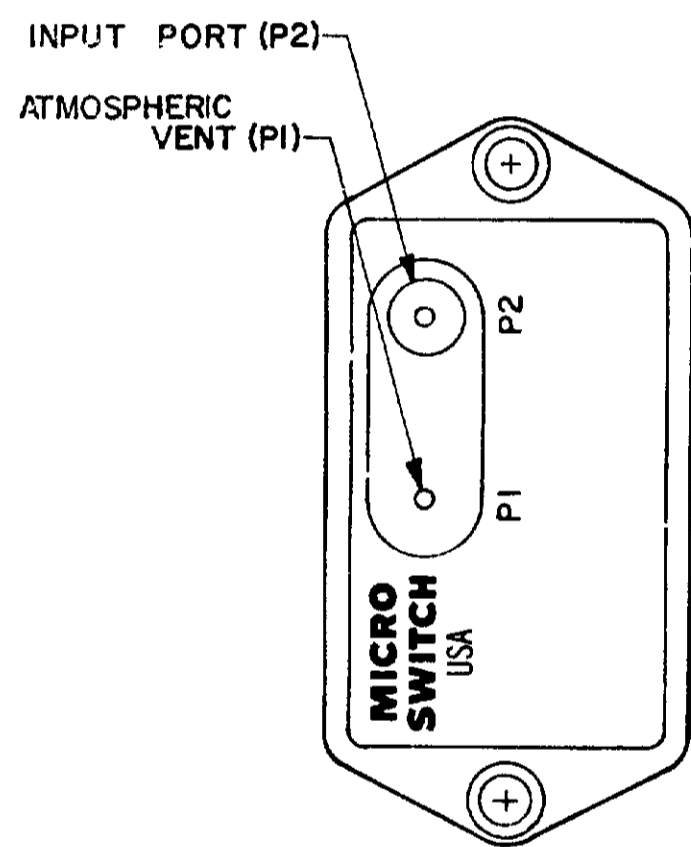


METRIC	INCH
0,4	.016
0,25	.010
0,51	.020
1,0	.039
1,5	.04
2,5	.099
3,52	.139
5,00	.197
5,08	.200
6,1	.240
7,1	.280
10,0	.39
12,3	.484
12,6	.496
16,2	.64
17,9	.70
18,5	.73
30,0	1.18
52,40	2.06
59,8	2.35

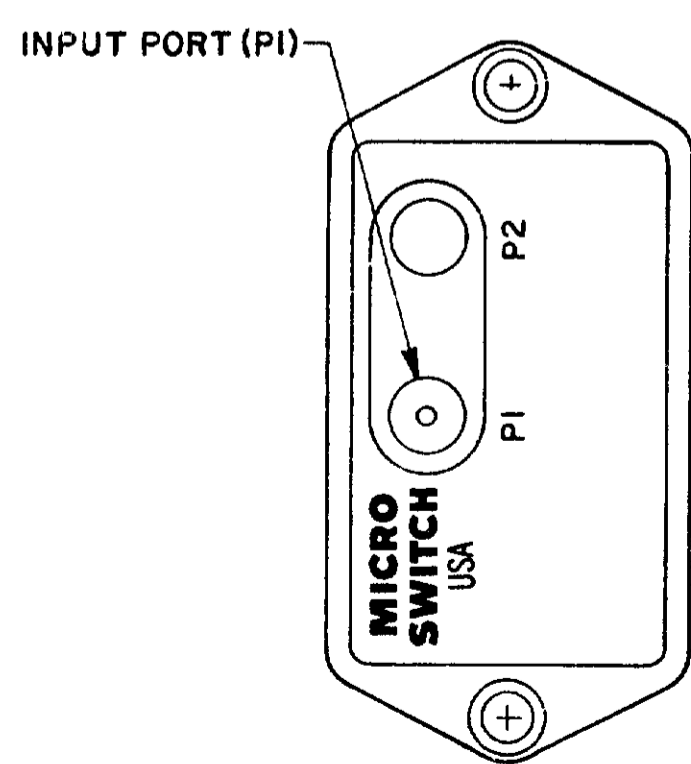
CATALOG LISTING	TYPE	OPERATING PRESSURE RANGE
141PC01D	D	0 TO -1.0 PSID
ⓑ	G	0 TO -1.0 PSIG
142PC01D	D	0 TO 1.0 PSID
142PC01G	G	0 TO 1.0 PSIG



TYPE "D" (DIFFERENTIAL)



TYPE "G" (GAGE)



TYPE "A" (ABSOLUTE)

GENERAL OPERATING CHARACTERISTICS	
PRESSURE RANGE	0 TO 51.7 mmHg (0 TO 1 PSI)
OVERPRESSURE	1035 mmHg (20 PSI)
TEMPERATURE RANGES	STORAGE -55 TO +125°C OPERATE -40 TO +85°C COMPENSATED -18 TO +63°C
SUPPLY VOLTAGE	7 TO 16 VDC
SUPPLY CURRENT	20 mA MAX WITH 10K LOAD
SHORT CIRCUIT LIMIT	MAY BE SHORTED INDEFINITELY
OUTPUT RIPPLE	NONE
GROUND REFERENCE	SUPPLY AND OUTPUT ARE COMMON

ELECTRICAL PERFORMANCE AT 25°C AND 8.00 ± 0.01 VDC SUPPLY	
OUTPUT VOLTAGE	
141PC01D OR G	
NULL (0 PSIG)	1.00 ± 0.05 VDC
FULL SCALE (1.0 PSIG [51.7 mmHg])	6.00 ± .100 VDC (P2 < P1)
F.S.O. ⚠	5.00 ± 0.05 VDC (P2 < P1)
142PC01D OR G	
NULL (0 PSIG)	1.00 ± 0.05 VDC
FULL SCALE (1.0 PSIG [51.7 mmHg])	6.00 ± 0.10 VDC (P2 > P1)
F.S.O. ⚠	5.00 ± 0.05 VDC (P2 > P1)
SENSITIVITY	96.7 mV/mmHg (5.0 V/PSI)
LINEARITY (% F.S.O.) ⚠ (BFSL)	± 0.75 MAX (P2 < P1) ± 1.50 MAX (P2 > P1)
HYSTERESIS & REPEATABILITY (% F.S.O.) ⚠	± 0.3 TYPICAL
TEMPERATURE ERROR (% F.S.O.) ⚠	
5° < 25° > 45°C	± 1.5% MAX
RESPONSE TIME	1 m SEC MAX TYP

- NOTES
- INPUT MEDIA:  
P1 - DRY GASES ONLY; CONNECTION SIDE OF SENSOR  
P2 - LIMITED ONLY TO THOSE MEDIA THAT WILL NOT ATTACK POLYESTER SILICON, OR SILICONE BASED ADHESIVE
  - TERMINALS ARE PLATED FOR SOLDERING
  - LIMIT SOLDERING TO 315°C MAX FOR 10 SECONDS MAX
  - UNITS ARE OF PLASTIC CONSTRUCTION
- ⚠ F.S.O. IS THE ALGEBRAIC DIFFERENCE BETWEEN THE OUTPUT END POINTS (NULL AND FULL PRESSURE)

DRAWING NUMBER: M 140PC01 SERIES CHART 1  
 ISSUE: 12  
 RELEASE NO: DR-2103-3  
 REVISIONS:  
 A 95394 3 FEB 00  
 B 201727 1 MAR 01  
 C S L  
 DLM 13 FEB 00  
 CHECK SAV 8 FEB 00  
 CHECK  
 RASTER DRAWN

THIS DRAWING COVERS A PROPRIETARY ITEM AND IS THE PROPERTY OF MICRO SWITCH, A DIVISION OF HONEYWELL. THIS DRAWING IS NOT TO BE COPIED OR USED WITHOUT THE APPROVAL OF MICRO SWITCH.

<b>MICRO SWITCH</b> a Honeywell Division <small>FED. MFG. CODE 91929</small>	PRESSURE TRANSDUCER	CATALOG LISTING <b>140 PC 01 SERIES</b> CHART 1
	WEIGHT 31 GRAMS	

THIRD ANGLE PROJECTION		
SCALE	NONE	
DO NOT SCALE PRINT		
UNLESS OTHERWISE SPECIFIED TOLERANCES ARE		
NO PLACE	(0)	± 1 mm
ONE PLACE	(0.0)	± 0.4 mm
TWO PLACE	(0.00)	± 0.15 mm
ANGLES		±

单击下面可查看定价，库存，交付和生命周期等信息

[>>Honeywell\(霍尼韦尔\)](#)