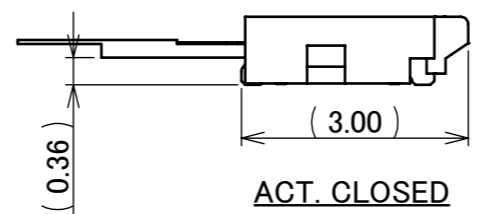
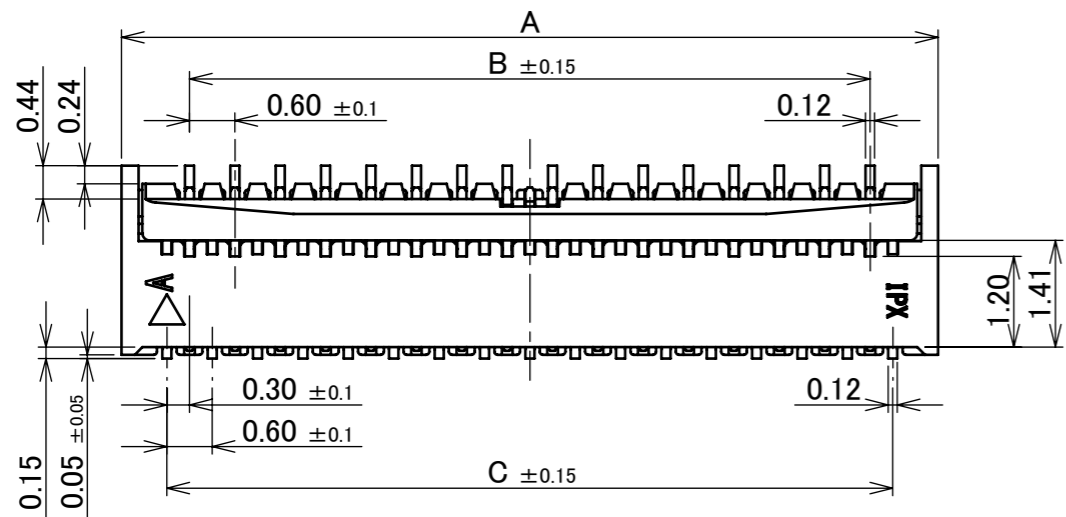




PART NO.	Pos.	A	B	C	D	E
20527-013E-0#	13P	4.80	3.00	3.60	4.25	2.25
20527-015E-0#	15P	5.40	3.60	4.20	4.85	2.85
20527-017E-0#	17P	6.00	4.20	4.80	5.45	3.45
20527-019E-0#	19P	6.60	4.80	5.40	6.05	4.05
20527-021E-0#	21P	7.20	5.40	6.00	6.65	2.65
20527-023E-0#	23P	7.80	6.00	6.60	7.25	3.25
20527-025E-0#	25P	8.40	6.60	7.20	7.85	3.85
20527-027E-0#	27P	9.00	7.20	7.80	8.45	4.45
20527-029E-0#	29P	9.60	7.80	8.40	9.05	5.05
20527-031E-0#	31P	10.20	8.40	9.00	9.65	5.65
20527-033E-0#	33P	10.80	9.00	9.60	10.25	6.25
20527-035E-0#	35P	11.40	9.60	10.20	10.85	6.85
20527-037E-0#	37P	12.00	10.20	10.80	11.45	7.45
20527-039E-0#	39P	12.60	10.80	11.40	12.05	8.05
20527-041E-0#	41P	13.20	11.40	12.00	12.65	6.65



NOTES
 1. CONTACT POINT: TOP AND BOTTOM CONTACT

CAUTION VISIT OUR WEBSITE FOR LATEST VERSIONS OF INSTRUCTION MANUAL NO. HIM-12007 TO HANDLE THE PRODUCT PROPERLY AND SAFELY.

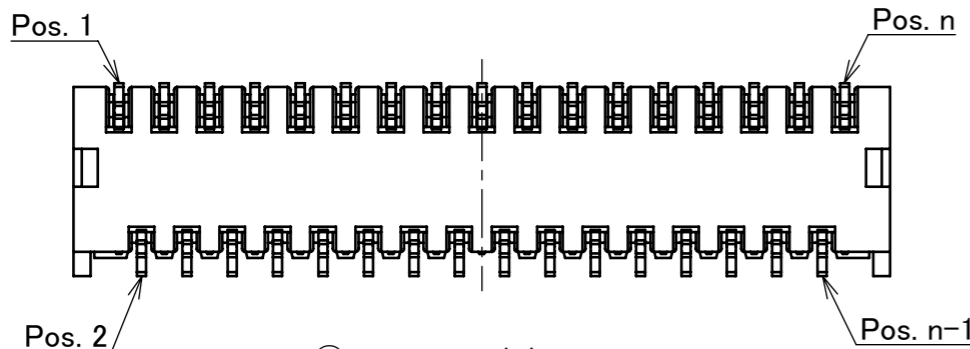
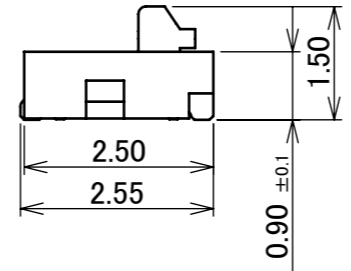
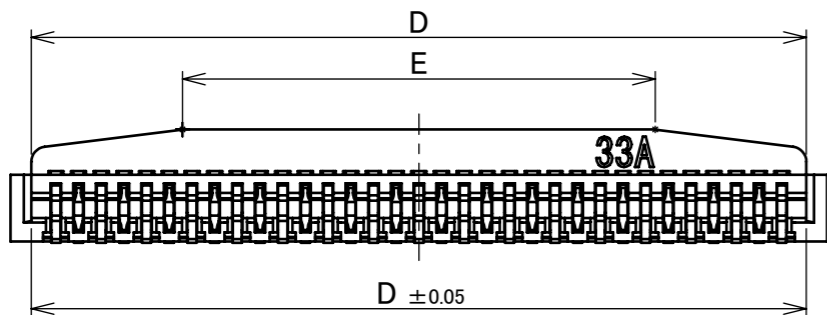
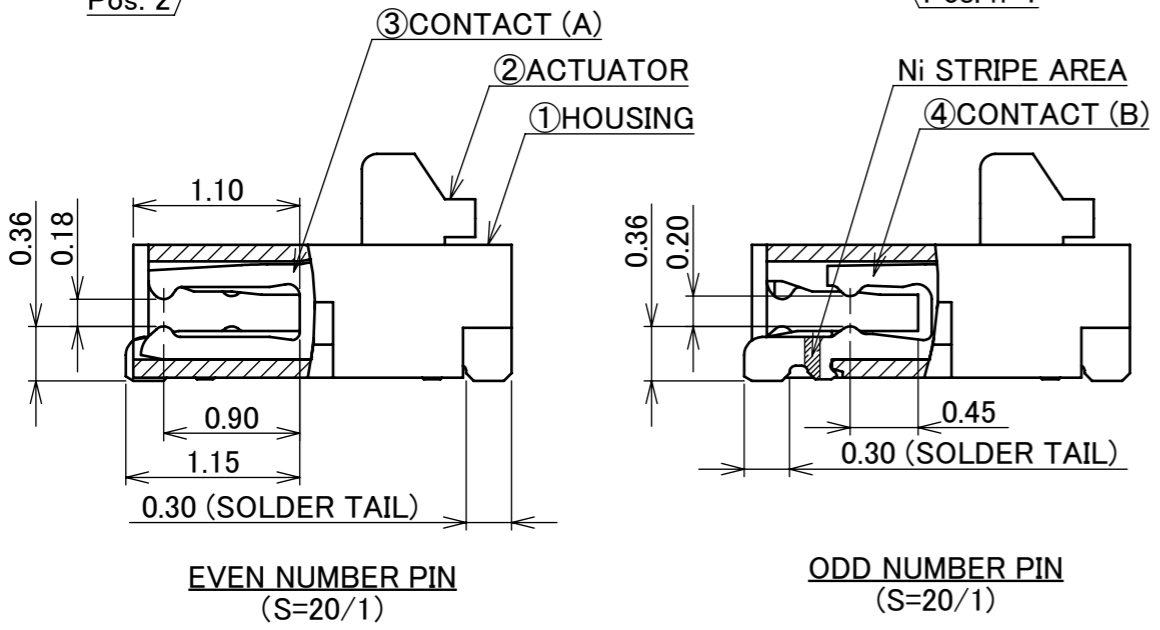


TABLE 1

PART NO.	FINISH
20527-0**E-01	CONTACT AREA : Au 0.10 μm MIN. OVER Ni 1.00 μm MIN. SOLDERING AREA : Au 0.03 μm MIN. OVER Ni 1.00 μm MIN.
20527-0**E-02	CONTACT AREA : Au 0.254 μm MIN. OVER Ni 1.00 μm MIN. SOLDERING AREA : Au 0.03 μm MIN. OVER Ni 1.00 μm MIN.

NO.	DISCRIPTION	MATERIAL	FINISH , REMARKS
4	CONTACT (B)	PHOSPHOR BRONZE	SEE TABLE 1, WITH Ni STRIPE
3	CONTACT (A)	PHOSPHOR BRONZE	SEE TABLE 1
2	ACTUATOR	LCP	UL94V-0, BEIGE
1	HOUSING	LCP	UL94V-0, BEIGE



REV.	ECN	BY	DATE	APP.	ANGLE	±2°	6 OVER 30 MAX.	±0.3	PROJECTION	SERIES No.	CUSTOMER COPY
20	Z191376	M.M	Oct./15/'19	H.I	6 MAX.	±0.2	30 OVER 120 MAX.	±0.5	MINIFLEX® 3-BFN	R5	SCALE 10:1
19	Z181440	T.O	Nov./02/'18	H.I	GENERAL TOLERANCE.			UNIT mm			
18	Z181285	T.O	Oct./01/'18	H.I	DWG.	DATE	2009/11/23		SIZE A3		
17	Z170437	H.A	Apr./17/'17	Y.S	CHK.	DATE	2009/11/23	SHEET 1/5			
16	Z170411	H.A	Apr./11/'17	Y.S	APP.	DATE	2009/11/24		REV. 20		
15	Z161237	H.A	Oct./06/'16	Y.S	REVISION RECORD						

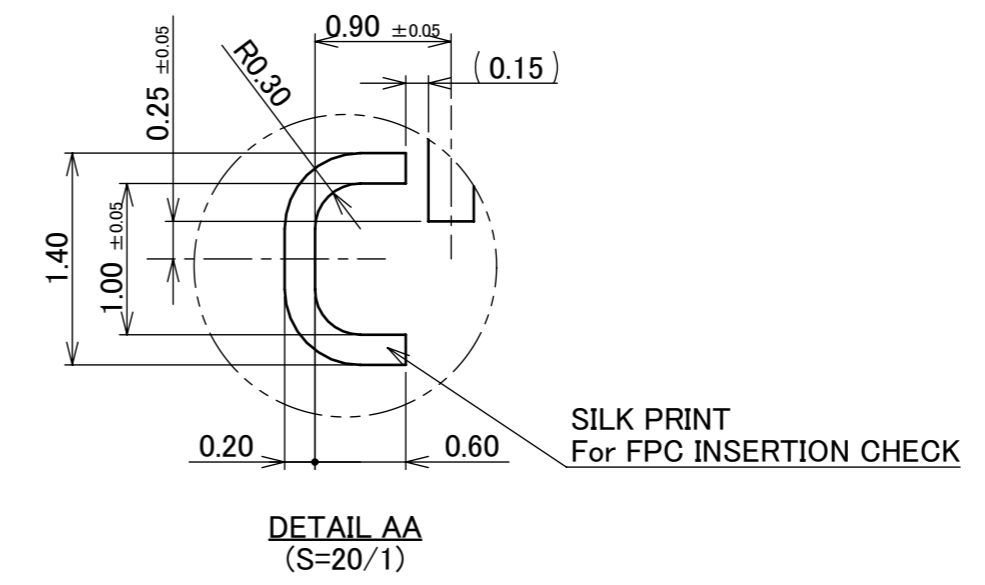
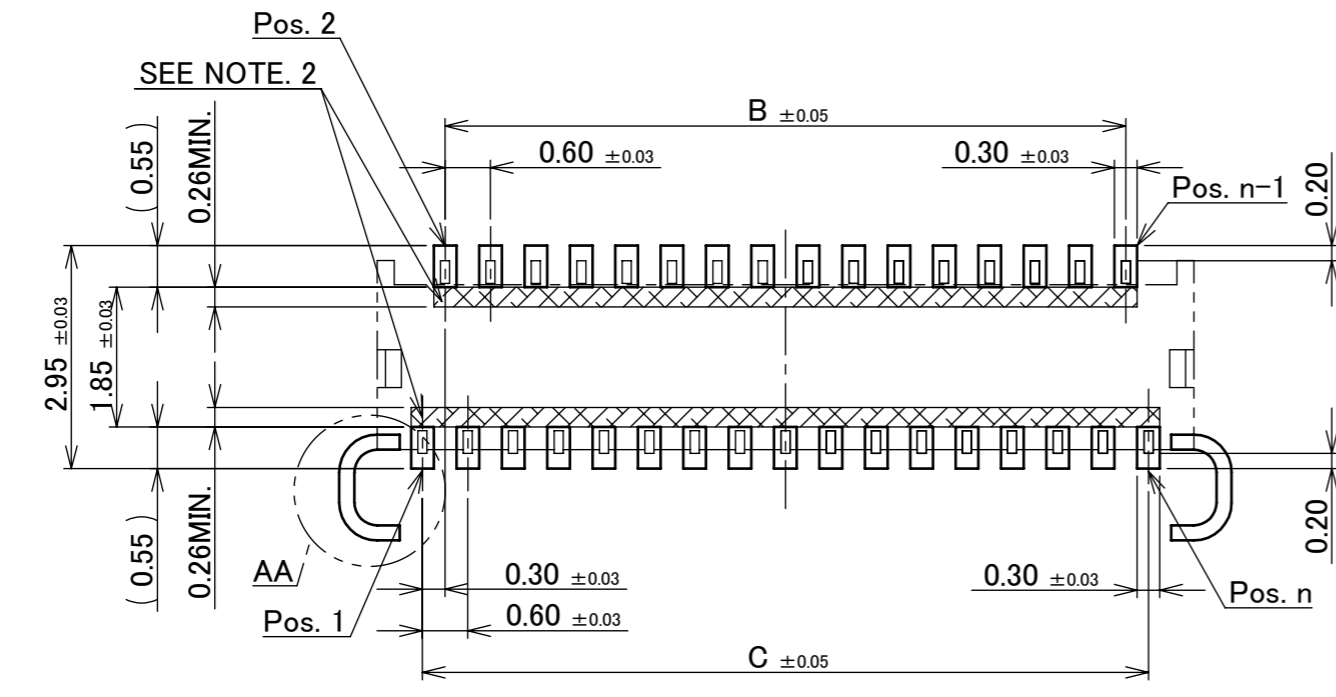
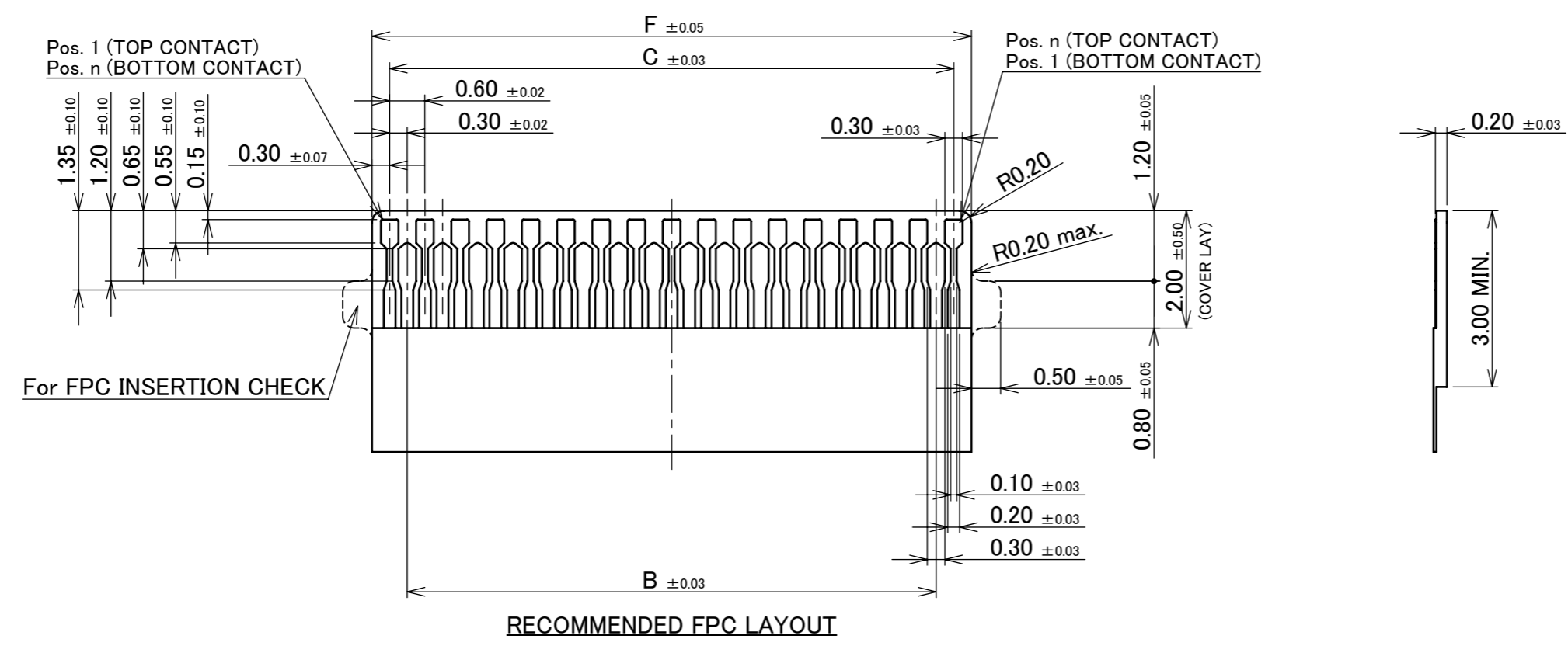
ITEMS	SPECIFICATION
RATING VOLTAGE	50V AC (PER CONTACT)
RATING AMPERAGE	0.3A DC (PER CONTACT)
OPERATING TEMPERATURE	233~358K (-40°C~+85°C)
OPERATING HUMIDITY	20~80%RH (NON-CONDENSING)
CONTACT RESISTANCE	INITIAL : 60mohm MAX. / AFTER TEST : \triangleleft 40mohm MAX.
INSULATION RESISTANCE	100Mohm MIN.
DIELECTRIC WITHSTANDING VOLTAGE	AC250V 1min
DURABILITY	20 CYCLES
ACTUATOR LOCKING FORCE (INITIAL / 20 CYCLES)	INITIAL / 20 CYCLES 0.31N (31gf) \times n MAX.
ACTUATOR UNLOCKING FORCE (INITIAL / 20 CYCLES)	INITIAL / 20 CYCLES 0.02N (2gf) \times n MIN.
FPC RETENTION FORCE (INITIAL / AFTER TEST)	INITIAL: 0.13N (13gf) \times n MIN. / AFTER TEST: 0.10N (10gf) \times n MIN.
COPLANARITY	0.10 MAX.
PRODUCT SPECIFICATION	PRS-1512
TEST REPORT	TR-10011
PACKING STANDARD	300-826
INSTRUCTION MANUAL	HIM-12007
APPEARANCE CRITERIA No.	QLS-A***

※ "n" IS THE NUMBER OF PIN

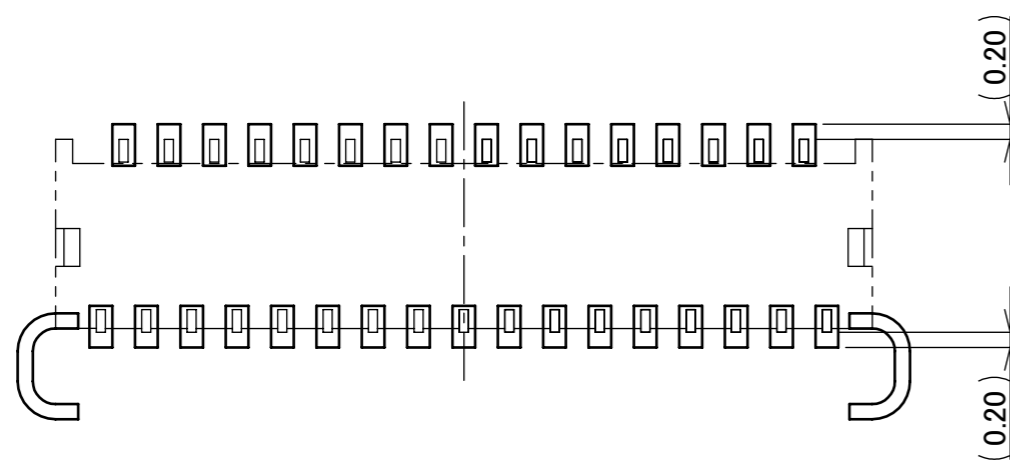
ANGLE	$\pm 2^\circ$	6 OVER 30 MAX.	± 0.3	PROJECTION 	SERIES No. R5	CUSTOMER COPY
6 MAX.	± 0.2	30 OVER 120 MAX.	± 0.5			
GENERAL TOLERANCE.				TITLE MINIFLEX® 3-BFN	SCALE	I-PEX
DWG.	DATE					
CHK.	DATE					
APP.	DATE					
				DWG. No.	20527	SIZE A3
				SHEET 2/5		REV. 20

PART NO.	Pos.	B	C	F
20527-013E-0#	13P	3.00	3.60	4.20
20527-015E-0#	15P	3.60	4.20	4.80
20527-017E-0#	17P	4.20	4.80	5.40
20527-019E-0#	19P	4.80	5.40	6.00
20527-021E-0#	21P	5.40	6.00	6.60
20527-023E-0#	23P	6.00	6.60	7.20
20527-025E-0#	25P	6.60	7.20	7.80
20527-027E-0#	27P	7.20	7.80	8.40
20527-029E-0#	29P	7.80	8.40	9.00
20527-031E-0#	31P	8.40	9.00	9.60
20527-033E-0#	33P	9.00	9.60	10.20
20527-035E-0#	35P	9.60	10.20	10.80
20527-037E-0#	37P	10.20	10.80	11.40
20527-039E-0#	39P	10.80	11.40	12.00
20527-041E-0#	41P	11.40	12.00	12.60

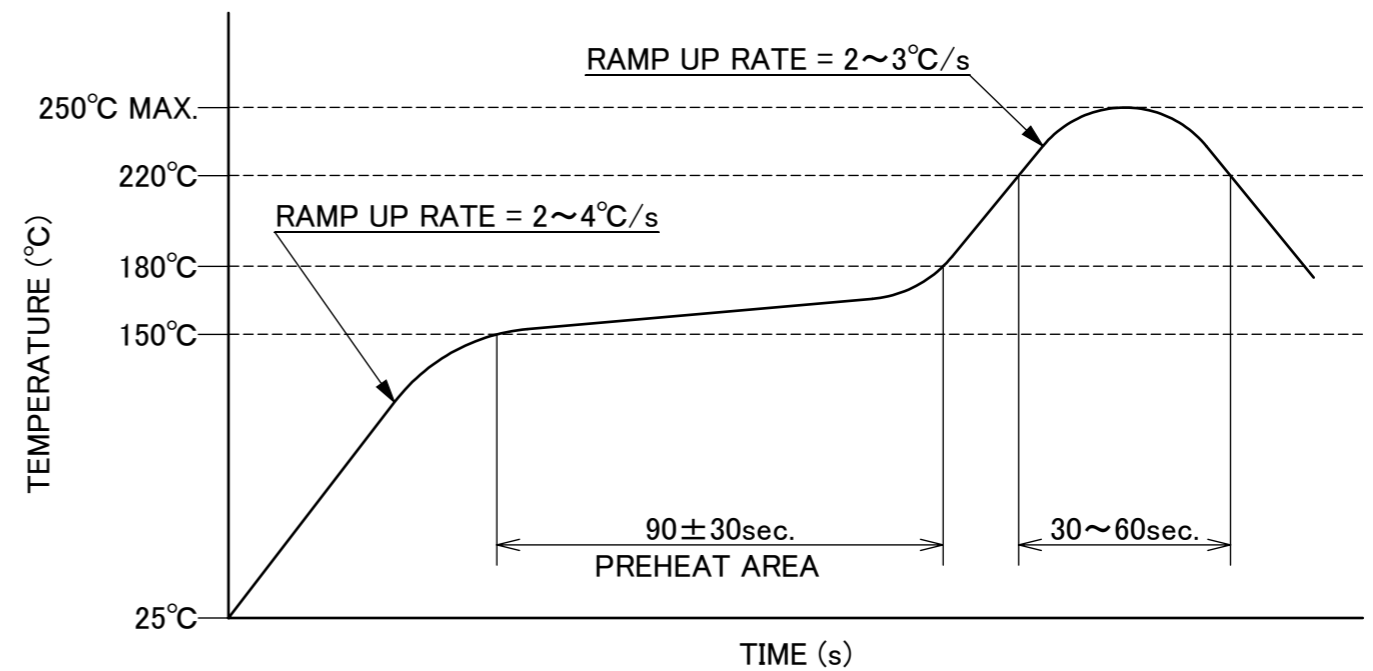
NOTES.
 2. SOLDER RESIST SHALL BE APPLIED TO PREVENT SHORT CIRCUITS WHEN PLACING SIGNAL LINES ON GROUND AREA.



ANGLE	±2°	6 OVER 30 MAX.	±0.3	PROJECTION ⊕	SERIES No. R5	CUSTOMER COPY	
6 MAX.	±0.2	30 OVER 120 MAX.	±0.5				
GENERAL TOLERANCE.				TITLE		SCALE	I-PEX
DWG.	DATE		MINIFLEX® 3-BFN		10:1		
CHK.	DATE		DWG. No.		UNIT		
APP.	DATE		20527		mm		
						SIZE	SHEET 3/5 REV. 20
						A3	



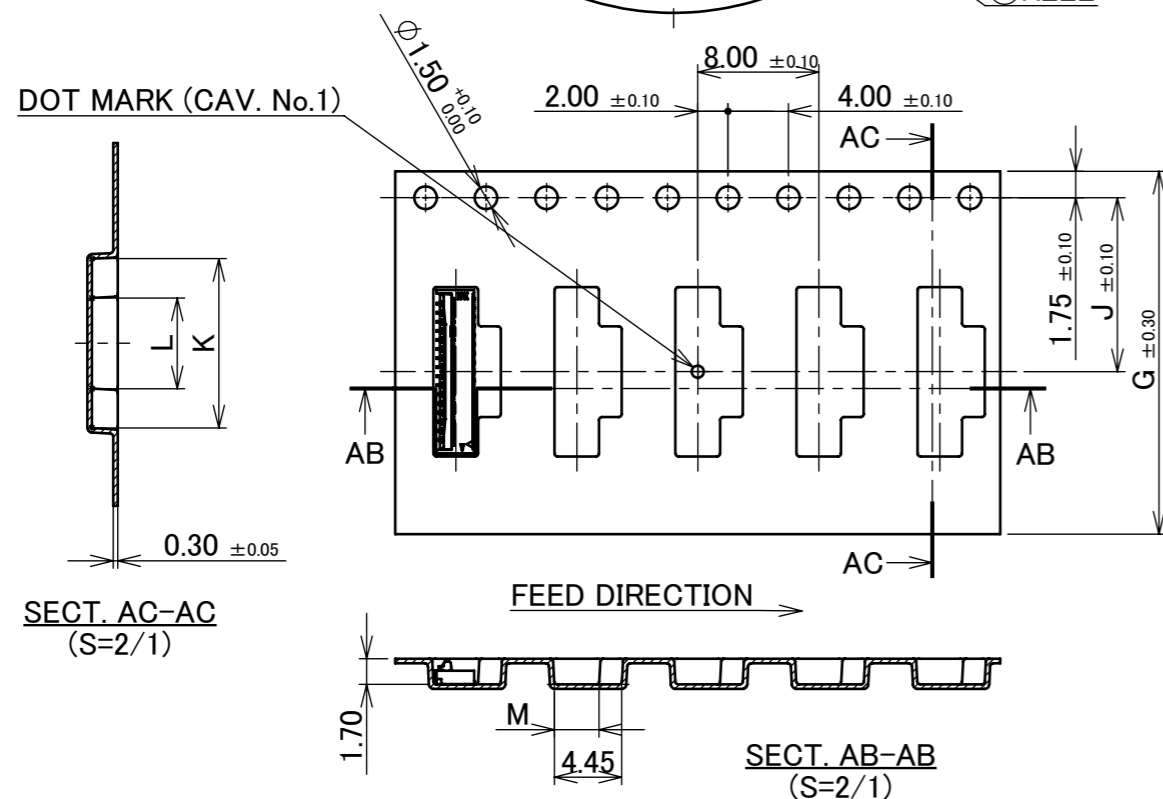
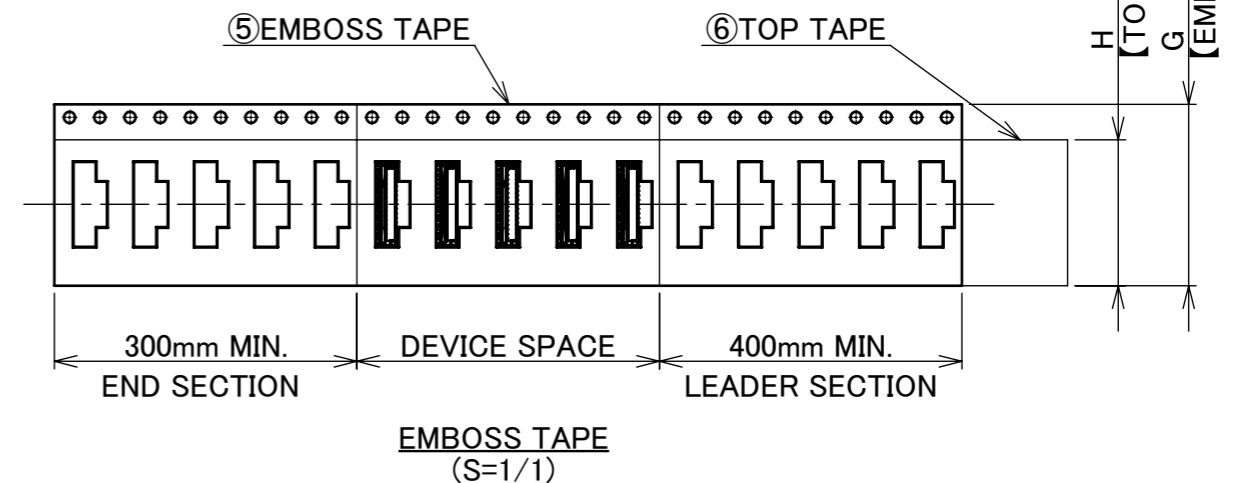
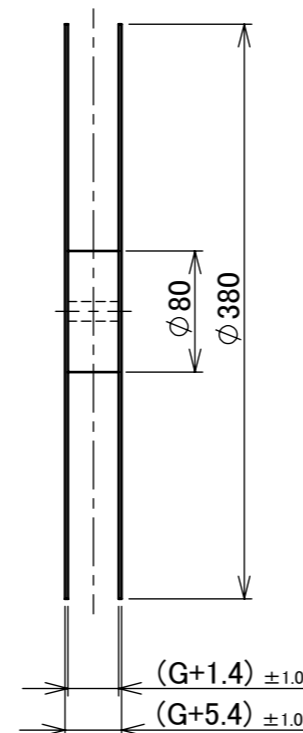
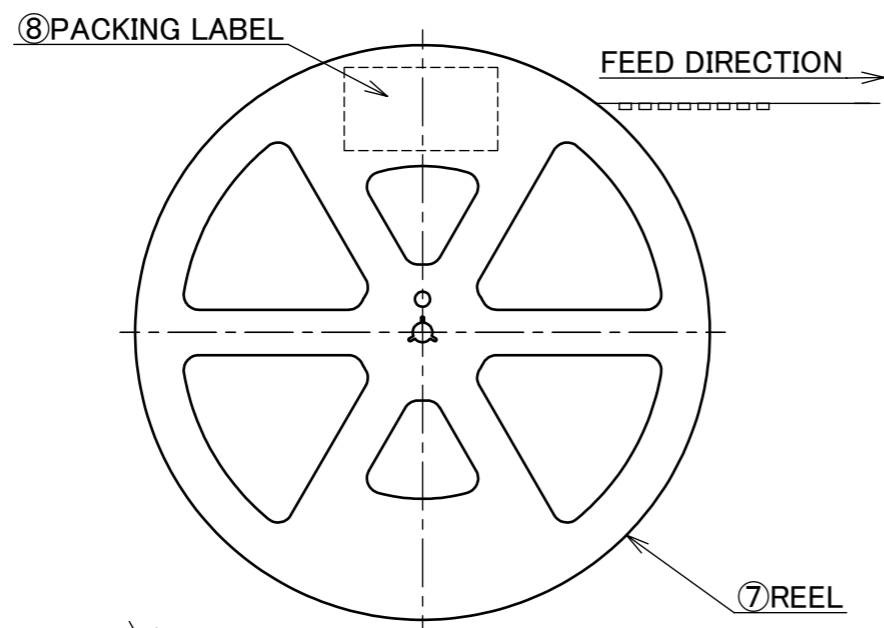
CONNECTOR ON RECOMMENDED PCB LAYOUT



REFLOW TEMPERATURE PROFILE
 SENJU METAL INDUSTRY CO., LTD. : M705-SHF(Sn96.5 Ag3.0 Cu0.5)

ANGLE	±2°	6 OVER 30 MAX.	±0.3	PROJECTION 	SERIES No. R5	CUSTOMER COPY	
6 MAX.	±0.2	30 OVER 120 MAX.	±0.5				
GENERAL TOLERANCE.				TITLE	SCALE 10:1 UNIT mm SIZE A3	 SHEET 4/5 REV. 20	
DWG.	DATE			MINIFLEX® 3-BFN			
CHK.	DATE						
APP.	DATE			DWG. No. 20527			

DEVICE P/N	G	H	J	K	L	M	QTY. PER EMBOSS REEL (PIECES / REEL)	QTY. PER PACKING CARTON (REELS / CARTON)
20527-013E-0#	16.0	13.3	7.50	5.00	3.00	2.75	5,000 / REEL	5 / CARTON = 35,000
20527-015E-0#				5.60				
20527-017E-0#				6.20				
20527-019E-0#				6.80	4.00			
20527-021E-0#				7.40				
20527-023E-0#				8.20				
20527-025E-0#				8.80				
20527-027E-0#	24.0	17.3	11.50	9.40	6.00	2.95		5 / CARTON = 25,000
20527-029E-0#				10.00				
20527-031E-0#				10.60				
20527-033E-0#				11.20				
20527-035E-0#				11.80				
20527-037E-0#				12.40				
20527-039E-0#				13.00				
20527-041E-0#	19.3			13.60	8.00			



NOTES.

- TAPING SPECIFICATION FOLLOWS JIS C 0806 (IEC 60286-3).
- MAKE EMPTY SECTION OF LEADER AND END ON EACH END OF THE TAPE.
- TOP TAPE SHALL NOT STICK OUT FROM EMBOSS TAPE.
- TOP TAPE SHALL NOT COVER FEED HOLE.

NO.	DISCRIPTION	MATERIAL	FINISH , REMARKS
8	PACKING LABEL	-	-
7	REEL	PS	BLACK
6	TOP TAPE	PET t=0.061 TRANSPARENCY	ANTI-STATIC TYPE ADHESIVE TYPE
5	EMBOSS TAPE	PS t=0.3 TRANSPARENCY	ANTI-STATIC TYPE

ANGLE	±2°	6 OVER 30 MAX.	±0.3	PROJECTION	SERIES No.	CUSTOMER COPY
6 MAX.	±0.2	30 OVER 120 MAX.	±0.5		R5	
GENERAL TOLERANCE.				TITLE	I-PEX	
DWG.	DATE		MINIFLEX® 3-BFN			
CHK.	DATE		SCALE			
APP.	DATE		UNIT			
				DWG. No.	20527	mm
				SIZE	A3	SHEET 5/5 REV. 20

单击下面可查看定价，库存，交付和生命周期等信息

[>>I-PEX](#)