

Engineer Drawing

Note:

Electrical

Current Rating:0.5A max

Contact Resistance:50mΩ max(Initial),75mΩ max(After)

Dielectric Withstanding Voltage:150VAC

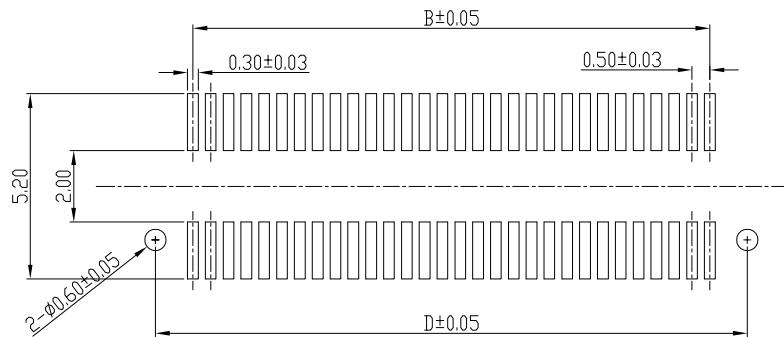
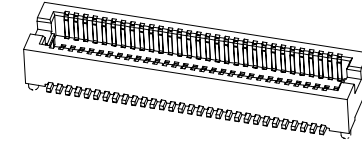
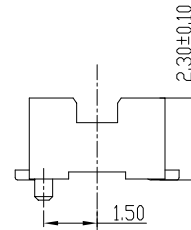
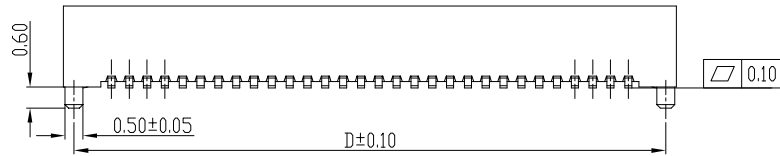
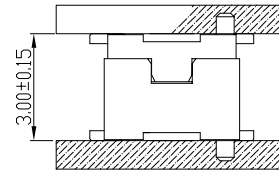
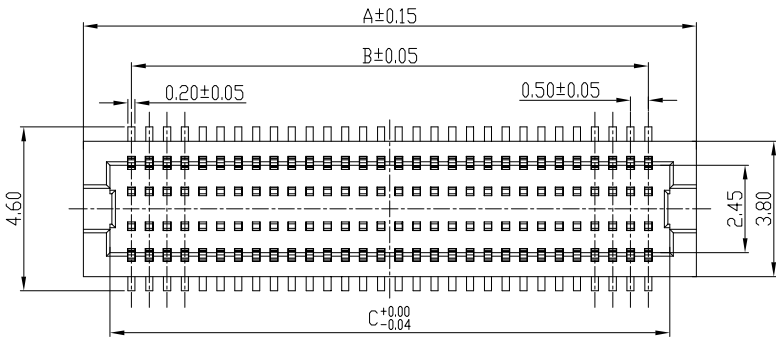
Insulation Resistance 500mega ohms min. at 100 VDC

Physical

Housing:thermoplastic, UL 94V-0 rated,inWhite Color

Contact: Copper alloy

Operating Temperature:-40°C to +85°C



RECOMMENDED PCB LAYOUT(TOP VIEW)

IPC B05301 * ** * * *

- ① Series Type
- ② Type
- ③ Pin code.
- ④ Serial code
- ⑤ Company code.
- ⑥ Serial code

	A	B	C	D
10 PIN	4.70	2.00	3.20	4.10
12 PIN	5.20	2.50	3.70	4.60
14 PIN	5.70	3.00	4.20	5.10
20 PIN	7.20	4.50	5.70	6.60
22 PIN	7.70	5.00	6.20	7.10
24 PIN	8.20	5.50	6.70	7.60
30 PIN	9.70	7.00	8.20	9.10
32 PIN	10.20	7.50	8.70	9.60
36 PIN	11.20	8.50	9.70	10.60
40 PIN	12.20	9.50	10.70	11.60
50 PIN	14.70	12.00	13.20	14.10
60 PIN	17.20	14.50	15.70	16.60
80 PIN	22.20	19.50	20.70	21.60

TOLERANCE

X ± 0.5 XX ± 0.25
X ± 0.35 .XXX ± 0.15
ANGLES ± 0.3°

UNLESS OTHERWISE SPECIFIED


NCP

www.i-ncp.com

PART NO.
IPC B05301 xx

TITLE:
0.5mm Borad to Borad H=3.0mm
Female

DRAWING NO.
IPC B05301



SHEET 1 OF 1

UNITS mm

SCALE 1:1

REV. 01

单击下面可查看定价，库存，交付和生命周期等信息

[>>INCP](#)