

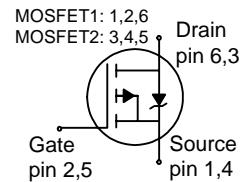
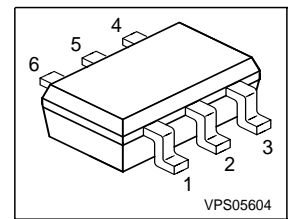
OptiMOS[®]-P Small-Signal-Transistor Feature

- Dual P-Channel
- Enhancement mode
- Super Logic Level (2.5 V rated)
- 150°C operating temperature
- Avalanche rated
- dv/dt rated
- Pb-free lead plating; RoHS compliant
- Qualified according to AEC Q101
- Halogen-free according to IEC61249-2-21



Product Summary

| | | |
|--------------|-------|----------|
| V_{DS} | -20 | V |
| $R_{DS(on)}$ | 1.2 | Ω |
| I_D | -0.39 | A |

PG-SOT-363


| Type | Package | Tape & Reel | Marking |
|----------|------------|------------------|---------|
| BSD 223P | PG-SOT-363 | H6327: 3000pcs/r | X1s |

Maximum Ratings, at $T_j = 25\text{ }^\circ\text{C}$, unless otherwise specified

| Parameter | Symbol | Value | Unit |
|--|-------------------|-------------|-------------------|
| Continuous drain current | I_D | | A |
| $T_A=25\text{ }^\circ\text{C}$ | | -0.39 | |
| $T_A=70\text{ }^\circ\text{C}$ | | -0.31 | |
| Pulsed drain current | I_D puls | -1.56 | |
| $T_A=25\text{ }^\circ\text{C}$ | | | |
| Avalanche energy, single pulse | E_{AS} | 1.4 | mJ |
| $I_D=-0.39\text{ A}$, $V_{DD}=-10\text{ V}$, $R_{GS}=25\Omega$ | | | |
| Reverse diode dv/dt | dv/dt | -6 | kV/ μs |
| $I_S=-0.39\text{ A}$, $V_{DS}=-16\text{ V}$, $di/dt=200\text{ A}/\mu\text{s}$, $T_{jmax}=150\text{ }^\circ\text{C}$ | | | |
| Gate source voltage | V_{GS} | ± 12 | V |
| Power dissipation | P_{tot} | 0.25 | W |
| $T_A=25\text{ }^\circ\text{C}$ | | | |
| Operating and storage temperature | T_j , T_{stg} | -55... +150 | $^\circ\text{C}$ |
| IEC climatic category; DIN IEC 68-1 | | 55/150/56 | |
| ESD Class | | Class 0 | |
| JESD22-A114-HBM | | | |

Thermal Characteristics

| Parameter | Symbol | Values | | | Unit |
|--|------------|--------|------|------|------|
| | | min. | typ. | max. | |
| Characteristics | | | | | |
| Thermal resistance, junction - soldering point | R_{thJS} | - | - | 180 | K/W |
| Thermal resistance, junction - ambient, leaded | R_{thJA} | - | - | 500 | |

Electrical Characteristics, at $T_j = 25^\circ\text{C}$, unless otherwise specified

| Parameter | Symbol | Values | | | Unit |
|--|---------------|--------|------|------|---------------|
| | | min. | typ. | max. | |
| Static Characteristics | | | | | |
| Drain-source breakdown voltage $V_{GS}=0, I_D=-250\mu\text{A}$ | $V_{(BR)DSS}$ | -20 | - | - | V |
| Gate threshold voltage, $V_{GS} = V_{DS}$ $I_D=-1.5\mu\text{A}$ | $V_{GS(th)}$ | -0.6 | -0.9 | -1.2 | |
| Zero gate voltage drain current $V_{DS}=-20\text{V}, V_{GS}=0, T_j=25^\circ\text{C}$ $V_{DS}=-20\text{V}, V_{GS}=0, T_j=150^\circ\text{C}$ | I_{DSS} | - | -0.1 | -1 | μA |
| | | - | -10 | -100 | |
| Gate-source leakage current $V_{GS}=-12\text{V}, V_{DS}=0$ | I_{GSS} | - | -10 | -100 | nA |
| Drain-source on-state resistance $V_{GS}=-2.5\text{V}, I_D=-0.29\text{A}$ | $R_{DS(on)}$ | - | 1.27 | 2.1 | Ω |
| Drain-source on-state resistance $V_{GS}=-4.5, I_D=-0.39\text{A}$ | $R_{DS(on)}$ | - | 0.7 | 1.2 | |

Electrical Characteristics, at $T_j = 25\text{ °C}$, unless otherwise specified

| Parameter | Symbol | Conditions | Values | | | Unit |
|-----------|--------|------------|--------|------|------|------|
| | | | min. | typ. | max. | |

Dynamic Characteristics

| | | | | | | |
|------------------------------|--------------|---|------|-----|-----|----|
| Transconductance | g_{fs} | $ V_{DS} \geq 2 * I_D * R_{DS(on)max}$ $I_D = -0.31A$ | 0.35 | 0.7 | - | S |
| Input capacitance | C_{iss} | $V_{GS} = 0, V_{DS} = -15V,$ $f = 1MHz$ | - | 45 | 56 | pF |
| Output capacitance | C_{oss} | | - | 21 | 26 | |
| Reverse transfer capacitance | C_{rss} | | - | 17 | 22 | |
| Turn-on delay time | $t_{d(on)}$ | $V_{DD} = -10V, V_{GS} = -4.5V,$ $I_D = -0.39A, R_G = 6\Omega$ | - | 3.8 | 5.7 | ns |
| Rise time | t_r | | - | 5 | 7.5 | |
| Turn-off delay time | $t_{d(off)}$ | | - | 5.1 | 7.6 | |
| Fall time | t_f | | - | 3.2 | 4.8 | |

Gate Charge Characteristics

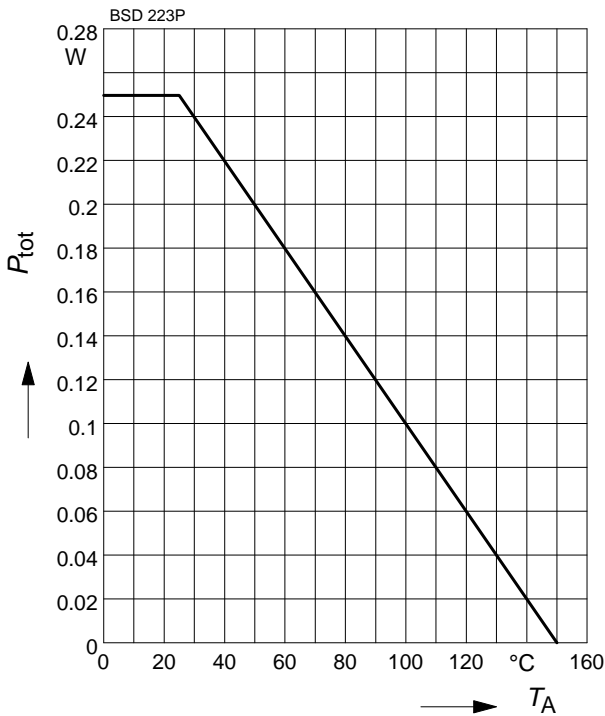
| | | | | | | |
|-----------------------|-----------------|--|---|-------|-------|----|
| Gate to source charge | Q_{gs} | $V_{DD} = -10V, I_D = -0.39A$ | - | -0.04 | -0.05 | nC |
| Gate to drain charge | Q_{gd} | | - | -0.4 | -0.5 | |
| Gate charge total | Q_g | $V_{DD} = -10V, I_D = -0.39A,$ $V_{GS} = 0 \text{ to } -4.5V$ | - | -0.5 | -0.62 | |
| Gate plateau voltage | $V_{(plateau)}$ | $V_{DD} = -10V, I_D = -0.39A$ | - | -2.2 | -2.7 | V |

Reverse Diode

| | | | | | | |
|--|----------|--|---|-----|-------|----|
| Inverse diode continuous forward current | I_S | $T_A = 25\text{ °C}$ | - | - | -0.39 | A |
| Inv. diode direct current, pulsed | I_{SM} | | - | - | -1.56 | |
| Inverse diode forward voltage | V_{SD} | $V_{GS} = 0, I_F = -0.39$ | - | -1 | -1.33 | V |
| Reverse recovery time | t_{rr} | $V_R = -10V, I_F = I_D ,$ $di_F/dt = 100A/\mu s$ | - | 7.6 | 9.5 | ns |
| Reverse recovery charge | Q_{rr} | | - | 1.1 | 1.4 | |

1 Power dissipation

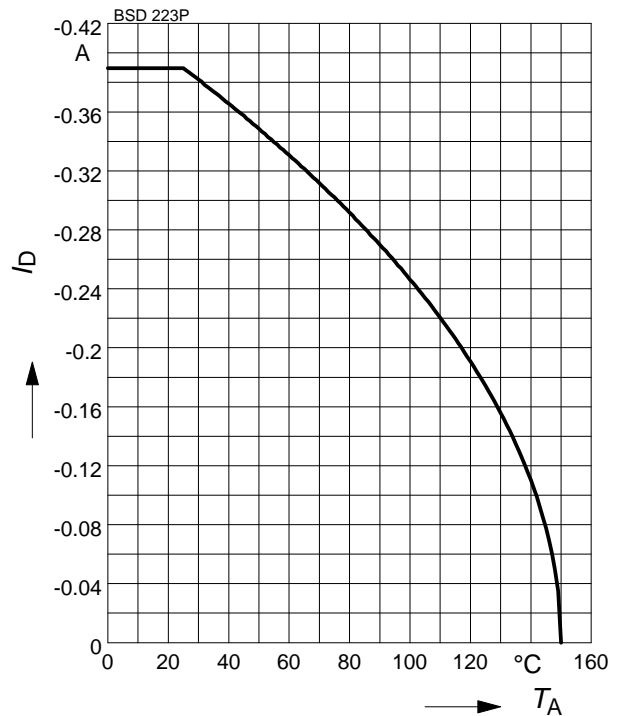
$P_{tot} = f(T_A)$



2 Drain current

$I_D = f(T_A)$

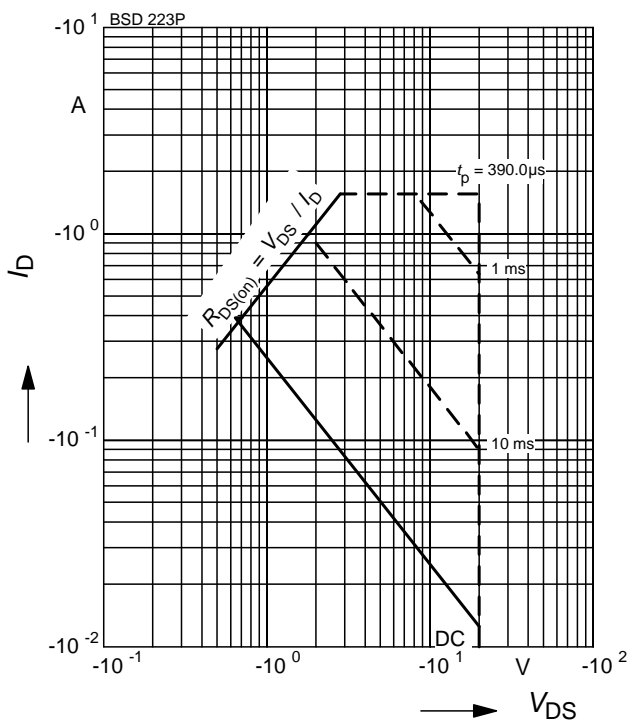
parameter: $|V_{GS}| \geq 4.5 \text{ V}$



3 Safe operating area

$I_D = f(V_{DS})$

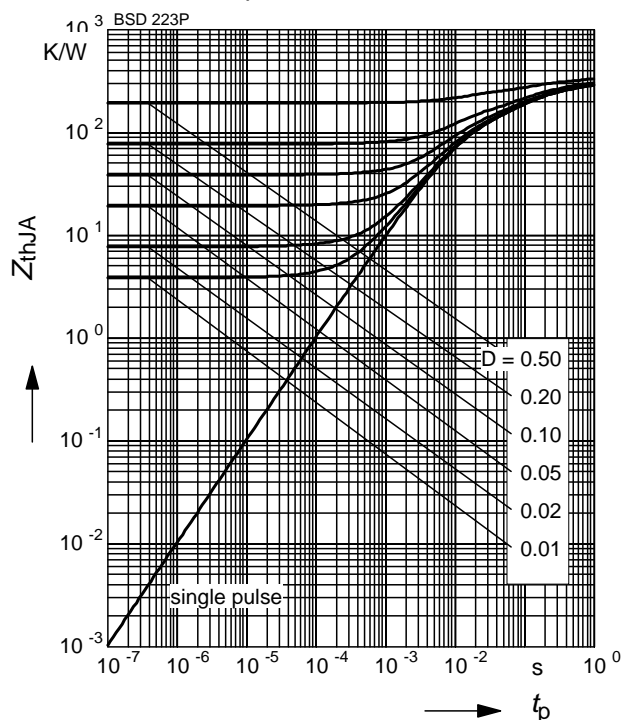
parameter: $D = 0, T_A = 25 \text{ °C}$



4 Transient thermal impedance

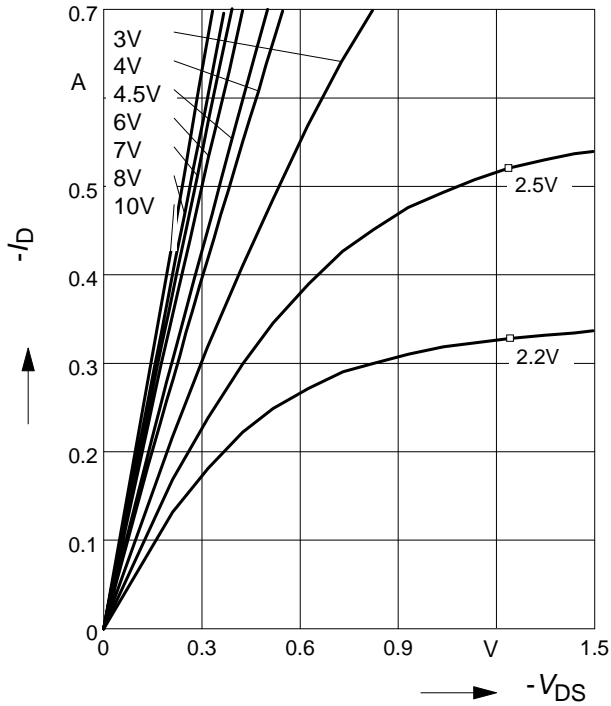
$Z_{thJA} = f(t_p)$

parameter: $D = t_p/T$

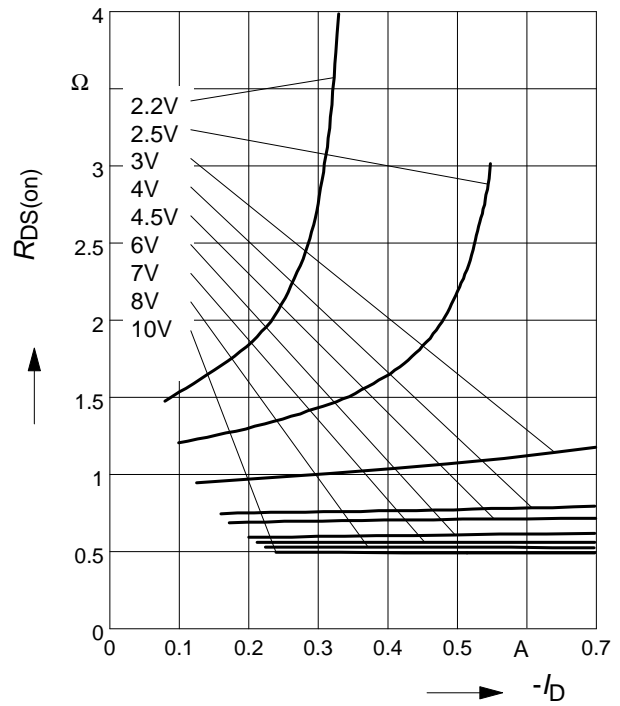


5 Typ. output characteristic

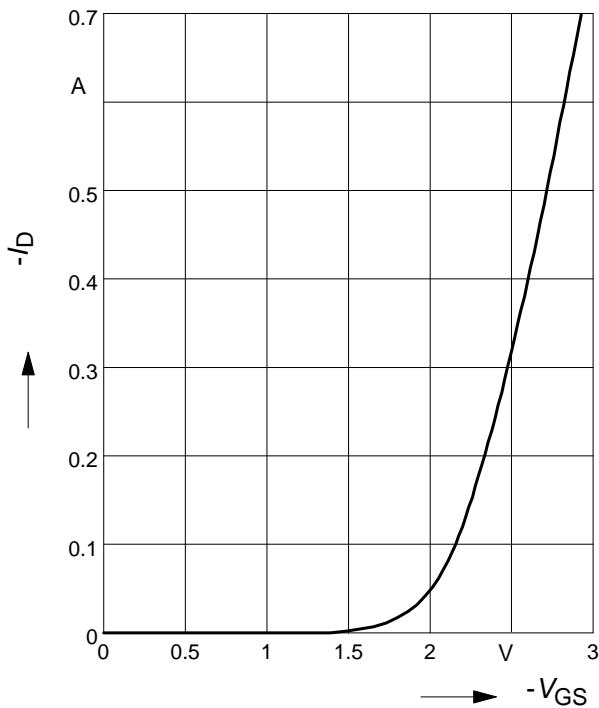
$$I_D = f(V_{DS})$$

 parameter: $T_j = 25^\circ\text{C}$

6 Typ. drain-source on resistance

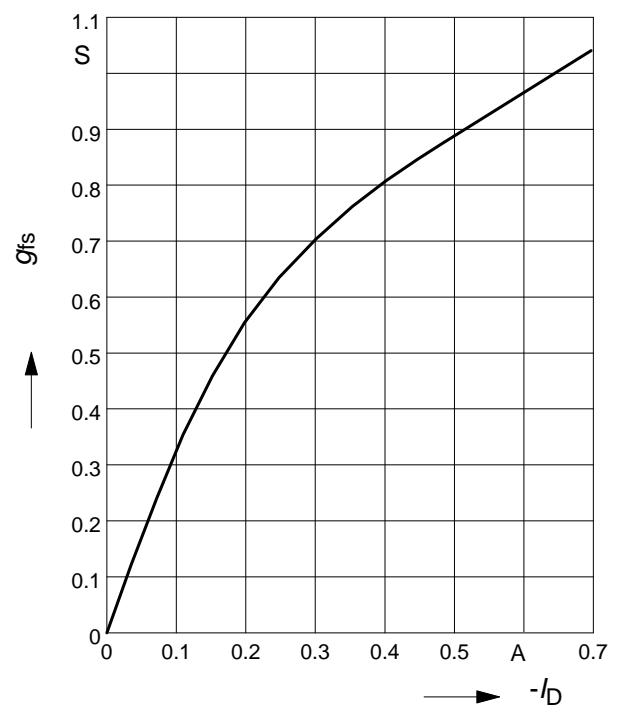
$$R_{DS(on)} = f(I_D)$$

 parameter: V_{GS}

7 Typ. transfer characteristics

$$I_D = f(V_{GS}); |V_{DS}| \geq 2 \times |I_D| \times R_{DS(on)max}$$

 parameter: $T_j = 25^\circ\text{C}$

8 Typ. forward transconductance

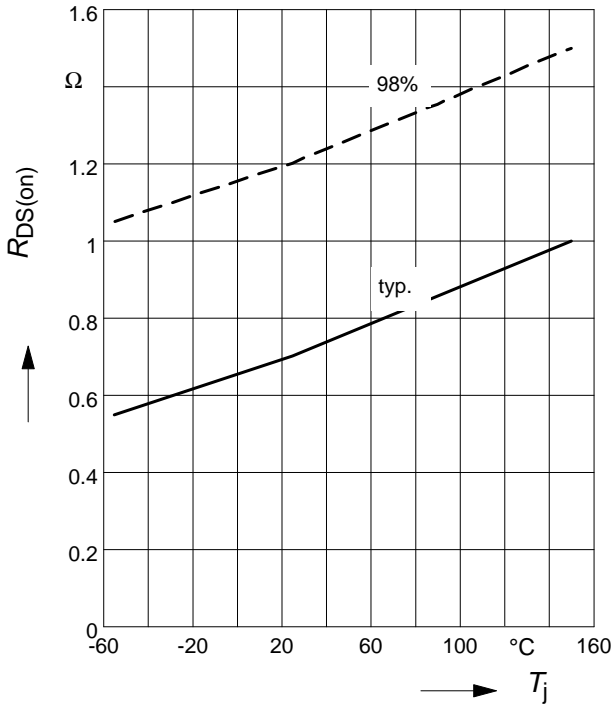
$$g_{fs} = f(I_D)$$

 parameter: $T_j = 25^\circ\text{C}$


9 Drain-source on-resistance

$$R_{DS(on)} = f(T_j)$$

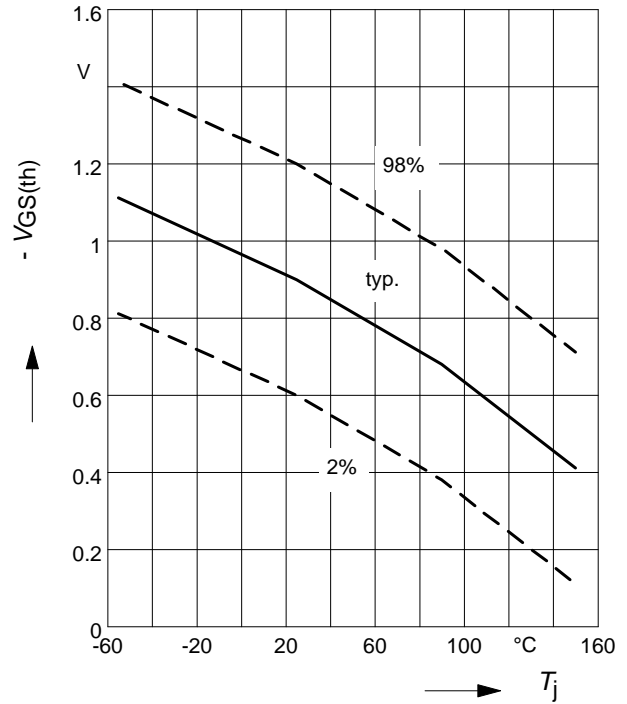
parameter: $I_D = -0.39 \text{ A}$, $V_{GS} = -4.5 \text{ V}$



10 Typ. gate threshold voltage

$$V_{GS(th)} = f(T_j)$$

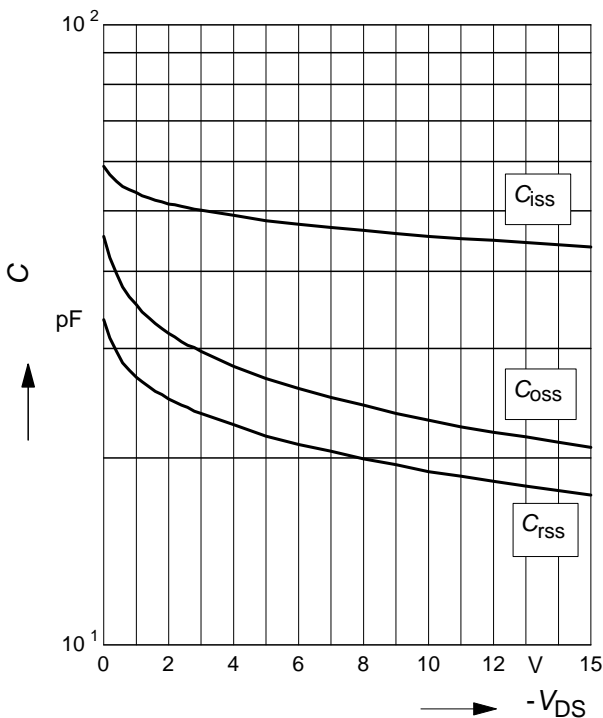
parameter: $V_{GS} = V_{DS}$



11 Typ. capacitances

$$C = f(V_{DS})$$

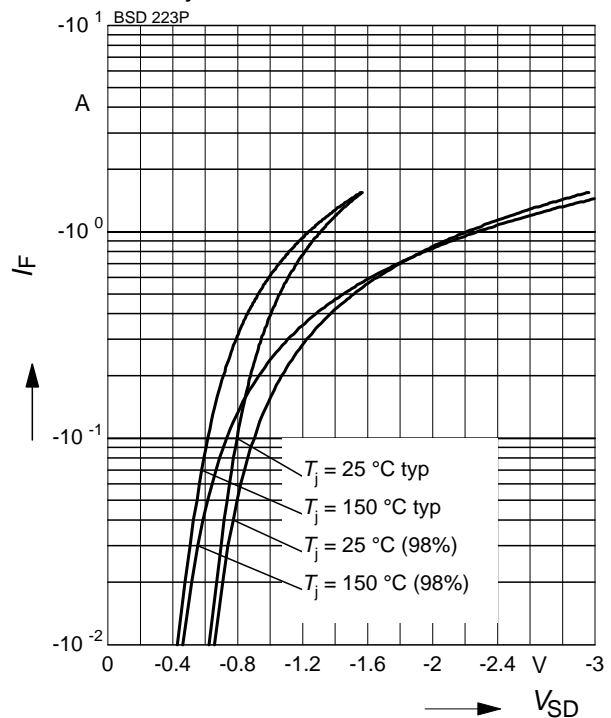
parameter: $V_{GS}=0$, $f=1 \text{ MHz}$



12 Forward character. of reverse diode

$$I_F = f(V_{SD})$$

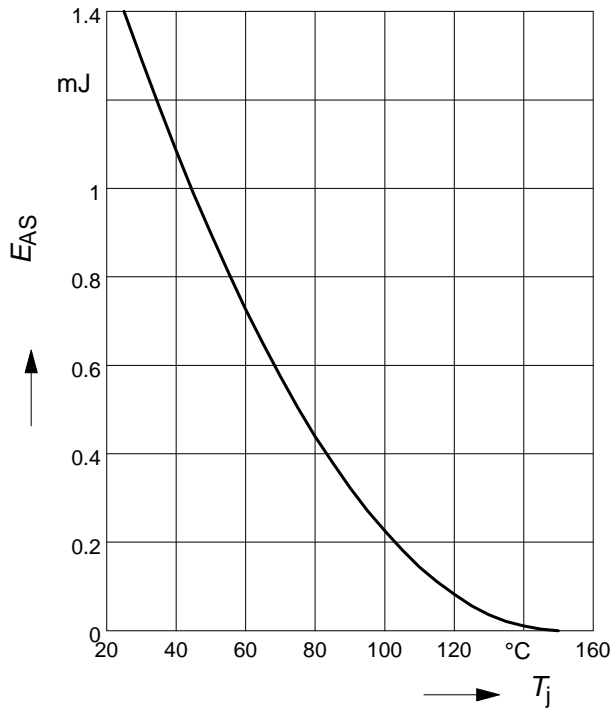
parameter: T_j



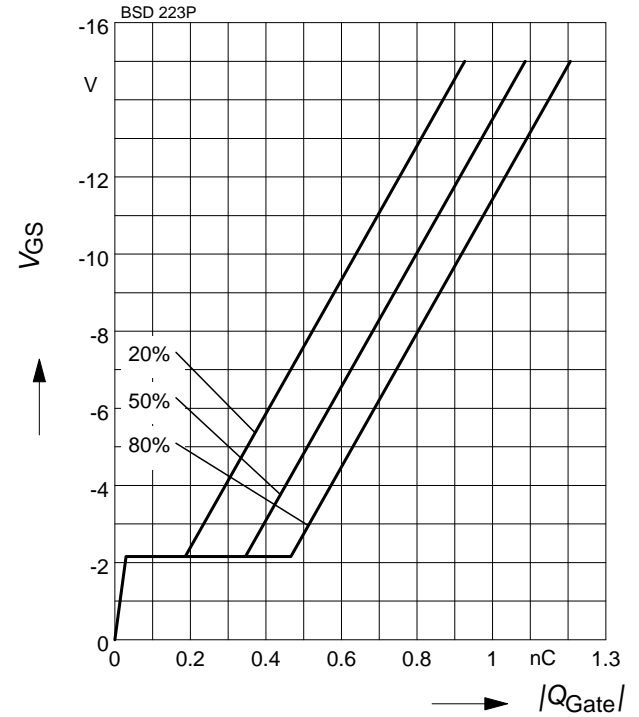
13 Typ. avalanche energy

$$E_{AS} = f(T_j), \text{ par.: } I_D = -0.39 \text{ A}$$

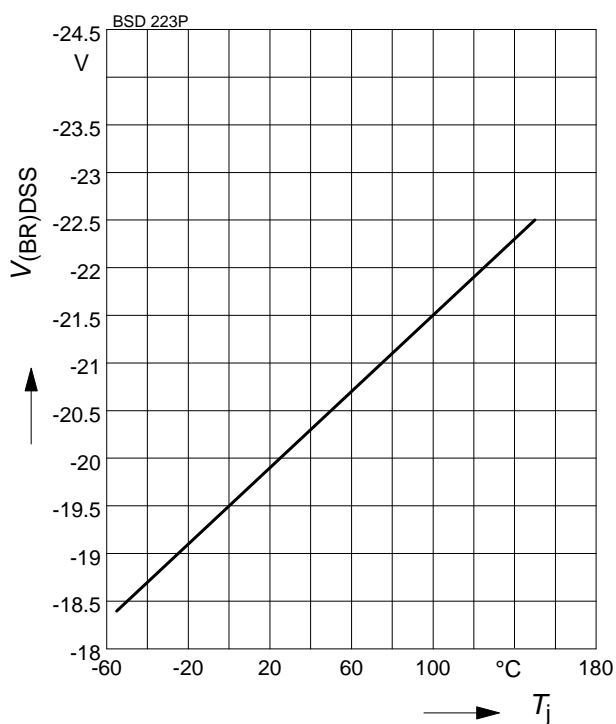
$$V_{DD} = -10 \text{ V}, R_{GS} = 25 \Omega$$


14 Typ. gate charge

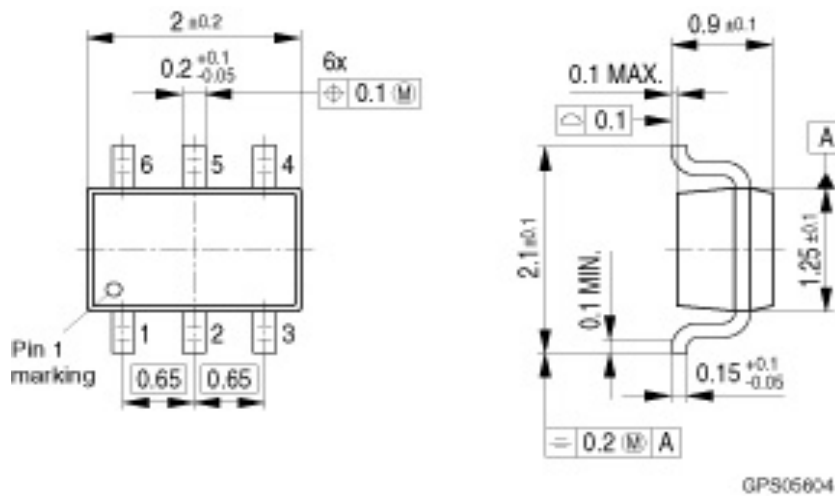
$$V_{GS} = f(Q_{Gate})$$

 parameter: $I_D = -0.39 \text{ A}$ pulsed; $T_j = 25 \text{ °C}$

15 Drain-source breakdown voltage

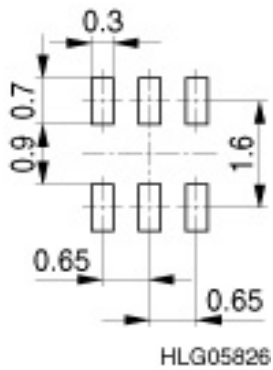
$$V_{(BR)DSS} = f(T_j)$$



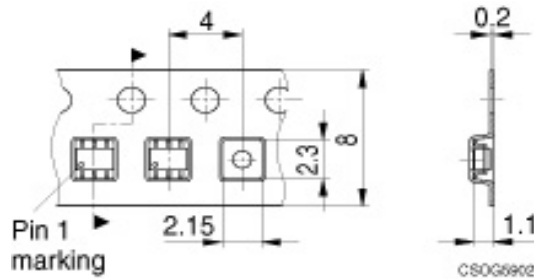
Package Outline:



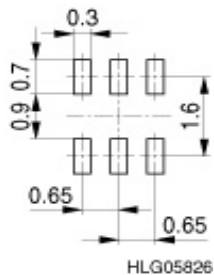
Footprint:



Packaging:



Reflow soldering:



Dimensions in mm

For symmetric types there is no defined Pin 1 orientation in the reel.

Published by
Infineon Technologies AG
81726 Munich, Germany
© 2008 Infineon Technologies AG
All Rights Reserved.

Legal Disclaimer

The information given in this document shall in no event be regarded as a guarantee of conditions or characteristics. With respect to any examples or hints given herein, any typical values stated herein and/or any information regarding the application of the device, Infineon Technologies hereby disclaims any and all warranties and liabilities of any kind, including without limitation, warranties of non-infringement of intellectual property rights of any third party.

Information

For further information on technology, delivery terms and conditions and prices, please contact the nearest Infineon Technologies Office (www.infineon.com).

Warnings

Due to technical requirements, components may contain dangerous substances. For information on the types in question, please contact the nearest Infineon Technologies Office. Infineon Technologies components may be used in life-support devices or systems only with the express written approval of Infineon Technologies, if a failure of such components can reasonably be expected to cause the failure of that life-support device or system or to affect the safety or effectiveness of that device or system. Life support devices or systems are intended to be implanted in the human body or to support and/or maintain and sustain and/or protect human life. If they fail, it is reasonable to assume that the health of the user or other persons may be endangered.

单击下面可查看定价，库存，交付和生命周期等信息

[>>Infineon\(英飞凌\)](#)