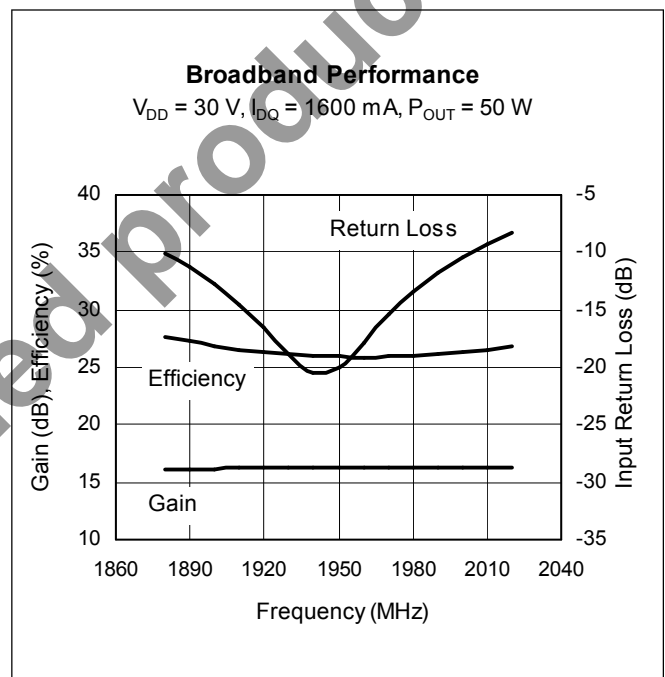
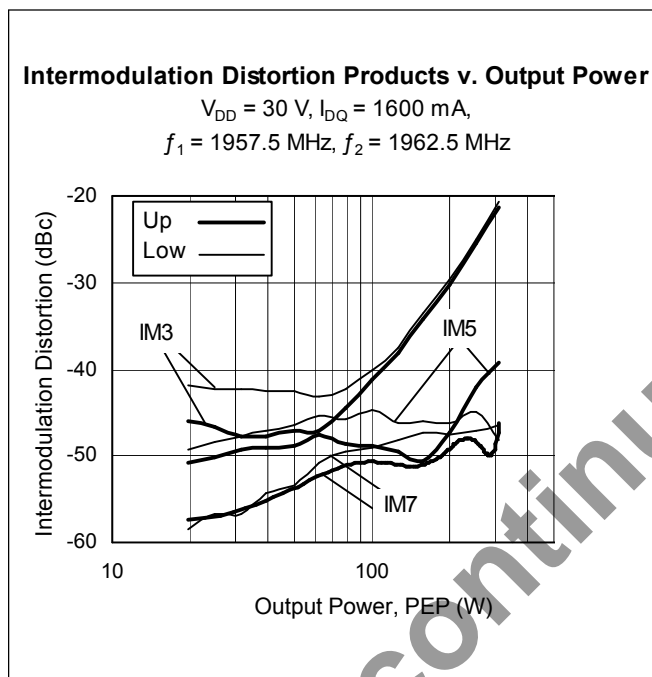


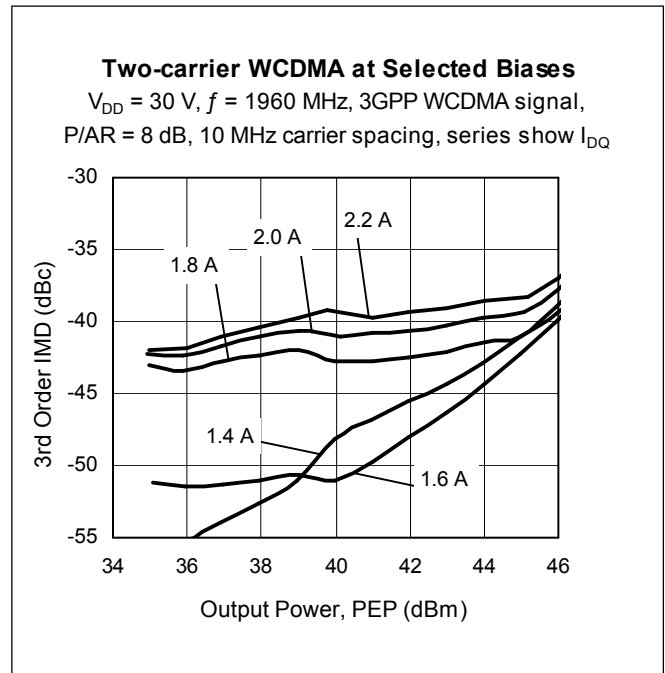
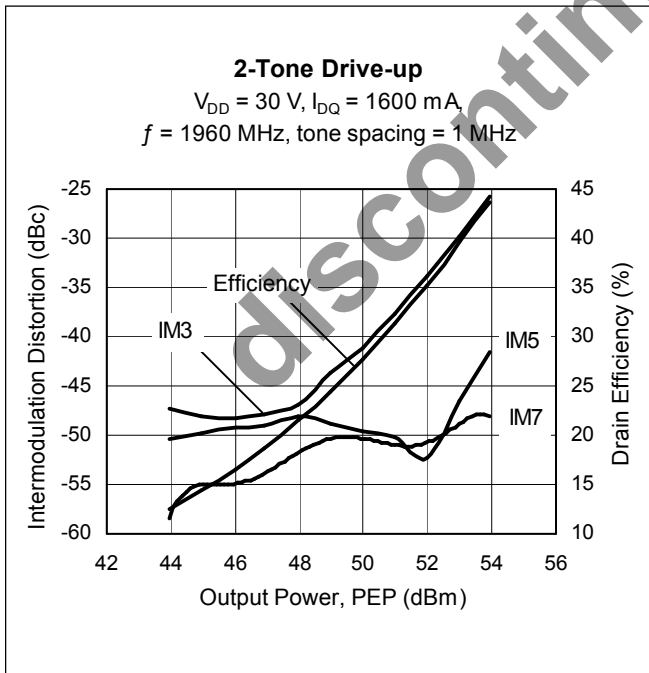
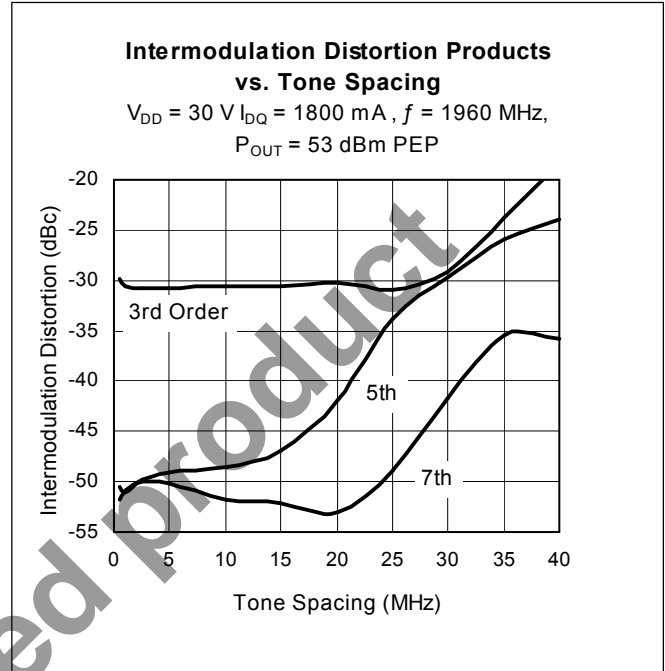
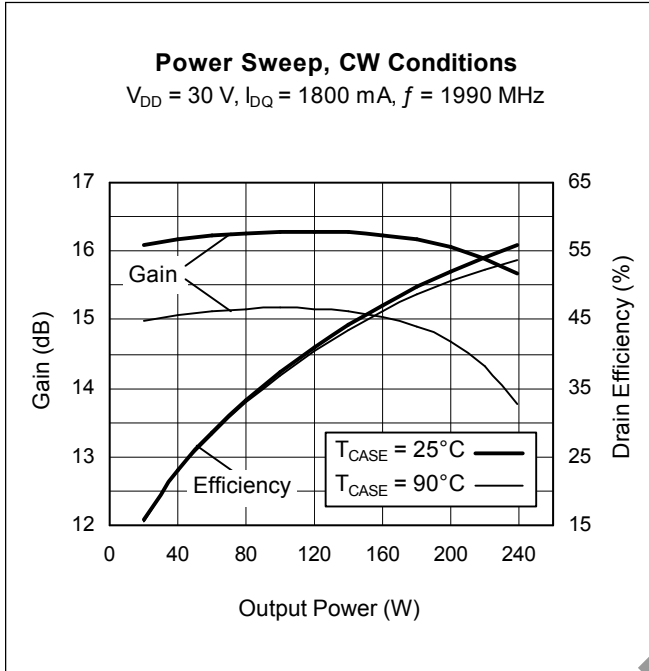
### Ordering Information

Type and Version	Package Type	Package Description	Marking
PTFA192001E V4	H-36260-2	Thermally-enhanced slotted flange, single-ended	PTFA192001E
PTFA192001F V4	H-37260-2	Thermally-enhanced earless flange, single-ended	PTFA192001F

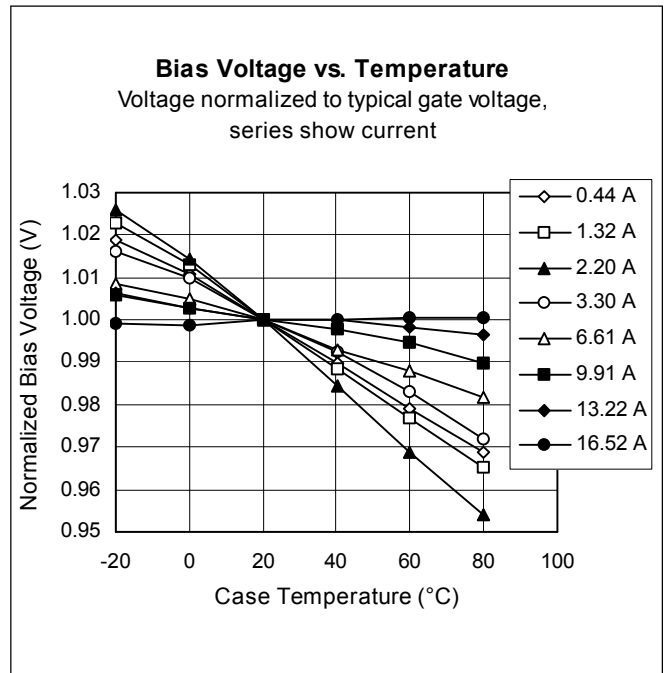
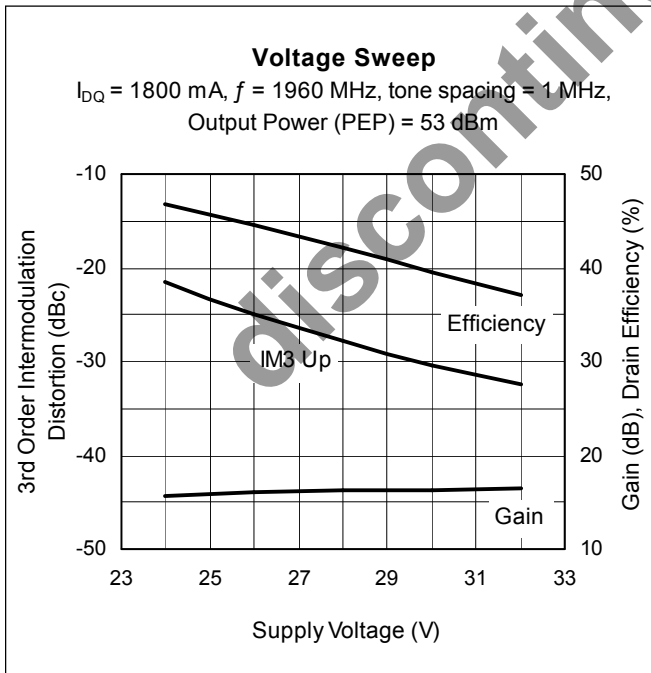
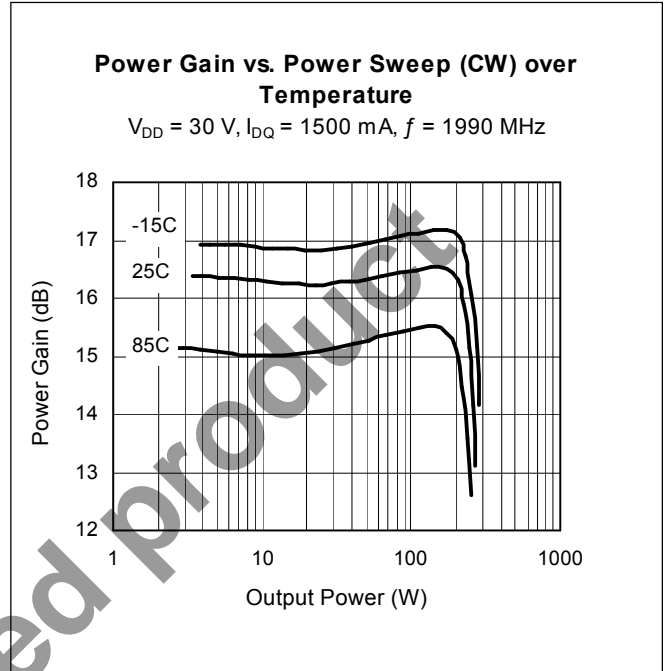
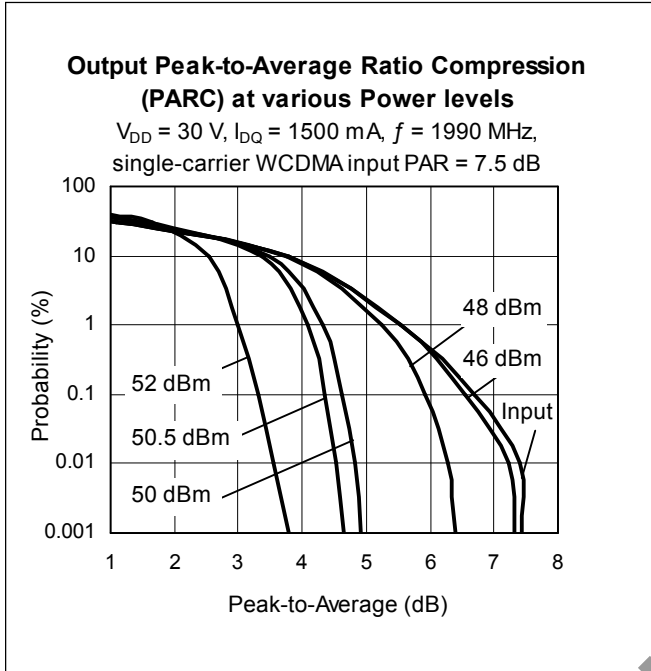
### Typical Performance (data taken in a production test fixture)



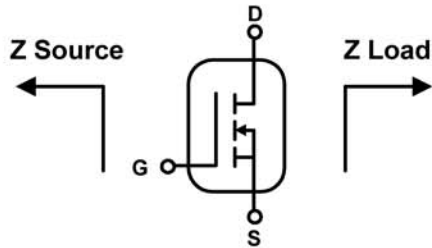
Typical Performance (cont.)



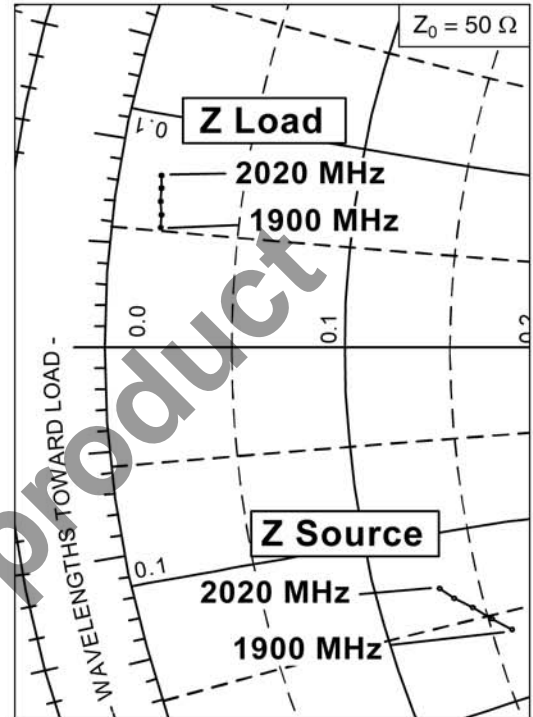
Typical Performance (cont.)



### Broadband Circuit Impedance



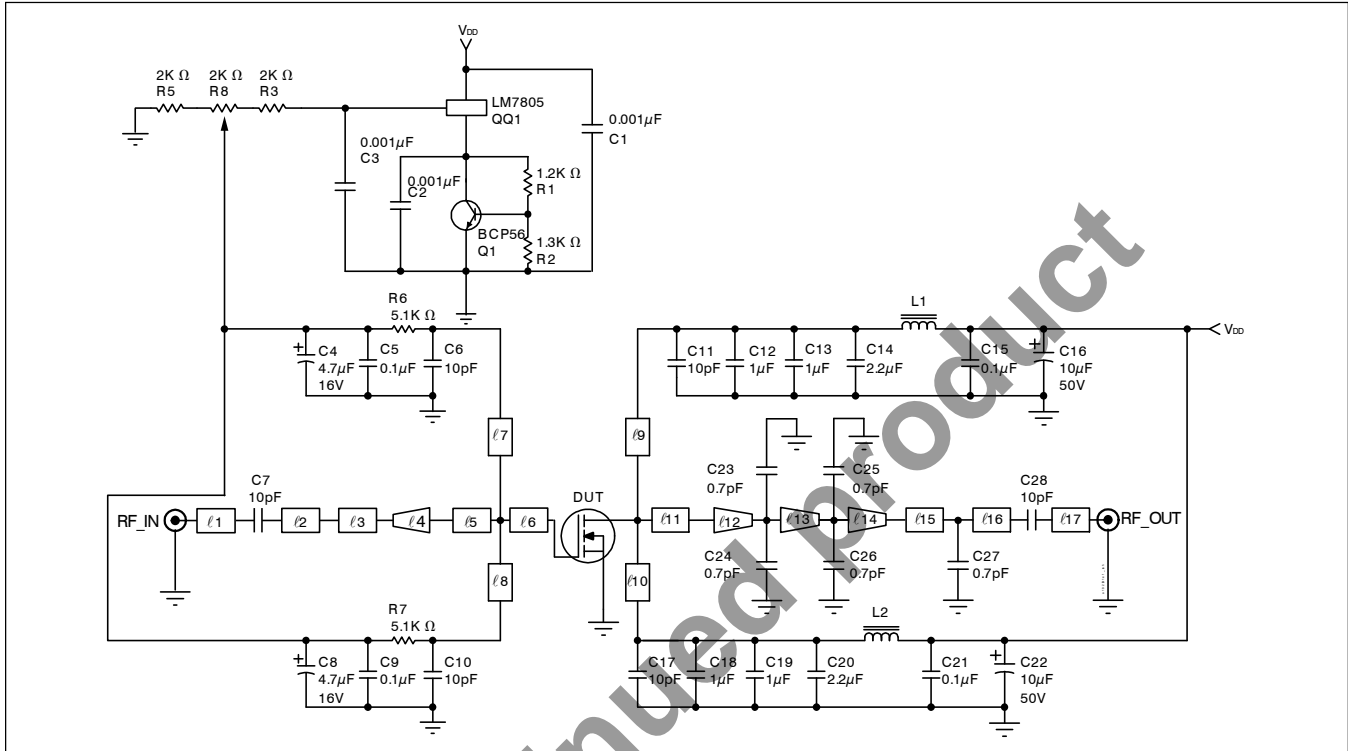
Frequency MHz	Z Source $\Omega$		Z Load $\Omega$	
	R	jX	R	jX
1900	8.033	-8.054	0.943	2.60
1930	7.611	-7.612	0.932	2.87
1960	7.230	-7.197	0.886	3.15
1990	6.839	-6.839	0.863	3.44
2020	6.541	-6.496	0.829	3.71



See next page for circuit information

discontinued product

### Reference Circuit



Reference circuit schematic for  $f = 1960 \text{ MHz}$

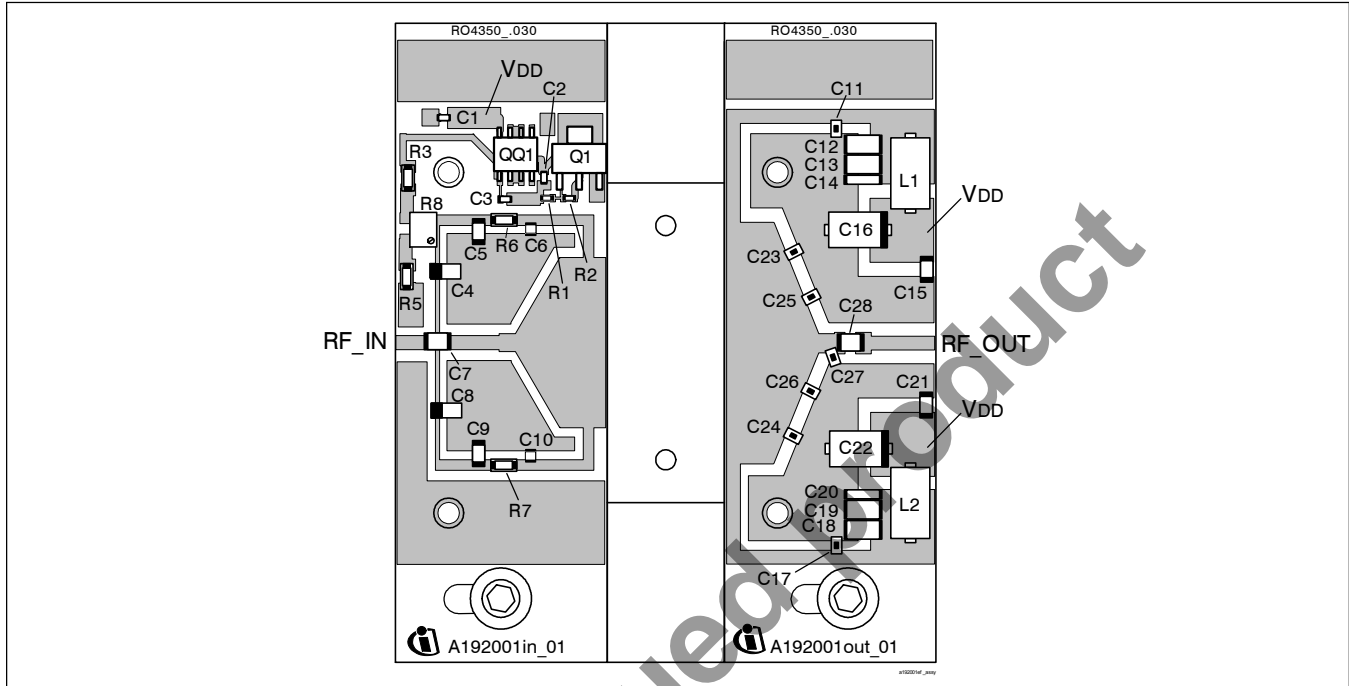
#### Circuit Assembly Information

DUT	PTFA192001E or PTFA192001F	LDMOS Transistor	
PCB	0.76 mm [.030"] thick, $\epsilon_r = 3.48$	Rogers RO4350	1 oz. copper

Microstrip	Electrical Characteristics at 1960 MHz <sup>1</sup>	Dimensions: L x W ( mm )	Dimensions: L x W ( in. )
l1	0.038 $\lambda$ , 50.0 $\Omega$	3.51 x 1.70	0.138 x 0.067
l2	0.071 $\lambda$ , 50.0 $\Omega$	6.60 x 1.70	0.260 x 0.067
l3	0.022 $\lambda$ , 43.0 $\Omega$	2.01 x 2.16	0.079 x 0.085
l4 (taper)	0.060 $\lambda$ , 43.0 $\Omega$ / 6.9 $\Omega$	5.28 x 2.16 / 20.32	0.208 x 0.085 / 0.800
l5	0.040 $\lambda$ , 6.9 $\Omega$	3.33 x 20.32	0.131 x 0.800
l6	0.026 $\lambda$ , 6.9 $\Omega$	2.21 x 20.32	0.087 x 0.800
l7, l8	0.123 $\lambda$ , 60.0 $\Omega$	11.48 x 1.24	0.452 x 0.049
l9, l10	0.258 $\lambda$ , 50.9 $\Omega$	23.88 x 1.65	0.940 x 0.065
l11	0.067 $\lambda$ , 5.0 $\Omega$	5.59 x 28.91	0.220 x 1.138
l12 (taper)	0.017 $\lambda$ , 5.0 $\Omega$ / 7.2 $\Omega$	1.42 x 28.91 / 19.51	0.056 x 1.138 / 0.768
l13 (taper)	0.024 $\lambda$ , 7.2 $\Omega$ / 12.3 $\Omega$	2.08 x 19.51 / 10.67	0.082 x 0.768 / 0.420
l14 (taper)	0.019 $\lambda$ , 12.3 $\Omega$ / 41 $\Omega$	1.78 x 10.67 / 2.29	0.070 x 0.420 / 0.090
l15	0.009 $\lambda$ , 41.0 $\Omega$	0.79 x 2.29	0.031 x 0.090
l16	0.021 $\lambda$ , 41.0 $\Omega$	1.85 x 2.29	0.073 x 0.090
l17	0.096 $\lambda$ , 50.0 $\Omega$	8.99 x 1.70	0.354 x 0.067

<sup>1</sup>Electrical characteristics are rounded.

Reference Circuit (cont.)

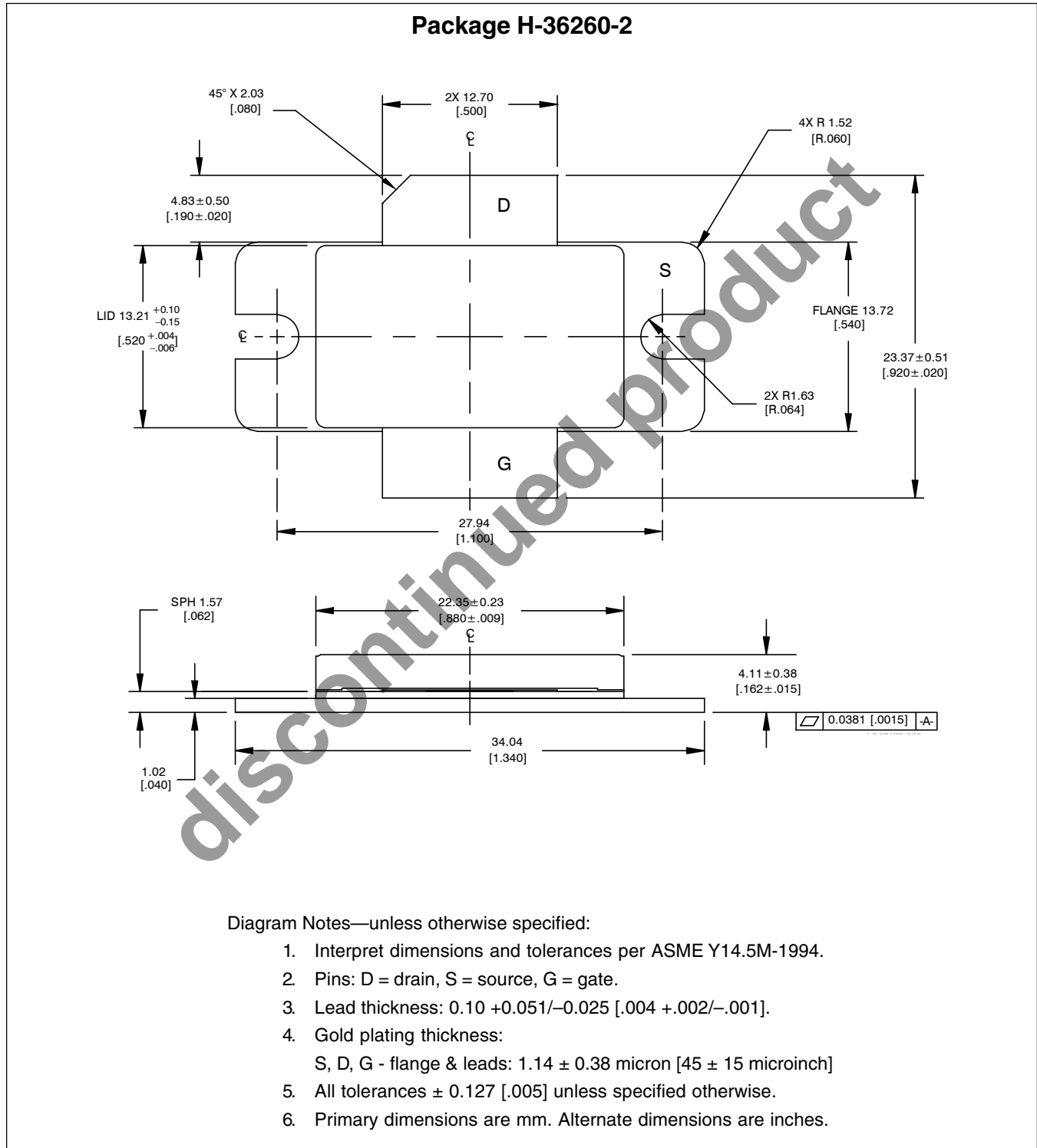


Reference circuit assembly diagram\* (not to scale)

Component	Description	Suggested Manufacturer	P/N or Comment
C1, C2, C3	Capacitor, 0.001 $\mu$ F	Digi-Key	PCC1772CT-ND
C4, C8	Capacitor, 4.7 $\mu$ F, 16 V	Digi-Key	PCS3475CT-ND
C5, C9, C15, C21	Capacitor, 0.1 $\mu$ F	Digi-Key	PCC104BCT-ND
C6, C10	Ceramic capacitor, 10 pF	ATC	100A 100
C7, C28	Ceramic capacitor, 10 pF	ATC	100B 100
C11, C17	Capacitor, 10 pF	AVX	08051J100GBTTR
C12, C13, C18, C19	Ceramic capacitor, 1 $\mu$ F	Digi-Key	445-1411-1-ND
C14, C20	Capacitor, 2.2 $\mu$ F	Digi-Key	445-1447-2-ND
C16, C22	Tantalum capacitor, 10 $\mu$ F, 50 V	Garrett Electronics	TPSE106K050R0400
C23, C24, C25, C26, C27	Capacitor, 0.7 pF	AVX	08051J0R7BBTTR
L1, L2	Ferrite, 8.9 mm	Elna Magnetics	BDS 4.6/3/8.9-4S2
Q1	Transistor	Infineon Technologies	BCP56
QQ1	Voltage regulator	National Semiconductor	LM7805
R1	Chip resistor 1.2 k-ohms	Digi-Key	P1.2KGCT-ND
R2	Chip resistor 1.3 k-ohms	Digi-Key	P1.3KGCT-ND
R3, R5	Chip resistor 2 k-ohms	Digi-Key	P2KECT-ND
R6, R7	Chip resistor 5.1 k-ohms	Digi-Key	P5.1KECT-ND
R8	Potentiometer 2 k-ohms	Digi-Key	3224W-202ETR-ND

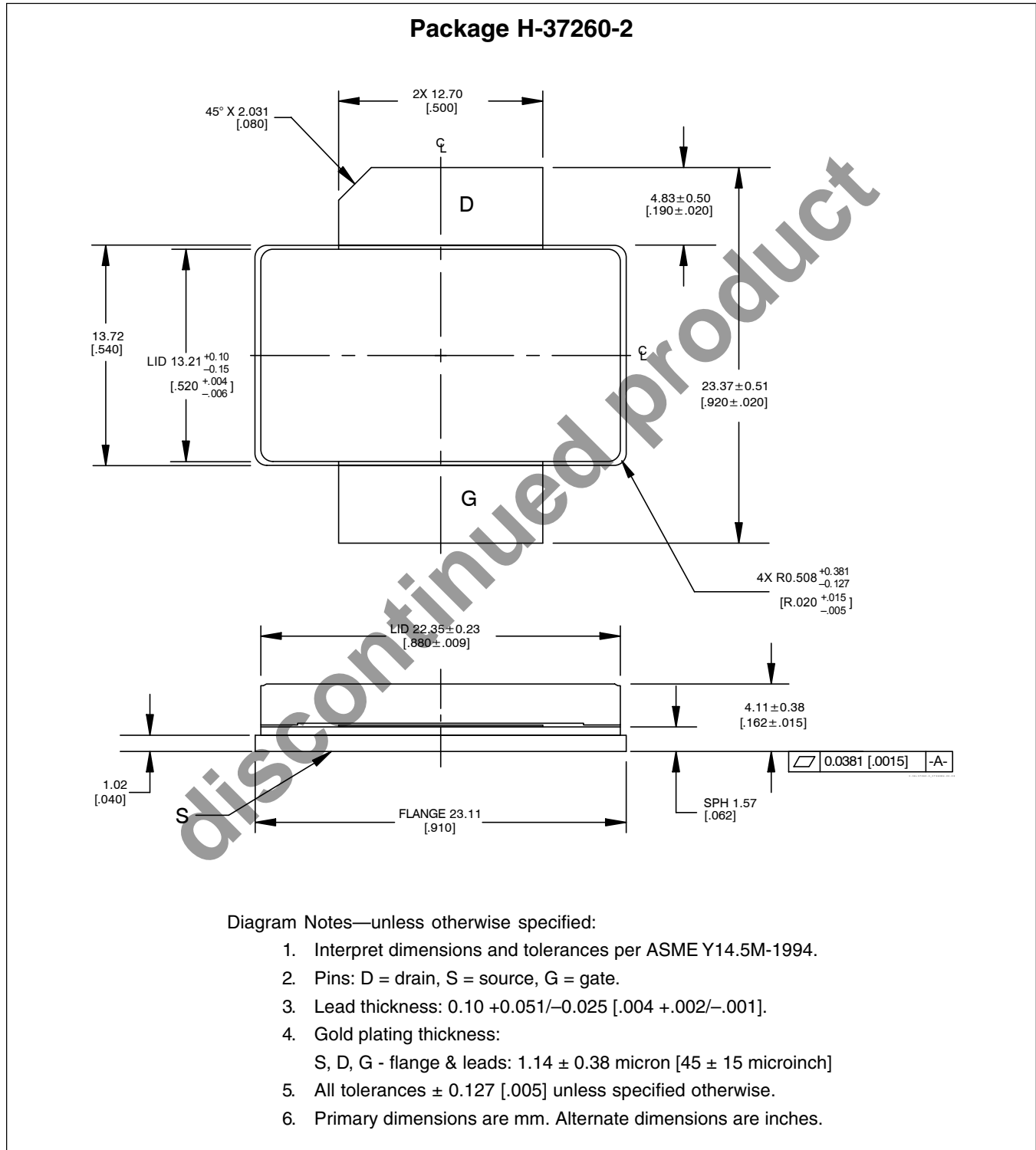
\*Gerber files for this circuit available on request

## Package Outline Specifications



Find the latest and most complete information about products and packaging at the Infineon Internet page  
<http://www.infineon.com/rfpower>

Package Outline Specifications (cont.)



Find the latest and most complete information about products and packaging at the Infineon Internet page  
<http://www.infineon.com/rfpower>



Revision History: 2017-07-19

Data Sheet

Previous Version: 2015-03-04, Data Sheet

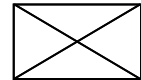
Page	Subjects (major changes since last revision)
All	Product discontinued

**We Listen to Your Comments**

Any information within this document that you feel is wrong, unclear or missing at all?  
Your feedback will help us to continuously improve the quality of this document.  
Please send your proposal (including a reference to this document) to:

[highpowerRF@infineon.com](mailto:highpowerRF@infineon.com)

To request other information, contact us at:  
+1 877 465 3667 (1-877-GO-LDMOS) USA  
or +1 408 776 0600 International



GOLDMOS® is a registered trademark of Infineon Technologies AG.

**Edition 2017-07-19**

**Published by**  
**Infineon Technologies AG**  
**81726 Munich, Germany**

**© 2009 Infineon Technologies AG**  
**All Rights Reserved.**

**Legal Disclaimer**

The information given in this document shall in no event be regarded as a guarantee of conditions or characteristics. With respect to any examples or hints given herein, any typical values stated herein and/or any information regarding the application of the device, Infineon Technologies hereby disclaims any and all warranties and liabilities of any kind, including without limitation, warranties of non-infringement of intellectual property rights of any third party.

**Information**

For further information on technology, delivery terms and conditions and prices, please contact the nearest Infineon Technologies Office ([www.infineon.com/rfpower](http://www.infineon.com/rfpower)).

**Warnings**

Due to technical requirements, components may contain dangerous substances. For information on the types in question, please contact the nearest Infineon Technologies Office.

Infineon Technologies components may be used in life-support devices or systems only with the express written approval of Infineon Technologies, if a failure of such components can reasonably be expected to cause the failure of that life-support device or system or to affect the safety or effectiveness of that device or system. Life support devices or systems are intended to be implanted in the human body or to support and/or maintain and sustain and/or protect human life. If they fail, it is reasonable to assume that the health of the user or other persons may be endangered.

单击下面可查看定价，库存，交付和生命周期等信息

[>>Infineon\(英飞凌\)](#)