

## Product Brief

# BCR430U

## Linear low-voltage drop LED driver IC

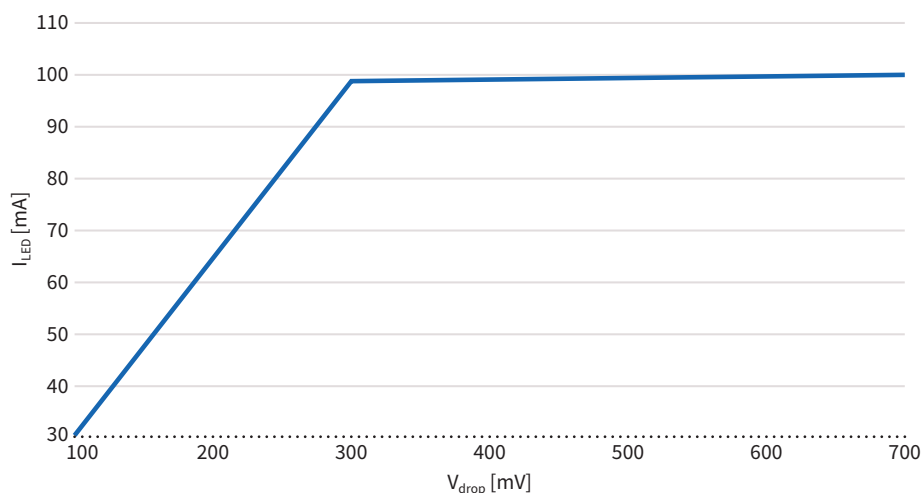
Long term reliability and longevity of LEDs are key. BCR430U is the best choice when you need to drive low power LED strings and strips supplied by a DC voltage source and at the same time requesting more flexibility in voltage headroom.

BCR430U is a linear LED controller IC in a small SOT23-6 package regulating the LED current in standalone operation without the need of any external power transistor. It is suitable for driving currents from 5 to 100 mA and the IC supply voltage range is from 6 V up to 42 V. The LED current level can be adjusted connecting a high ohmic resistor  $R_{set}$  to pin RS.

The voltage drop at the integrated LED driver stage can go down to 200 mV at 50 mA and less improving the overall system efficiency and providing extra voltage headroom to compensate for tolerances of LED forward voltage or supply voltage. This means to be able to have e.g. one LED more on board or reducing controllers needed saving space and BOM.

The driving current is always under control, no matter at which temperature thanks to a smart temperature controlling circuit reducing the LED current when junction temperature of BCR430U is very high.

LED current versus voltage drop ( $V_S = 24\text{ V}$ ,  $R_{set} = 6.2\text{ k}\Omega$ )




### Key features

- > Supply voltage from 6 to 42 V
- > Controls up to 100 mA LED current
- > Typ. 135 mV saturation voltage at 50 mA
- > LED current precision  $\pm 5\%$
- > Smart over temperature protection

### Typical applications

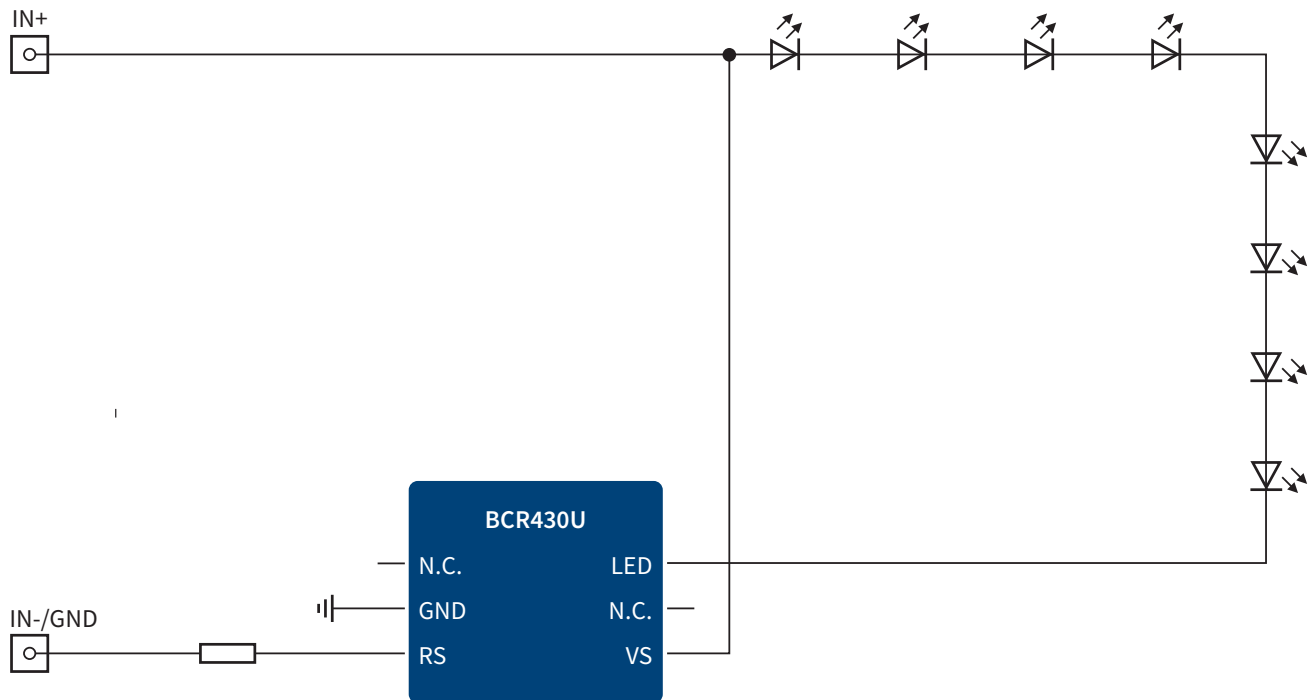
- > LED strips
- > Architectural LED lighting
- > LED displays and channel letters
- > Emergency lighting
- > Retail lighting
- > White good lighting



# BCR430U

## Linear low-voltage drop LED driver IC

Typical application diagram 24 V LED driver



### Order information

Type	Description	Order information
BCR430U	Linear LED controller IC	SP001659266
BCR430U LED board	Evaluation board BCR430U	SP001709472

Published by  
Infineon Technologies AG  
81726 Munich, Germany

© 2017 Infineon Technologies AG.  
All Rights Reserved.

#### Please note!

THIS DOCUMENT IS FOR INFORMATION PURPOSES ONLY AND ANY INFORMATION GIVEN HEREIN SHALL IN NO EVENT BE REGARDED AS A WARRANTY, GUARANTEE OR DESCRIPTION OF ANY FUNCTIONALITY, CONDITIONS AND/OR QUALITY OF OUR PRODUCTS OR ANY SUITABILITY FOR A PARTICULAR PURPOSE. WITH REGARD TO THE TECHNICAL SPECIFICATIONS OF OUR PRODUCTS, WE KINDLY ASK YOU TO REFER TO THE RELEVANT PRODUCT DATA SHEETS PROVIDED BY US. OUR CUSTOMERS AND THEIR TECHNICAL DEPARTMENTS ARE REQUIRED TO EVALUATE THE SUITABILITY OF OUR PRODUCTS FOR THE INTENDED APPLICATION.

WE RESERVE THE RIGHT TO CHANGE THIS DOCUMENT AND/OR THE INFORMATION GIVEN HEREIN AT ANY TIME.

#### Additional information

For further information on technologies, our products, the application of our products, delivery terms and conditions and/or prices, please contact your nearest Infineon Technologies office ([www.infineon.com](http://www.infineon.com)).

#### Warnings

Due to technical requirements, our products may contain dangerous substances. For information on the types in question, please contact your nearest Infineon Technologies office.

Except as otherwise explicitly approved by us in a written document signed by authorized representatives of Infineon Technologies, our products may not be used in any life-endangering applications, including but not limited to medical, nuclear, military, life-critical or any other applications where a failure of the product or any consequences of the use thereof can result in personal injury.

单击下面可查看定价，库存，交付和生命周期等信息

[>>Infineon\(英飞凌\)](#)