

45 W high efficiency adapter evaluation board

featuring 700 V CoolMOS™ P7 in
SOT-223 package

DEMO_45W_19V_FLYB_P7

[Jared Huntington \(IFAT PMM ACDC AE\)](#)

[Florian Zechner \(IFAT PMM ACDC AF\)](#)

GD10000490

Downloaded From [Oneyac.com](#)



Table of contents

1

General description

2

Efficiency results

3

EMI results

Table of contents

1 General description

2 Efficiency results

3 EMI results

General description


Introduction

This evaluation board (DEMO_45W_19V_FLYB_P7) was designed in a 45 W notebook adapter form factor using the 700 V CoolMOS™ P7 in a SOT-223 package (IPN70R600P7S) and a standard flyback PWM controller. The SOT-223 package is a cost effective one-to-one drop-in alternative to DPAK that also enables footprint reduction in some designs.

This evaluation board is not only designed to meet efficiency and thermal specifications, but has also passed the necessary conducted and radiated emissions requirements. It is an evaluation board design which meets the typical notebook adapter requirements and can be produced after verification tests.

Summary of features:

- › Input voltage: 90 – 264 V_{AC}
- › Output voltage: 19 V_{DC}
- › Output current max.: 2.37 A
- › Efficiency: ~87.9% (at 115 V_{AC}, 100% load)
- › Efficiency: ~89.1% (at 230 V_{AC}, 100% load)



General description

Schematic

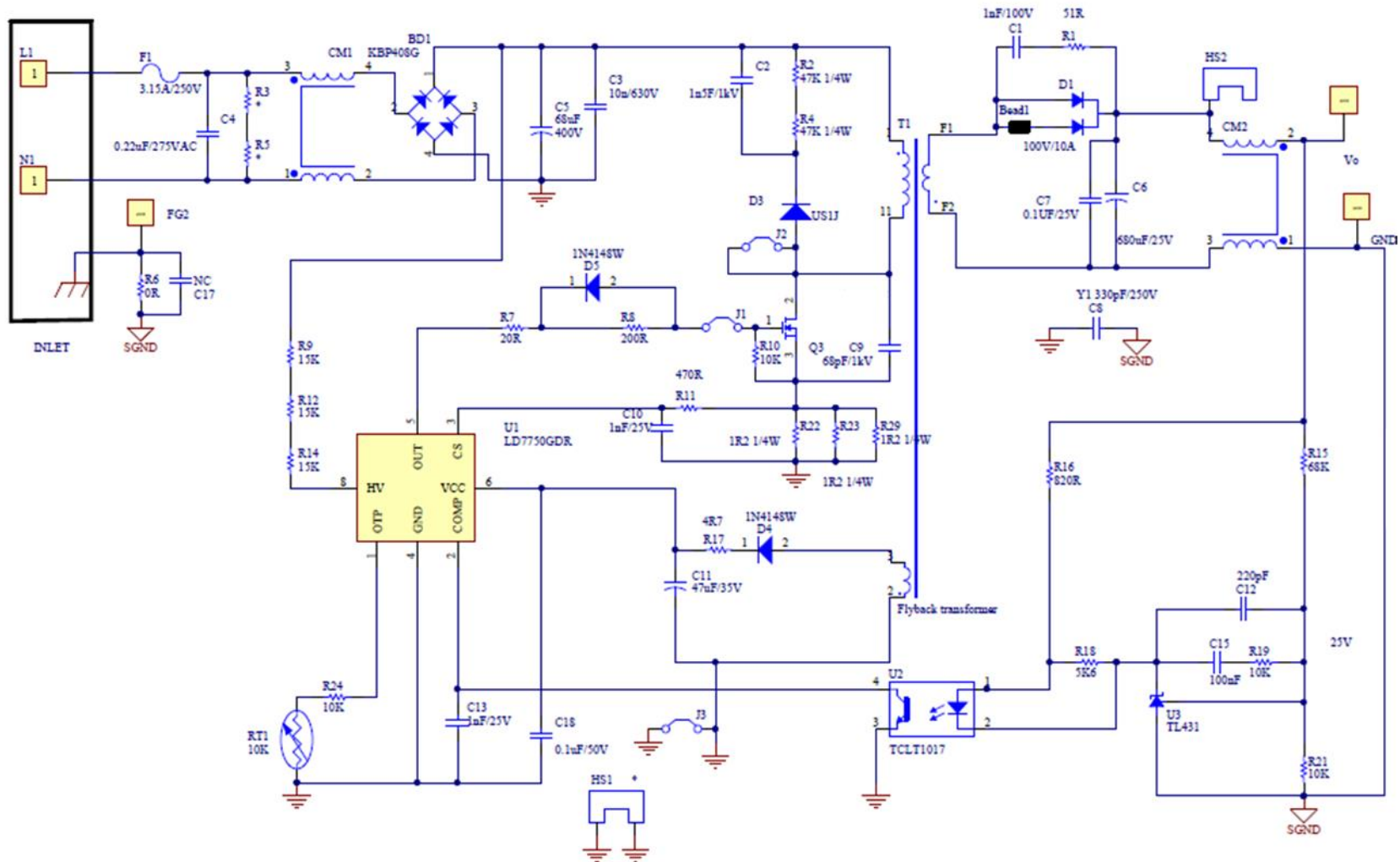


Table of contents

1 General description

2 Efficiency results

3 EMI results

Efficiency results

The table below shows the measured efficiency results of the final reference board meeting the EU CoC Version 6 requirements.

Input voltage	Rated power	P_{in}	V_{out}	I_{out}	P_{out}	Efficiency	Average η
115 V AC	25%	12.93	19.32	0.592	11.45	88.53%	88.53%
	50%	25.72	19.25	1.186	22.84	88.82%	
	75%	38.43	19.2	1.773	34.05	88.62%	
	100%	51.68	19.13	2.375	45.44	87.95%	
Input voltage	Rated power	P_{in}	V_{out}	I_{out}	P_{out}	Efficiency	Average η
230 V AC	25%	12.97	19.32	0.592	11.45	88.23%	88.79%
	50%	25.71	19.25	1.185	22.83	88.82%	
	75%	38.25	19.19	1.771	34.00	88.91%	
	100%	50.96	19.13	2.375	45.44	89.19%	

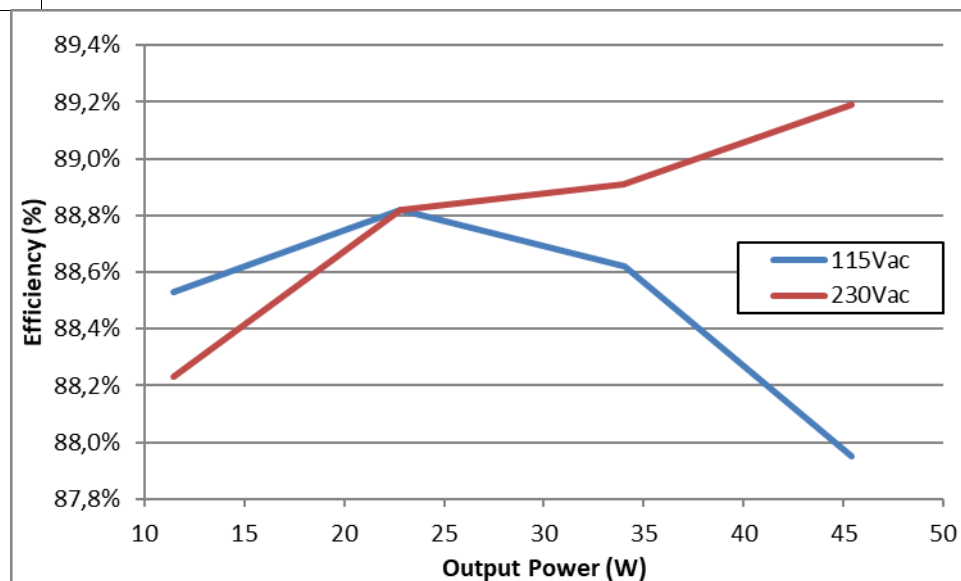


Table of contents

1 General description

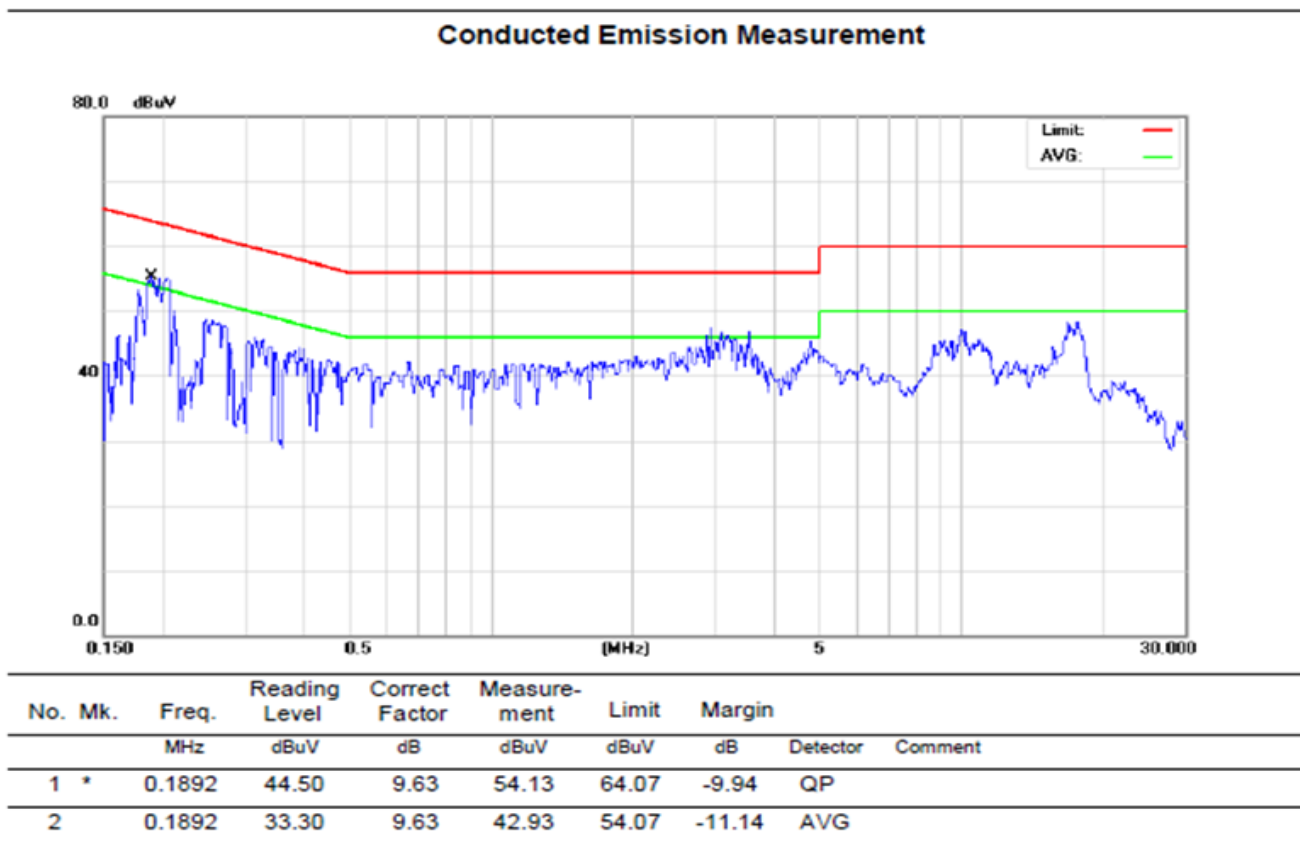
2 Efficiency results

3 EMI results

Conducted EMI results

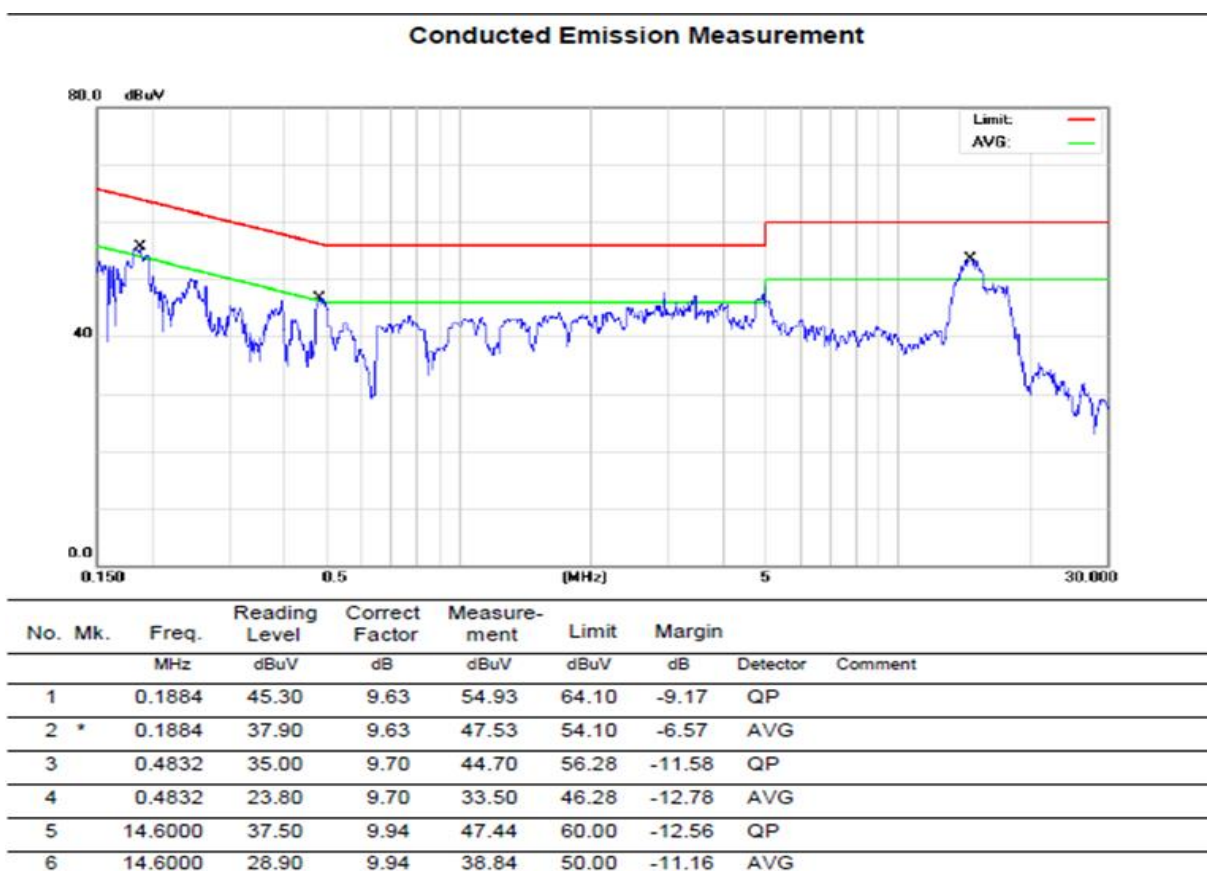
Conducted emissions results from the reference board at 115 V_{AC} (line)

Below are the conducted emissions test results. The results are tested to the EN 55022 class B limit. With the changes mentioned in the previous sections, the reference design is capable of meeting the requirements with the QP measurement 9.94 dB below the QP limit line.



Conducted EMI results

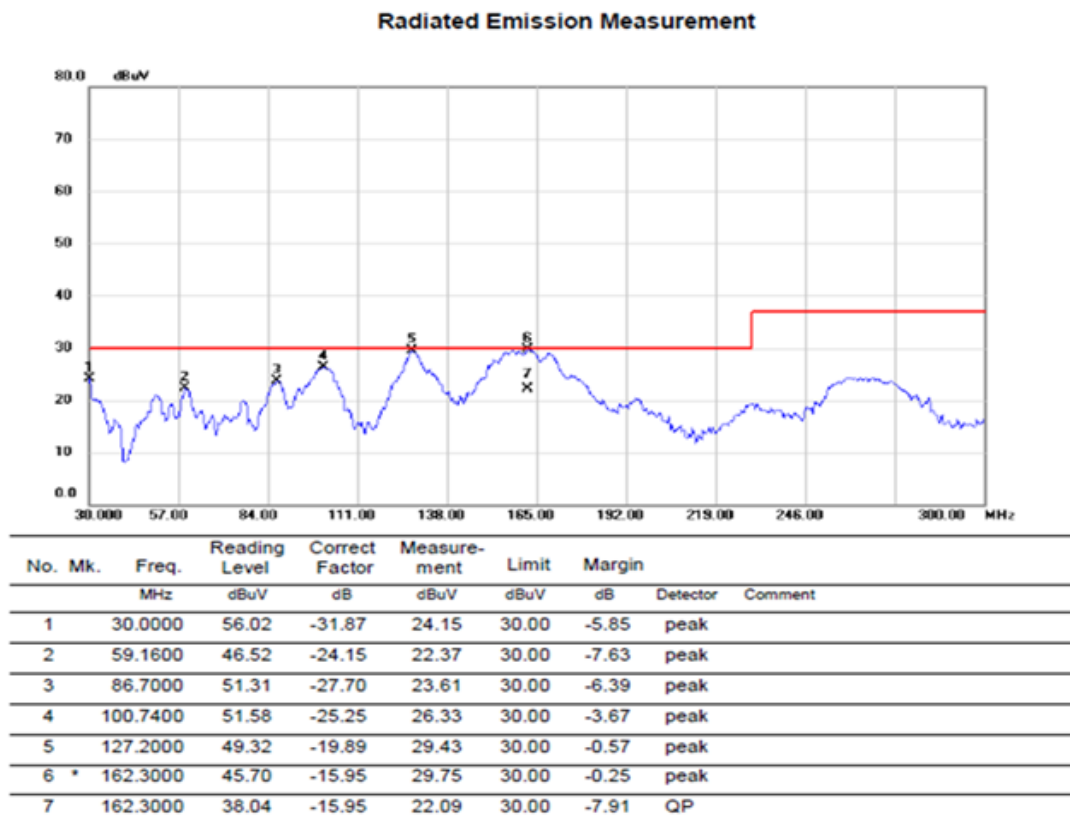
Conducted emissions results from the reference board at 230 V_{AC} (line)



Radiated EMI results

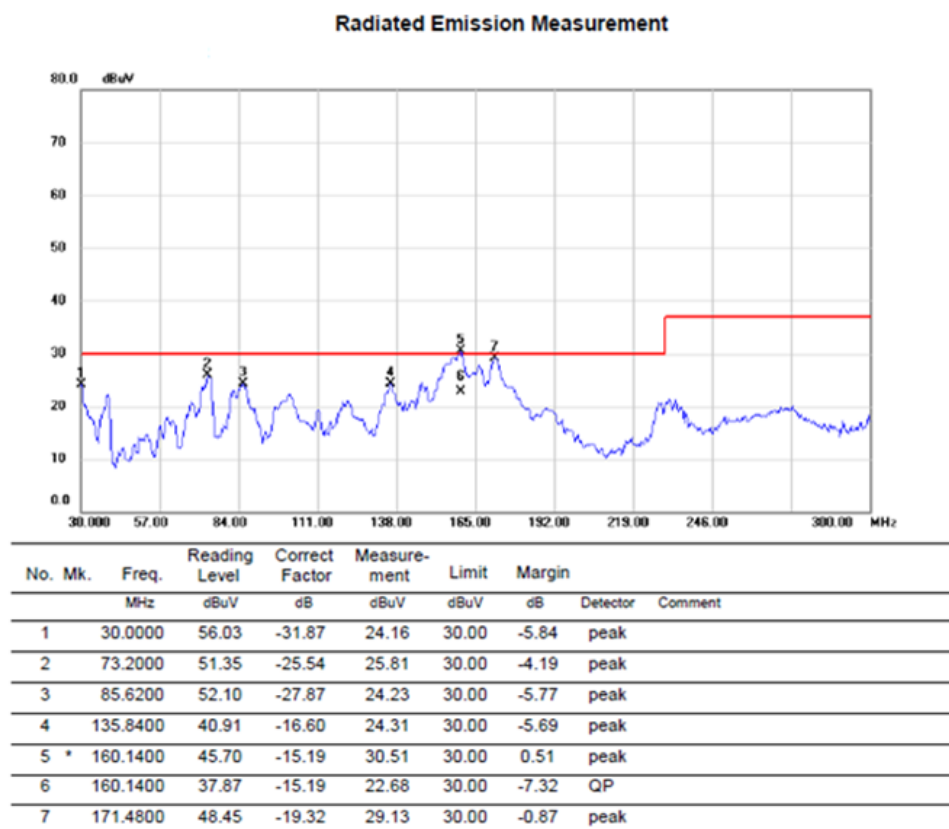
Radiated emissions results from the reference board at 115 V_{AC} (vertical)

Below are the radiated emissions test results done in at an external EMI chamber. The results are tested to the EN 55022 class B limit. With the changes mentioned in the previous sections, the reference design is capable of meeting the requirements with the QP measurement 7.32 dB below the QP limit line.



Radiated EMI results

Radiated emissions results from the reference board at 230 V_{AC} (vertical)





Technical Material

- > Application Notes
- > Simulation Models
- > Datasheets
- > PCB Design Data

- > [DEMO 45W 19V FLYB P7](#)
- > [IPN70R600P7S](#)

Evaluation Boards

- > Evaluation Boards
- > Demoboards
- > Reference Designs

- > www.infineon.com/evaluationboards

Videos

- > Technical Videos
- > Product Information Videos

- > www.infineon.com/mediacenter

Support Online tools and services



The screenshot shows the Infineon website's navigation menu with the following items: Products, Applications, Tools (highlighted with a red box and a '3' in a circle), About Infineon, and Careers. In the top right corner, there are links for Newsletter (1), Contact, Where to Buy (2), English, and Login. A search bar is also present. The main content area features a 'Lighting' banner with a cityscape background, a headline 'New LED controller enables low-wattage luminaire designs August 26th 17:00 CEST', and a 'Register Now!' button. A vertical sidebar on the right contains four numbered items: 1. Subscribe to Newsletter, 2. Where to Buy, 3. Tools, Finders and Selectors, and 4. Support.

- Products
- Applications
- Tools
- Support (4)
- Technology

- Power
- Automotive System IC
- ESD & EMI
- Microcontroller
- RF & Wireless Control
- Security IC
- Sensor
- Smart Card IC
- Interface
- Transistor & Diode

- Power Overview
- Power MOSFET
- IGBT
- Smart Low-Side & High-Side Switches
- Linear Voltage Regulator
- DC-DC Converter
- LED Driver | Lighting ICs
- Silicon Carbide (SiC)
- High Power Thyristors & Diodes
- Motor Control & Gate Driver
- AC-DC Supply

News & Tweets



Part of your life. Part of tomorrow.



单击下面可查看定价，库存，交付和生命周期等信息

[>>Infineon\(英飞凌\)](#)