

Power Management & Supply Selection Guide



www.infineon.com/powermanagement



Never stop thinking

Introduction

INFINEON'S POWER SEMICONDUCTOR PHILOSOPHY

is rather simple: if we invest in development of a new power semiconductor product, it must be substantially superior to any comparable competitor power semiconductor. For the past seven years, Infineon's power semiconductors – CoolMOS™ Super Junction High-Voltage MOSFETs, thinQ!™ Silicon Carbide Schottky Diodes, OptiMOS® 25 & 30V MOSFETs, CoolSET™, PWM / CoolMOS™ combinations, and now OptiMOS®2 100V MOSFETs, OptiMOS®3 30V MOSFETs, CoolMOS™ CP 500V Series and the Second Generation 600V Silicon Carbide Schottky Diodes – exemplify this philosophy. Put us to the test and see why Infineon's Power Semiconductors lead to your Superior Solutions.

POWER MANAGEMENT for application areas such as telecom and information processing systems, continually presents new challenges: growing power demands requiring greater power density, higher efficiency and lower SMPS cost, while available space is constantly shrinking.


Content

ICs

Gate Driver	4
PWM Control IC	4
Fan Speed Controller	6
SMPS IC Overview	8
PWM Controller	10
Smart Ballast Controller	14
PFC and Combo Controller	16
CoolSET™	18
Naming System	20

Discretes

MOSFETs	23
Depletion MOSFETs	42
HV Diodes	43
Alphanumeric Listing	44
Package Overview	47



Gate Driver	High Performance		Cost Performance Optimized	
	TDA21106	TDA21102	TDA21107	TDA21103
Package	SO-8	SO-14	SO-8	SO-14
ROHS-compliant	✓	✓	✓	✓
Number of channels	1	2	1	2
Maximum junction temperature	-25 to 150°C	-25 to 150°C	0 to 150°C	0 to 150°C
Supply voltage, V_{CC}	25 V	25 V	15 V	15 V
BOOT to GND	45 V	45 V	15 V	30 V
PHASE to GND DC	-1 ~ 25 V	-1 ~ 25 V	30 V	15 V
PHASE to GND dynamic	-20 ~ 30 V ¹⁾	-20 ~ 30 V ¹⁾	-10 ~ 30 V ²⁾	–
Switching frequency	2 MHz	2 MHz	1 MHz	1 MHz
Driving capability -HS	Source: 4 A Sink: 4 A	Source: 4 A Sink: 4 A	Source: 3 A Sink: 3 A	Source: 2 A Sink: 2 A
Driving capability -LS	Source: 4 A Sink: 4 A	Source: 4 A Sink: 4 A	Source: 3 A Sink: 3 A	Source: 2 A Sink: 2 A
Typical propagation delay time	10 ~ 20 ns	15 ~ 20 ns	15 ~ 20 ns	45 ~ 60 ns
Power on overvoltage protection	–	–	–	✓
Integrated bootstrap diode	✓	✓	✓	✓
Product status	Production	Production	Production	Production

1) $t_{\text{pulse max}} = 500 \text{ ns}$, Maximum Duty Cycle = 2%

2) $t_{\text{pulse max}} = 200 \text{ ns}$

PWM	TDA21301	TDA21302	TDA21303
VRM / VRD	VR10.1	VR10	VR10 / VR next generation
Package	TSSOP-28	SO-32	VQFN-40
ROHS-compliant	✓	✓	✓
Number of phases	2 ~ 4	2 ~ 4	2 ~ 4
VID bits	6	6	6
Output voltage	0.8375 ~ 1.6 V	0.8375 ~ 1.6 V	0.8375 ~ 1.6 V
Inductor DCR sensing	✓	–	–
MOSFET RDS(on) sensing	–	✓	✓
OCP, OVP	✓	✓	✓
Dynamic VIDs (VIDs on the fly)	✓	✓	✓
Switching frequency	50 – 400 kHz	50 – 400 kHz	50 – 400 kHz

For an overview about ROHS-compliant products please go to www.infineon.com/greenproducts

TDA21801 – Fan Speed Controller

WITH THE NEW fan speed controller TDA21801, essential system monitoring features of switched mode power supplies (SMPS) such as adjustable minimum fan speed, fan ON/OFF and over-temperature protection (OTP) can be easily implemented. Only few external components added to the IC are necessary for it.

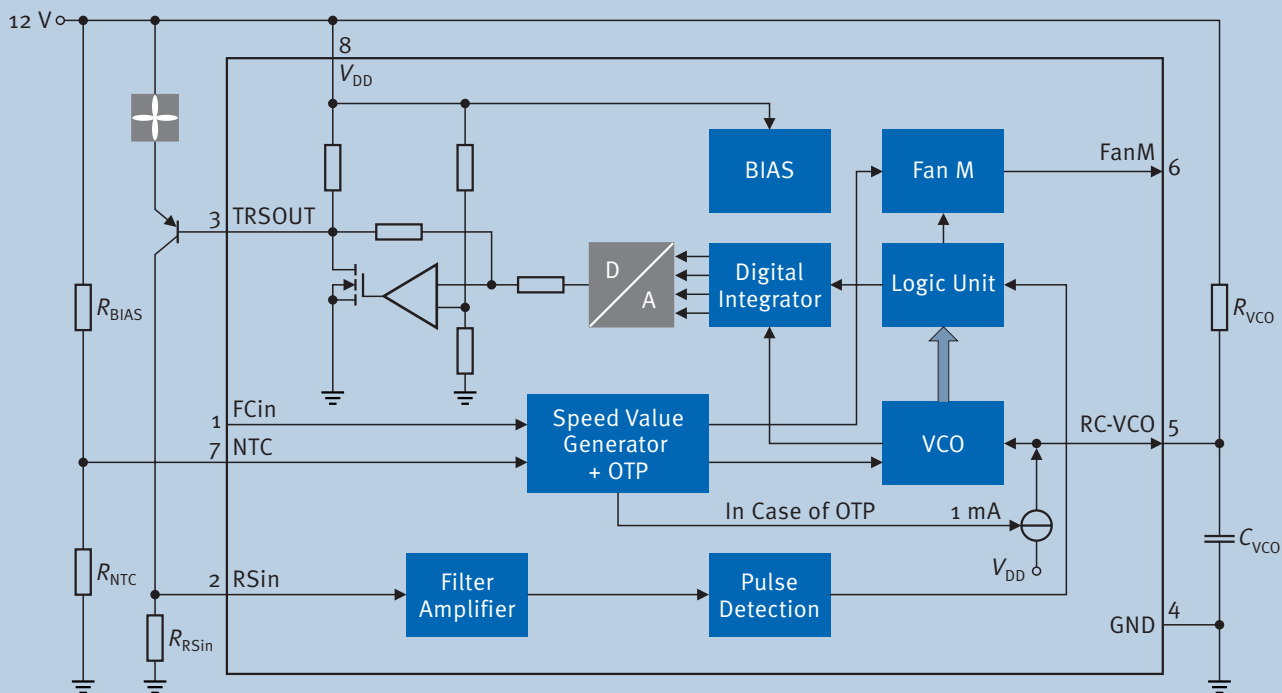
THE TDA21801 is designed for applications using 3- or 4-wire fan solutions like PC silver boxes, Server silver box AC/DC converter and industrial/medical power supplies.

Benefits

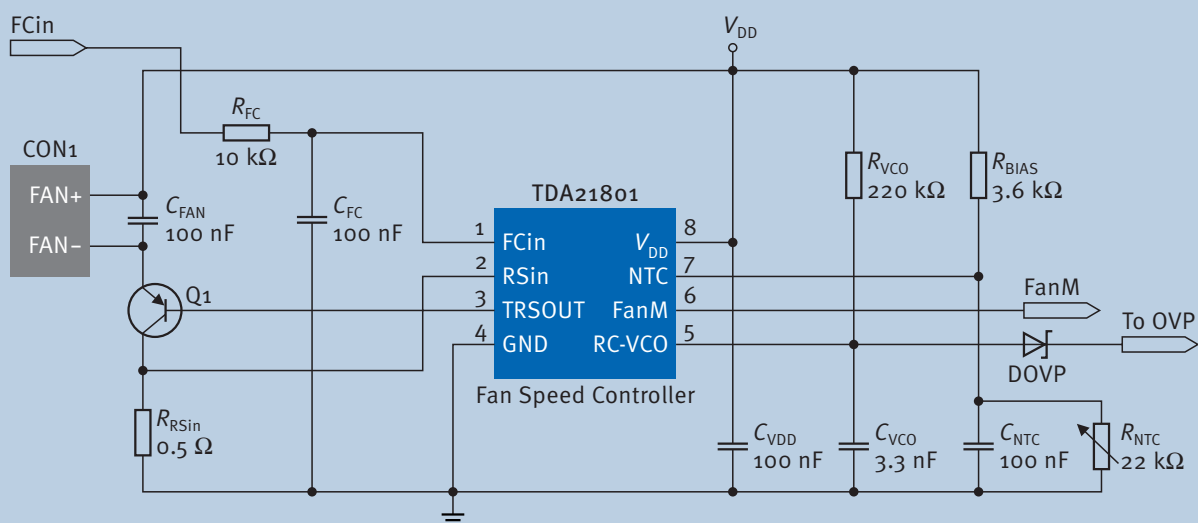
- Full control over fan speed due to precision reference
- Low system cost when replacing 4-wire fans
- Reduced noise level
- Increased safety of power supplies

Features

- In combination with 2-wire fans same functionality as 4-wire fan solution
- Overtemperature protection feature to protect system and power supply
- Adjustable minimum fan speed (750 rpm to 4000 rpm)
- Fan speed can be increased by external PWM or analogue signal
- SO-8 Package / ROHS compliant



Block Diagram



Typical Application Circuit

SMPS IC Overview

	PWM Controller								
	Quasiresonant				Fixed Frequency				
	TDA4605-2 TDA4605-3	TDA16846 TDA16847	ICE1QS01 ICE1QS01G	ICE2QS01	ICE3BS02L	ICE3A(B)S02	ICE3DS01	ICE2A(B)S01	TDA16850-2
	General purpose control IC	Universal, high performance control IC including low-power standby and power factor correction	PWM Control IC including advanced burst mode, PFC and frequency reduction for best-in-class efficiency ratings	PWM Control IC including advanced burst mode, PFC and frequency reduction for best-in-class efficiency ratings + active burst mode + start up cell	General purpose Control IC with enhanced ICE3DS01 features	General purpose Control IC with enhanced ICE3DS01 features	General purpose Control IC with enhanced ICE2A(B)S01 features	General purpose Control IC	Control with special features for CRT monitor applications
Typical Application	CVT, VCR, adapter	CTV, VCR, set-top-box, adapter	CTV, VCR, adapter, LCDTV	CTV, VCR, adapter	Applications exceeding the max. power range of CoolSET: charger, adapter, auxiliary power supplies, low end CTV, set-top-box, DVD	Applications exceeding the max. power range of CoolSET: charger, adapter, auxiliary power supplies, low end CTV, set-top-box, DVD	Applications exceeding the max. power range of CoolSET: charger, adapter, auxiliary power supplies, low end CTV, set-top-box, DVD, LCD	Applications exceeding the max. power range of CoolSET: charger, adapter, auxiliary power supplies, low end CTV, set-top-box, DVD	Monitors, CTVs, adapters, chargers
General Features									
Operating mode	Quasiresonant	Quasiresonant Fixed Frequency Synchronized	Quasiresonant	Quasiresonant	Fixed Frequency	Fixed Frequency	Fixed Frequency	Fixed Frequency	Fixed Frequency Synchronized
Switching frequency	< 200 kHz	< 250 kHz adjustable in fixed frequency mode	< 250 kHz	< 250 kHz	100 kHz (67kHz)	100 kHz (67kHz)	110 kHz	100 kHz (67kHz)	60 kHz fixed < 130 kHz sync
Standby frequency	approx. 20 kHz	adjustable	20 kHz	80 kHz / Active Burst Mode	–	–	–	21.5 kHz (20 kHz)	20 kHz
Maximum duty cycle	unlimited	unlimited	unlimited	unlimited	72%	72%	72%	72%	60%
Primary regulation without additional components	✓	✓	✓	✓	–	–	–	–	–
Standby power	5 W / 400 mW	< 1 W / 400 mW	< 1 W / 400 mW	< 1 W / 500 mW	100 mW/no load	100 mW/no load	100 mW/no load	< 1 W / no load	< 1 W / no load
Low standby power mode active burst mode	–	–	–	–	700 mW/500 mW	700 mW/500 mW	480 mW/300 mW	–	–
Soft switching for low EMI	–	–	–	–	✓	✓	✓	✓	✓
Maximum drain-source voltage @ 125°C T _J	*	*	*	*	*	*	*	*	–
Power range (85 ... 270 V) without heat sink	*	*	*	*	*	*	*	*	–
Power range (190 ... 270 V) without heat sink	–	–	–	–	–	–	–	–	–
Integrated auxiliary power supply	–	–	–	–	–	–	–	–	✓
Integrated 500V start-up cell	–	–	–	✓	✓	✓	✓	–	–
PFC functionality	–	Charge Pump	Charge Pump	Charge Pump	–	–	–	–	–
Protection Features									
Undervoltage lock-out	✓	✓	✓	✓	✓	✓	✓	✓	✓
Overload and open loop correction protection	✓	✓	✓	✓	✓	✓	✓	✓	✓
Overload protection	✓	✓	✓	✓	✓	✓	✓	✓	–
Secondary undervoltage	✓	✓	✓	✓	–	–	–	–	–
Cycle by cycle current limitation	✓	✓	✓	✓	✓	✓	✓	✓	✓
Sophisticated power limitation management	✓	✓	✓	✓	✓	✓	✓	✓	✓
Temporary high-power circuit	–	TDA16847	–	–	✓	✓	✓	–	–
Adjustable peak current limitation via external resistor	–	✓	✓	✓	✓	✓	✓	✓	✓
Current limitation via internal sense field	–	–	–	–	–	–	–	–	–
Demagnetization protection	✓	✓	✓	✓	–	–	–	–	–
Thermal shut-down (with auto-restart)	–	–	–	–	–	✓	–	✓	✓
Thermal shut-down with latch off	✓	✓	✓	–	✓	–	✓	–	–
Auto restart mode for all protection features	–	–	–	✓	–	✓	–	✓	–
Auto restart mode for overload, open loop, V _{CC} undervoltage, short optocoupler	–	–	–	–	✓	–	✓	–	–
Latch-off mode for V _{CC} overvoltage, overtemperature and short winding/short diode	–	–	–	–	✓	–	✓	–	–
Latch-off enable pin	–	–	–	–	–	–	–	–	–
Brown out protection	–	–	–	–	–	–	–	–	–
Supply current with inactive gate (typ.)	11 mA	5 mA	11 mA	2.5 mA	6.5 mA	7.0 mA (6.5 mA)	7.2 mA	6.5 mA	3 ... 10 mA
VCC operating range	7.5 ... 15.5 V	8 ... 16 V	9 ... 20 V	11 ... 25 V	8.5 ... 21 V	8.5 ... 21 V	8.5 ... 21 V	8.5 ... 21 V	8.5 ... 22 V
DIP-package	DIP-8	DIP-14	DIP-8	DIP-8	DIP-8	DIP-8	DIP-8	DIP-8	DIP-8
SMD-package	–	SO-14	SO-8	–	–	SO-8	SO-8	SO-8	–
ISODRAIN-package	–	–	–	–	–	–	–	–	–

* Depending on topology and switching transistor

** Only available in ISODRAIN package

PWM Controller

TDA4605-2 / TDA4605-3

Control IC for Switched-Mode Power Supplies using MOS Transistor

- Fold-back characteristic protects external components
- Burst mode at secondary short-circuit
- Protection against open or a short of the control loop
- Mains undervoltage lock-out
- Soft-start for quiet start-up without noise
- Chip-over temperature protection
- Not for new designs, replaced by TDA16846

TDA16846 / TDA16847

SMPS Controller Supporting Low-power Standby and Power Factor Correction

- Line current consumption with PFC
- Stable and adjustable standby frequency
- Very low start-up current
- Soft-start for quiet start-up
- Freely usable fault comparators
- Synchronization and fixed frequency facility
- Over and undervoltage lock-out
- Switch off at mains undervoltage
- Temporary high-power circuit (only TDA16847)
- Mains voltage dependent fold-back point correction
- Continuous frequency reduction with decreasing load
- Adjustable ringing suppression time

ICE1QSo1

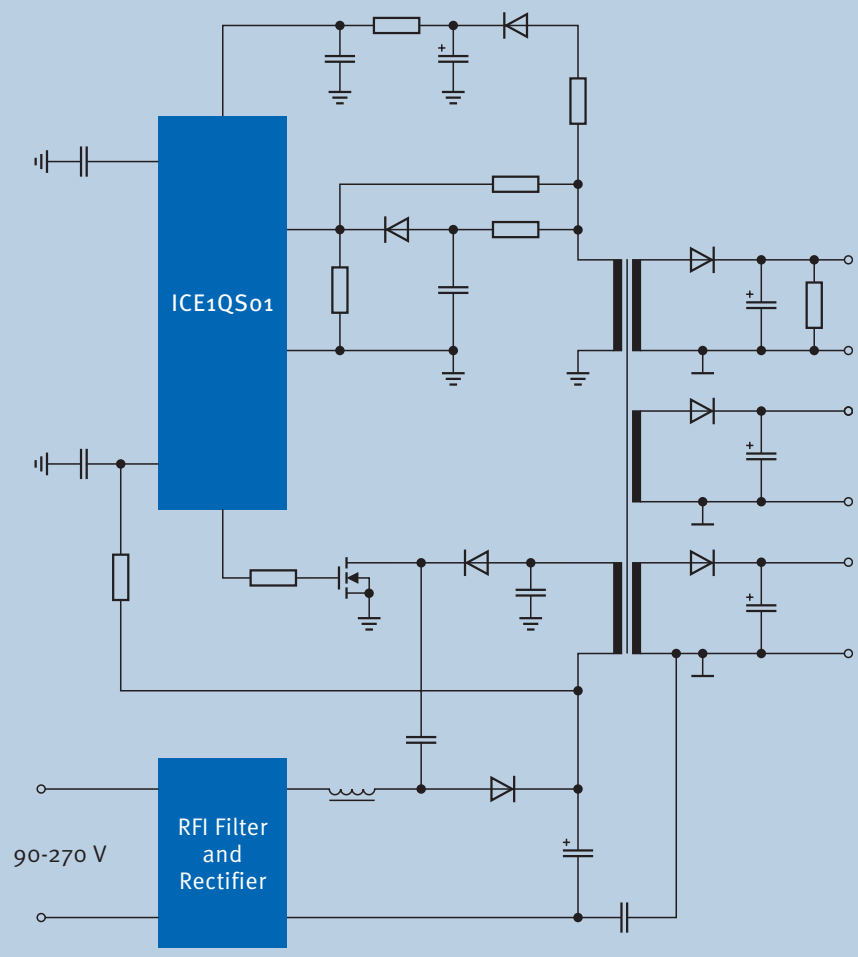

SMPS Controller with very few peripheral components, featuring Advanced Burst Mode, Frequency Reduction and Power Factor Correction

- Line current consumption with PFC
- Stable standby frequency of 20 kHz
- Advanced burst mode < 1 W @ 350 mW sec. power
- Soft-start for noiseless start-up
- Digital frequency reduction for higher efficiency and no-jitter designs
- Over and undervoltage protection
- Fold-back point correction for stable output power independent of line voltage variations
- Ringing suppression time controlled by output power
- Additional fault comparator optionally useable

TDA16850-2

SMPS Controller for CRT Monitors

- Controller for fly-back topology
- Current mode PWM with spike blanking
- Leading edge triggered pulse with modulation
- Fast, soft switching totem pole gate drive (1 A)
- Soft-start management for safe start-up
- Off mode with power consumption less than 1 W
- Fast and slow peak current limitation
- All protection features available



Application Example:
80 W Demoboard with ICE1QSo1 and Primary Regulation

PWM Controller

ICE2XS01

Off-line SMPS Current Mode Controller

- PWM – Current Mode Controller
- 67 kHz and 100 kHz fixed frequency operation
- Max duty cycle up to 72%
- Frequency reduction for low standby
- Adjustable soft-start
- Propagation delay compensation
- Internal leading edge blanking
- Fully protected
- DIP-8 / SO-8

ICE3DS01

Off-line SMPS Current Mode Controller

- PWM and 500 V start-up cell in one package
- Active burst mode for ultra-low standby power ($P_{IN} < 100$ mW)
- Short-term overload function
- New protection: latched OFF or auto restart
- 110 kHz fixed frequency operation
- May duty cycle up to 72%
- Adjustable soft-start
- Propagation delay compensation
- Internal leading edge blanking
- Fully protected
- DIP-8 / SO-8

ICE3AS02

Additional features to ICE3DS01

- 100 kHz
- All protections : auto-restart

ICE3BS02

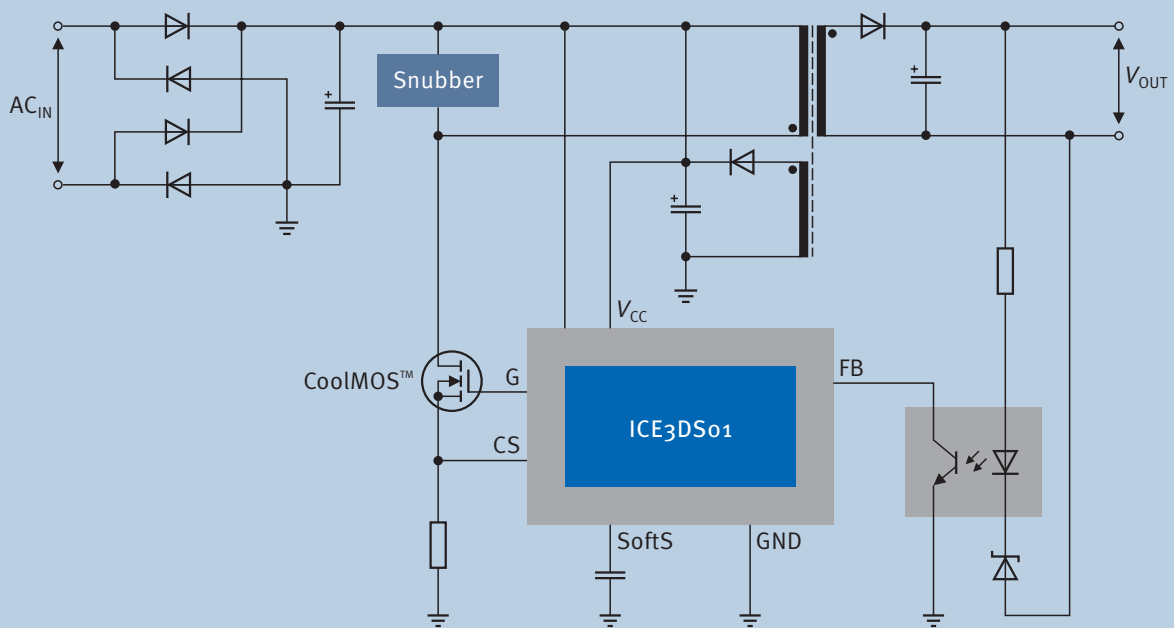
Additional features to ICE3DS01

- 67 kHz
- All protections : auto-restart

ICE3BS02L

Additional features to ICE3DS01

- 67 kHz
- DIP-8



Application Example:
Circuit Diagram for PWM Fly-back Converter

Smart Ballast Controller

ICB1FLo2G

Smart Ballast Controller ICB1FLo2G is designed to control a Fluorescent Lamp Ballast including

- Discontinuous Conduction Mode Power Factor Correction (PFC)
- Lamp Inverter Control and
- High Voltage Level-Shift Half Bridge Driver with Coreless Transformer Technology in one package.

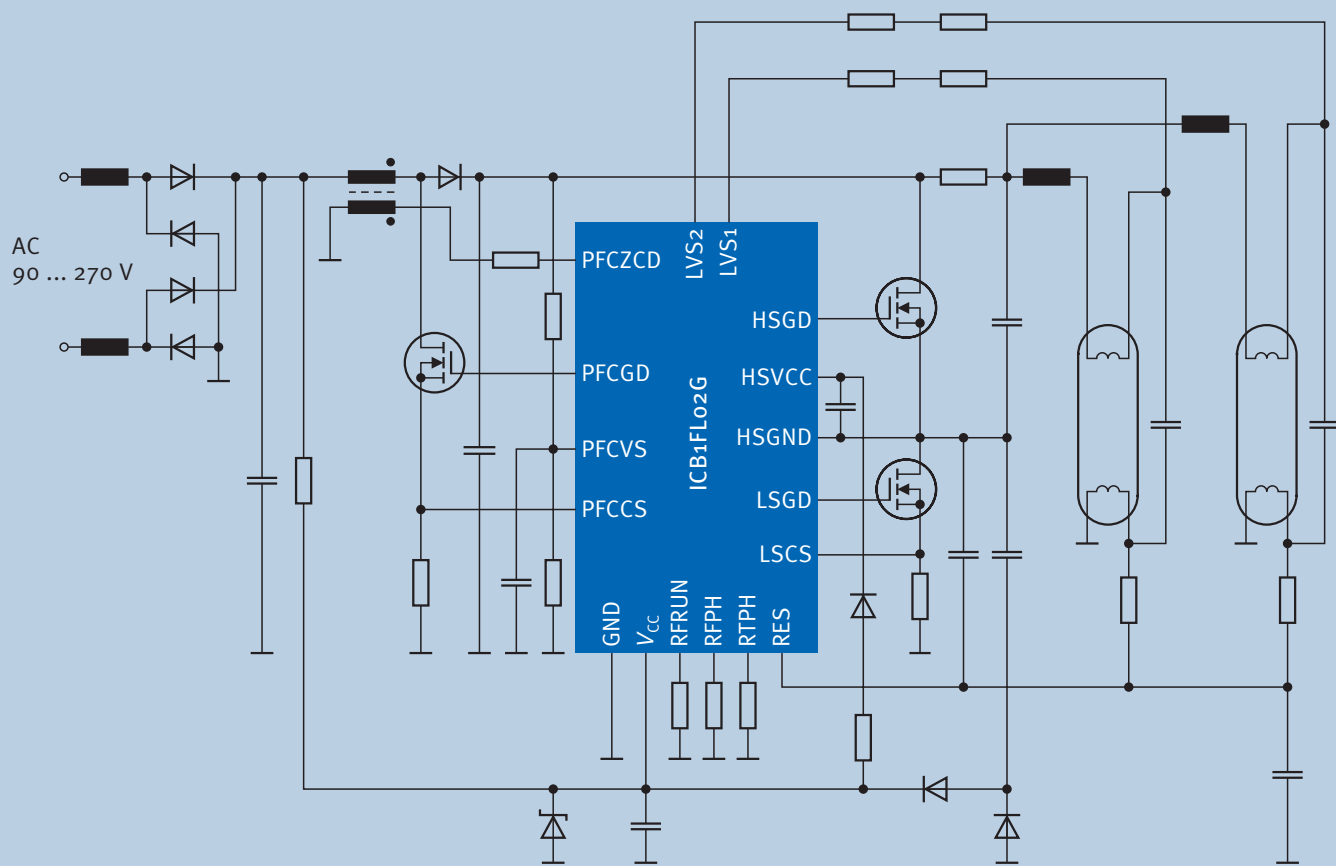

Product Highlights

- Critical conduction mode PFC with overcurrent and overvoltage protection and internal loop compensation
- End-of-life detection in multilamp topologies and detection of capacitive mode operation in T5 designs
- Improved reliability and minimized spread due to digital and optimized analog control functions

Short Form Data	min.	typ.	max.
Operating Voltage Range	10.5 V	–	17 V
Turn-on Threshold	–	14 V	–
Supply Current during UVLO and Fault Mode	–	–	150 μ A
Operating Frequency of Inverter during Run Mode	20 kHz	–	100 kHz
Operating Frequency of Inverter during Preheating Mode	Run Frequency	–	150 kHz
Preheating Time	0	–	2000 ms
Dead Time between LS and HS Gate drive	–	1750 ns	–
Operating Voltage Range of floating HS Gate Drive	-900 V	–	+900 V
LS Current Limitation Threshold during Ignition	–	0.8 V	–
LS Current Protection Threshold	–	1.6 V	–
End-of-Life Detection Threshold	-230 μ A	–	+230 μ A
Amplitude Ratio for Detection of Rectifier Effect	0.85	–	1.15
Detection of non-ZVS Operation CapMode 1 & 2	–	–	–
PFC Preconverter control with critical and discontinuous CM	–	–	–
Maximum controlled on-time	–	23.5 μ s	–
Hysteresis of Zero Current Detector	–	1 V	–
PFC current Limitation Threshold	–	1 V	–
Reference voltage for control of Bus Voltage	2.47 V	2.50 V	2.53 V
Overvoltage Detection Threshold	–	2.75 V	–
Undervoltage Detection Threshold	–	1.83 V	–
Open Loop Detection	–	0.375 V	–
Junction Operating Temperature Range	-25 $^{\circ}$ C	–	+125 $^{\circ}$ C
Pb-free Lead Plating; ROHS compliant	–	–	–

Due to a minimum number of external components necessary, system costs can be brought down significantly.

ICB1FLo2G can be used and designed easily and is therefore a basis for cost effective ballast solutions of the future.



Block Diagram:
Smart Ballast Controller – ICB1FL02G

PFC and Combo Controller

ICE1PCSo1

Stand-alone Power Factor Correction (PFC) Controller in Continuous Conduction Mode

- Easy to use with very few external components
- Average current control
- Programmable operating frequency (50 to 250 kHz)
- Unique set of protection features including brown-out protection and boost diode protection
- Precise internal reference voltage
- Unique soft-start
- Enhanced dynamic response
- Leading edge modulation

ICE1PCSo2

Additional features to ICE1PCSo1

- Brown out protection
- Fixed Frequency 67 kHz

TDA4862

Power Factor Controller (PFC) IC for High-power Factor and Active Harmonic Filter

- IC for sinusoidal line-current consumption
- Power factor approaching 1
- Controls boost converter as an active harmonics filter
- Internal start-up with low current consumption
- Zero current detector for discontinuous operation mode
- High current totem pole gate driver
- Trimmed $\pm 1.4\%$ internal reference
- Undervoltage lock out with hysteresis
- Very low start-up current consumption
- Pin compatible with world standard
- Output overvoltage protection
- Current sense input with internal low pass filter
- Totem pole output with active shutdown during UVLO
- Junction temperature range -40°C to $+150^{\circ}\text{C}$
- Available in DIP-8 and SO-8 packages

TDA4863 / TDA4863-2

Power Factor Controller IC for High-power Factor and Low THD

Additional Features to TDA4862

- Reduced tolerance of signal levels
- Improved light load behavior
- Open loop protection
- Current sense input with leading edge blanking LEB
- Undervoltage protection

ICE1PD265

PFC CoolSET™ version of TDA4863

- 650 V avalanche rugged CoolMOS™
- $R_{DS(on)} = 1.1 \Omega$
- DSO-16 package
- PFC output power
 - 55 W @ $V_{IN} = 90 \text{ V}$ ($T_A = 70^{\circ}\text{C}$)
 - 140 W @ $V_{IN} = 180 \text{ V}$ ($T_A = 70^{\circ}\text{C}$)
- Reduced size and assembling costs
- Highest efficiency due to lower power dissipation

TDA16888

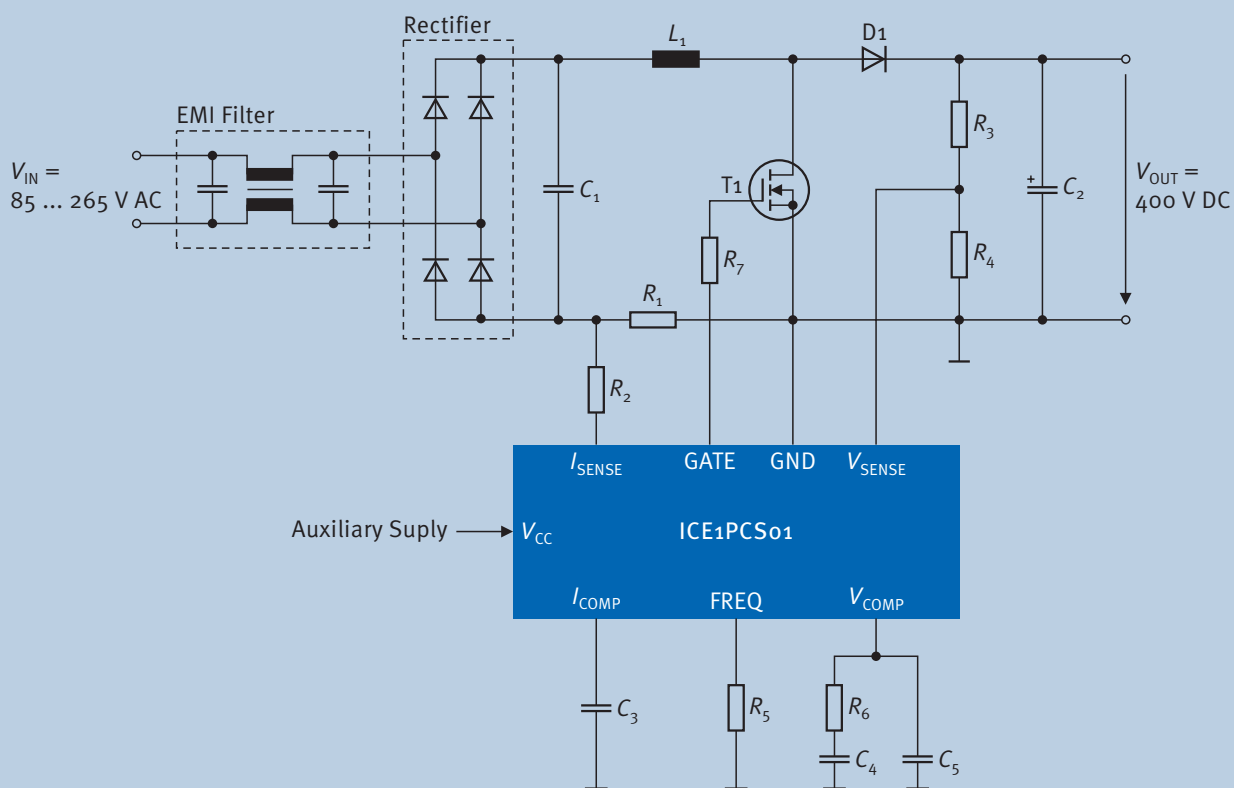
High-performance Power Combi Controller

PFC Section

- IEC 1000-3 compliant
- Additional operation mode as auxiliary power supply
- Fast, soft switching totem pole gate drive (1 A)
- Leading edge triggered pulse width modulation
- Peak current limitation
- Continuous/discontinuous mode possible
- 94% maximum duty cycle

PWM Section

- Improved current mode control
- Fast, soft switching totem pole gate drive (1 A)
- Soft-start management
- Topologies are forward or fly back
- 50% maximum duty cycle



Application Example:
Circuit Diagram for PFC Boost Converter

CoolSET™

ICE2Axxx / ICE2Bxxx

Off-line SMPS Controller with 650 V / 800 V CoolMOS™ on Board
(High Protection & Energy Saving Solution)

- 650 V or 800 V avalanche rugged CoolMOS
- Typical $R_{DS(on)} = 0.45 \Omega \dots 4.7 \Omega$ at $T_j = 25^\circ\text{C}$

General Features

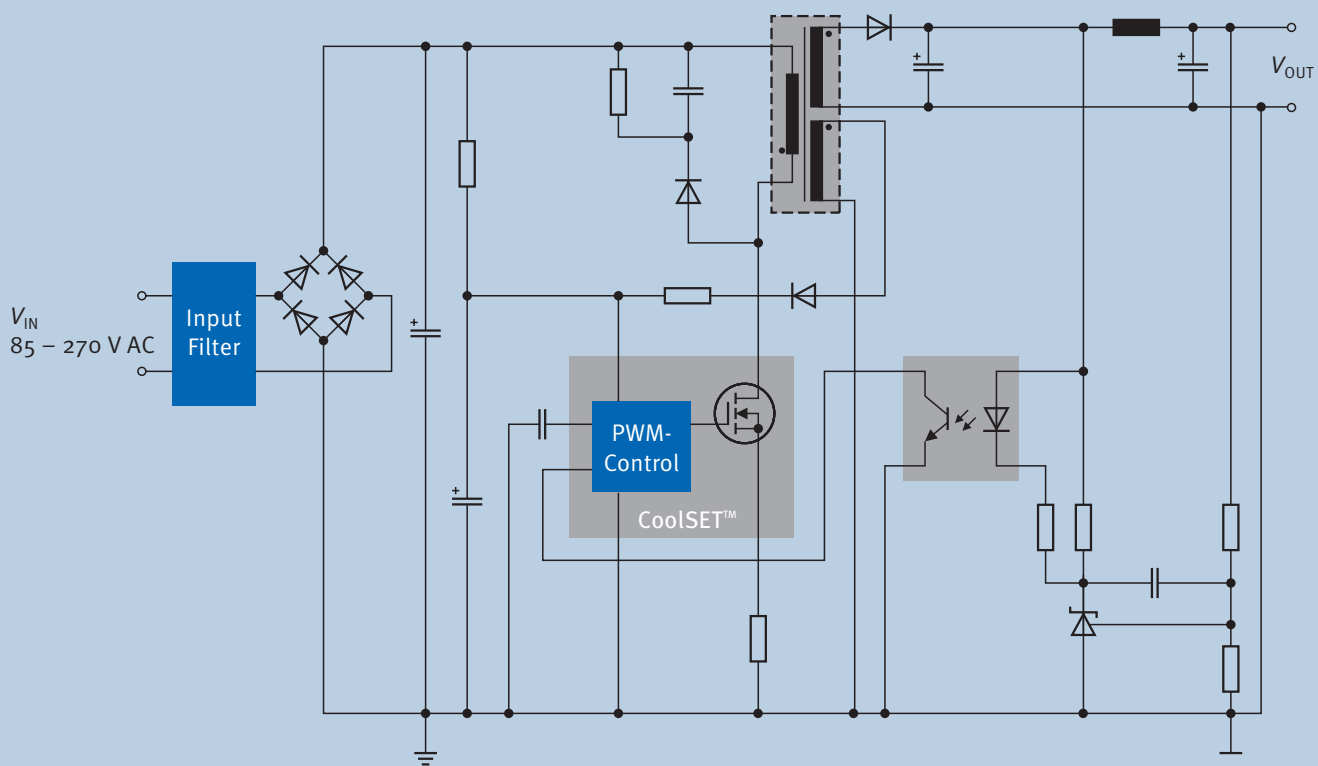

- Frequency reduction for lowest standby power
(below 1 W) to meet European requirements
100 kHz / 67 kHz switching frequency
- Internal leading edge blanking
- Modulated gate drive for soft switching
- High peak power accuracy
- DIP-7, DIP-8 or P-TO220-6, I²-PAK package

ICE3Axxxx / ICE3Bxxxx

Off-line SMPS Controller with 650 V CoolMOS on Board
(High Protection & Energy Saving Solution)

Additional Features to ICE2Axxx/ICE2Bxxx

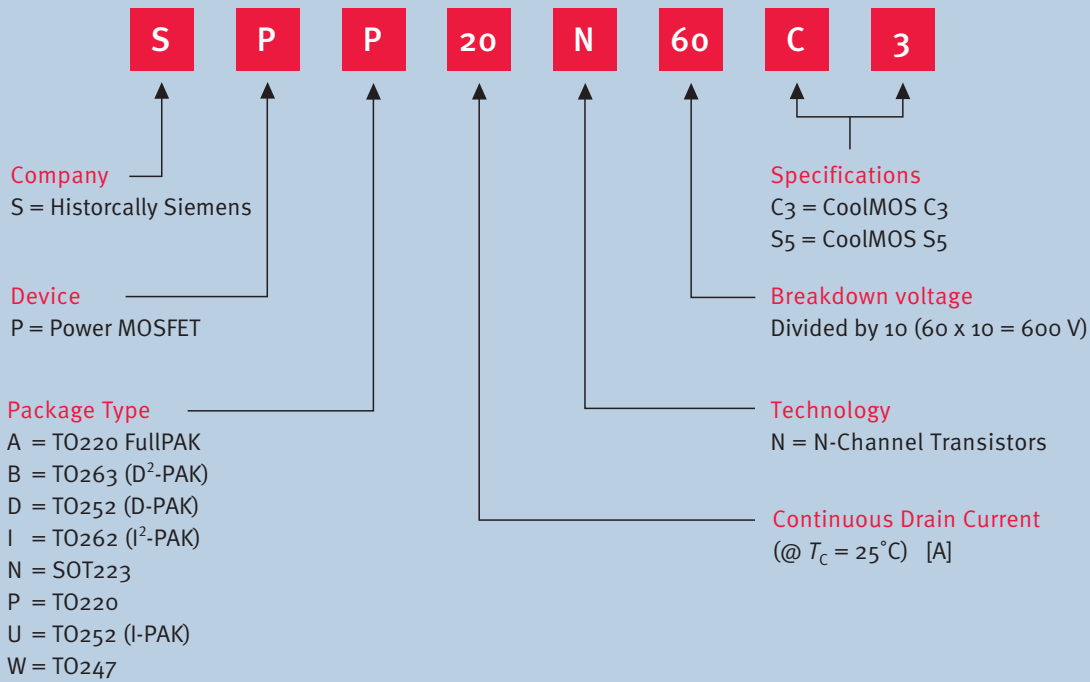
- Startup cell
- Active burst mode
- Lowest standby power < 0.1 W
- Adjustable blanking window for load jump
- Switching frequency jittering (for J and LJ version)
- Latch off mode protection (for L and LJ version)
- Frequency jittering (for J and LJ version)
- Latch enable pin (for LJ version)



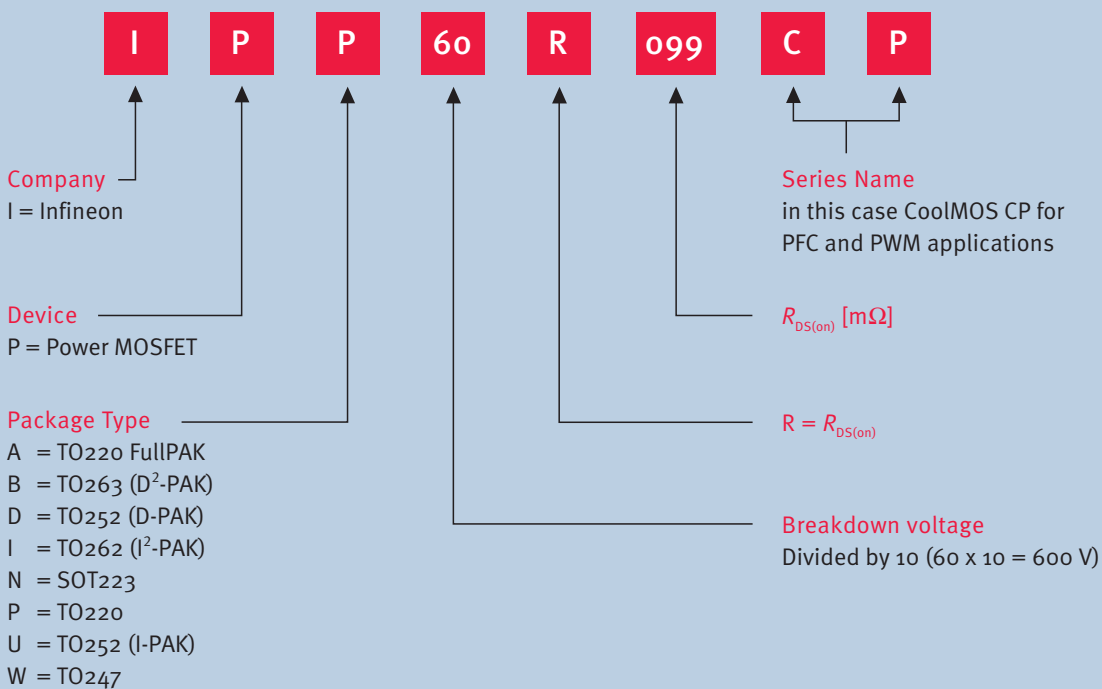
Application Example:
CoolSET™ for Off-line Switch Mode Power Supplies

Naming System

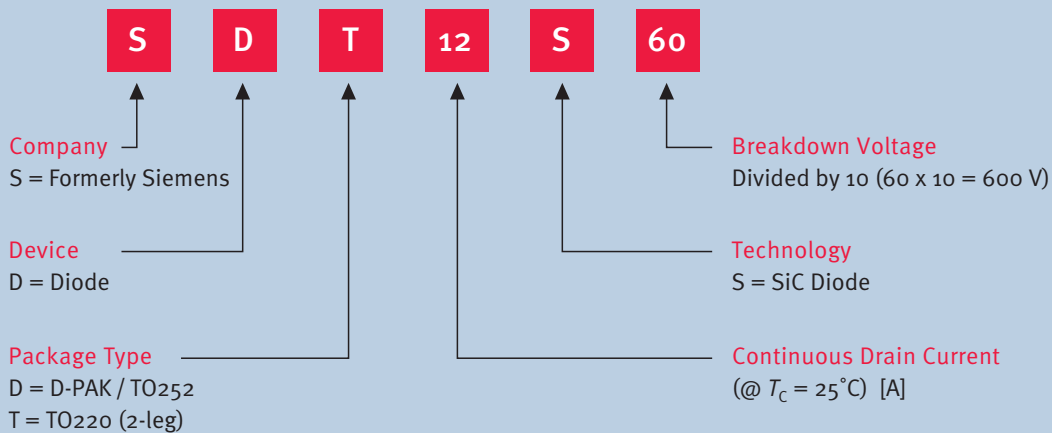
Power MOSFETs (> 300 V)



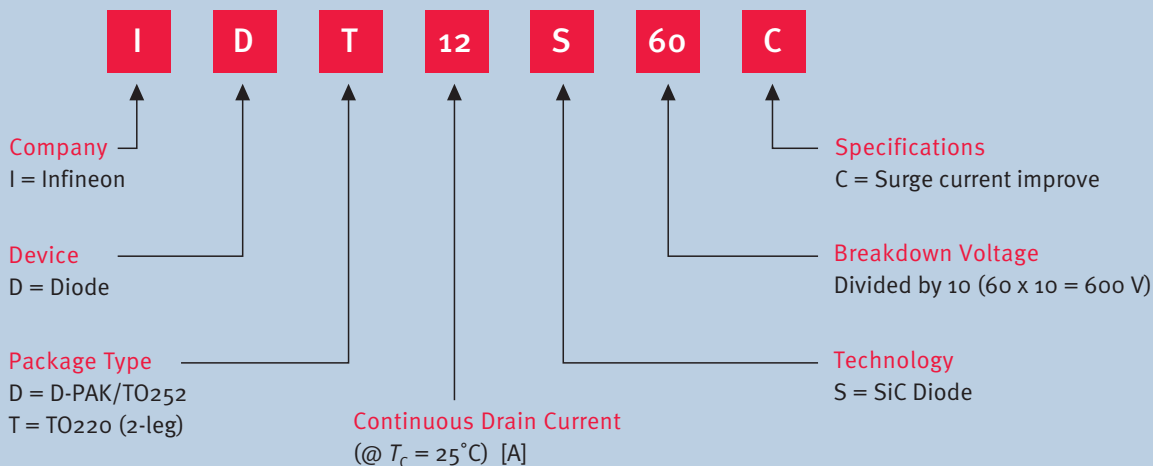
Power MOSFETs (> 300 V) - CP Generation



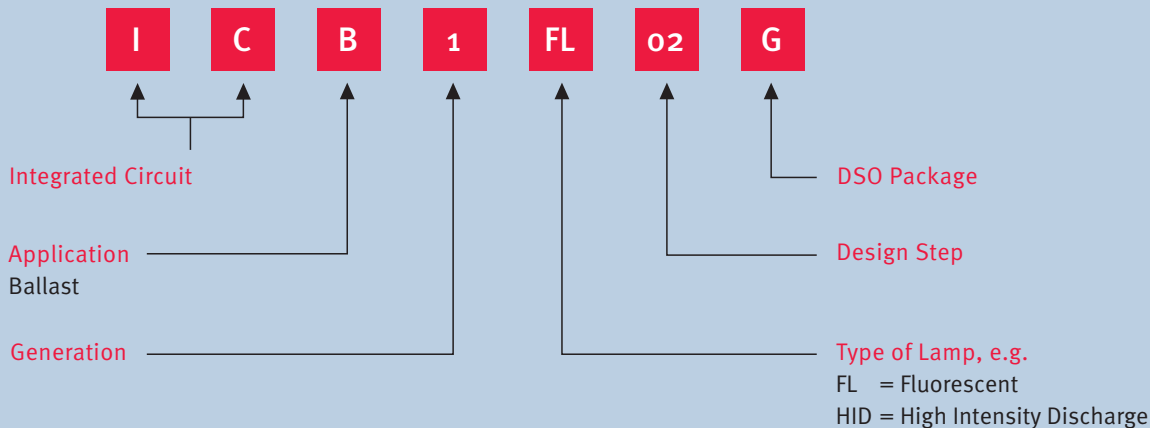
thinQ!™



thinQ!™ 2G

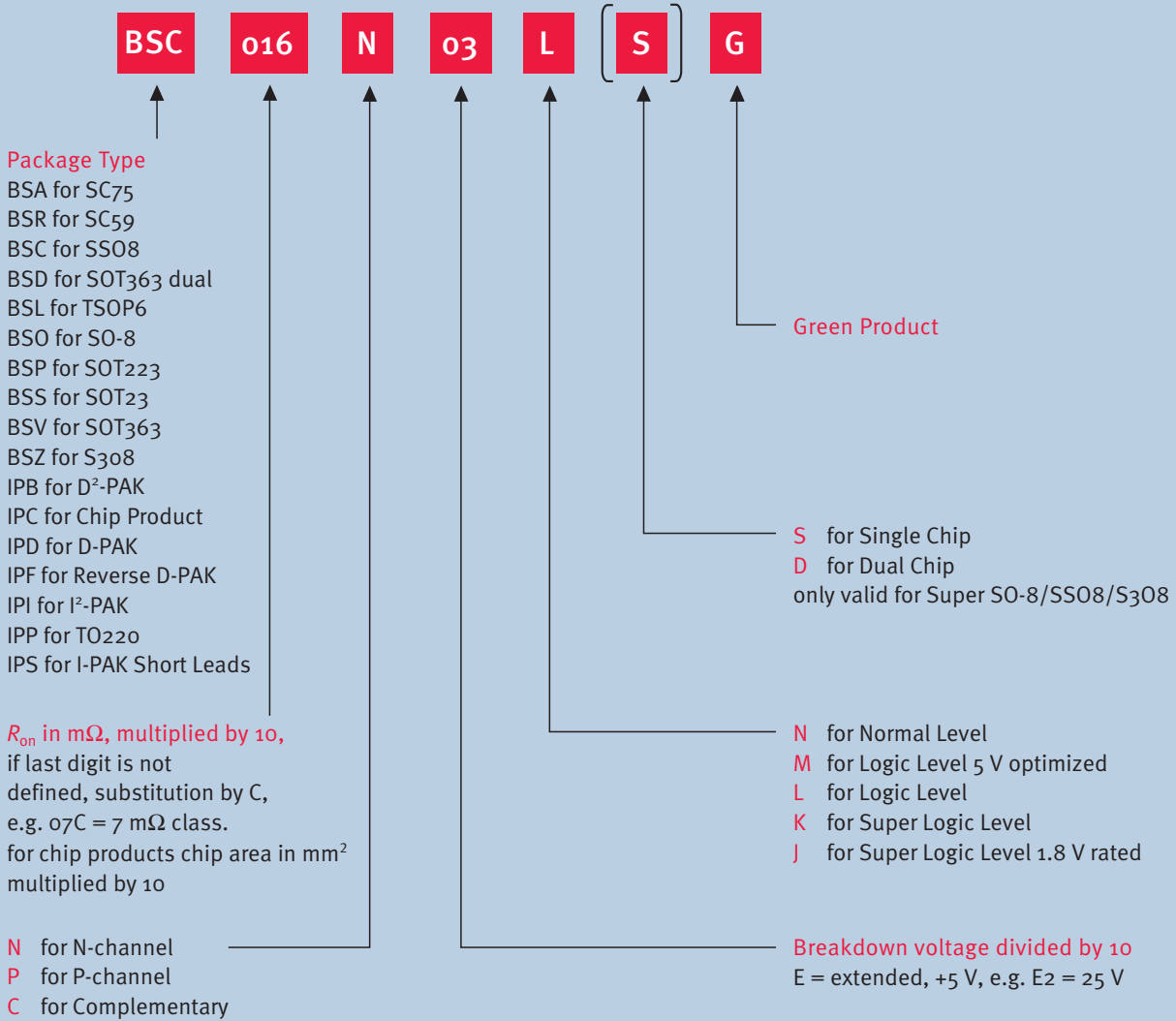


Lighting ICs

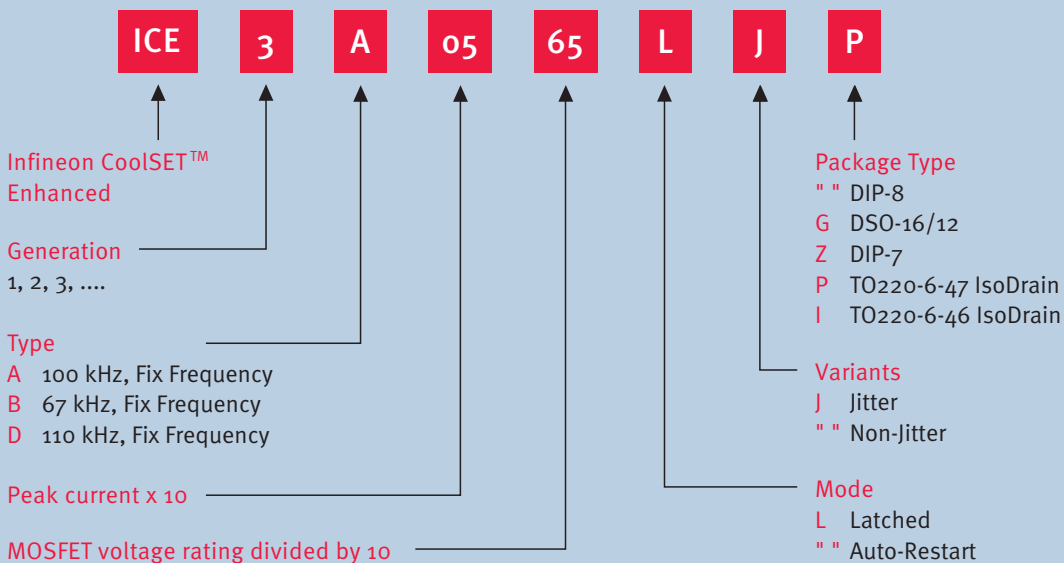


Naming System

OptiMOS®



CoolSET™



MOSFETS

TO247



Voltage	$R_{DS(on) \text{ max. [m}\Omega]}$			$V_{GS(th) [V]}$	$I_D [A]$	typ. $Q_g [nC]$	Type	Technology
	@ $V_{GS} = 10 \text{ V}$	@ $V_{GS} = 4.5 \text{ V}$	@ $V_{GS} = 2.5 \text{ V}$					
500 V	380.0			2.1 ... 3.9	11.6	49.0	SPW12N50C3	CoolMOS™C3
	280.0			2.1 ... 3.9	16.0	66.0	SPW16N50C3	CoolMOS™C3
	199.0			2.5 ... 3.5	17.0	34.0	IPW50R199CP	CoolMOS™CP
	190.0			2.1 ... 3.9	21.0	95.0	SPW21N50C3	CoolMOS™C3
	140.0			2.5 ... 3.5	23.0	48.0	IPW50R140CP	CoolMOS™CP
	110.0			2.1 ... 3.9	32.0	170.0	SPW32N50C3	CoolMOS™C3
	70.0			2.1 ... 3.9	52.0	290.0	SPW52N50C3	CoolMOS™C3
600 V	380.0			3.5 ... 5.5	11.0	41.5	SPW11N60S5	CoolMOS™S5
	380.0			2.1 ... 3.9	11.0	45.0	SPW11N60C3	CoolMOS™C3
	280.0			2.1 ... 3.9	15.0	63.0	SPW15N60C3	CoolMOS™C3
	199.0			2.5 ... 3.5	16.0	33.0	IPW60R199CP	CoolMOS™CP
	190.0			3.5 ... 5.5	20.0	79.0	SPW20N60S5	CoolMOS™S5
	190.0			2.1 ... 3.9	20.7	87.0	SPW20N60C3	CoolMOS™C3
	165.0			2.5 ... 3.5	21.0	39.0	IPW60R165CP	CoolMOS™CP
	160.0			2.1 ... 3.9	24.3	104.9	SPW24N60C3	CoolMOS™C3
	125.0			2.5 ... 3.5	25.0	53.0	IPW60R125CP	CoolMOS™CP
	110.0			2.1 ... 3.9	34.6	150.0	SPW35N60C3	CoolMOS™C3
	99.0			2.5 ... 3.5	31.0	60.0	IPW60R099CP	CoolMOS™CP
	70.0			2.1 ... 3.9	47.0	252.0	SPW47N60C3	CoolMOS™C3
	45.0			2.5 ... 3.5	60.0	150.0	IPW60R045CP	CoolMOS™CP
	440.0			3.0 ... 5.0	11.0	48.0	SPW11N60CFD	CoolMOS™CFD
	330.0			3.0 ... 5.0	15.0	70.0	SPW15N60CFD	CoolMOS™CFD
	220.0			3.0 ... 5.0	20.0	95.0	SPW20N60CFD	CoolMOS™CFD
	186.0			3.0 ... 5.0	24.3	112.0	SPW24N60CFD	CoolMOS™CFD
118.0			3.0 ... 5.0	34.0	163.0	SPW35N60CFD	CoolMOS™CFD	
80.0			3.0 ... 5.0	46.0	248.0	SPW47N60CFD	CoolMOS™CFD	
800 V	450.0			2.1 ... 3.9	11.0	58.0	SPW11N80C3	CoolMOS™C3
	290.0			2.1 ... 3.9	17.0	91.0	SPW17N60C3	CoolMOS™C3

For an overview about ROHS-compliant products please go to www.infineon.com/greenproducts

T0220




Voltage	$R_{DS(on) max.} [m\Omega]$			$V_{GS(th)} [V]$	$I_D [A]$	typ. $Q_g [nC]$	Type	Technology
	@ $V_{GS} = 10 V$	@ $V_{GS} = 4.5 V$	@ $V_{GS} = 2.5 V$					
-100 V	240.0			-4.0 ... -2.1	-15.0	33.4	SPP15P10P G	Planar
	210.0	290.0		-2.0 ... -1.0	-15.5	47.0	SPP15P10PL G ¹⁾	Planar
-60 V	23.0			-4.0 ... -2.1	-80.0	115.0	SPP80Po6P	Planar
	130.0			-4.0 ... -2.1	-18.6	22.0	SPP18Po6P	Planar
	300.0			-4.0 ... -2.1	-8.8	10.0	SPP08Po6P	Planar
25 V	3.0			1.2 ... 2.0	80.0	43.0	IPP03No3LA	OptiMOS ^{®2}
	4.2			1.2 ... 2.0	80.0	24.0	IPP04No3LA	OptiMOS ^{®2}
	4.9			1.2 ... 2.0	80.0	19.0	IPP05No3LA	OptiMOS ^{®2}
	6.2			1.2 ... 2.0	50.0	16.0	IPP06No3LA	OptiMOS ^{®2}
	9.2			1.2 ... 2.0	50.0	10.0	IPP09No3LA	OptiMOS ^{®2}
	11.5			1.2 ... 2.0	30.0	8.2	IPP11No3LA	OptiMOS ^{®2}
	13.9			1.2 ... 2.0	30.0	7.0	IPP14No3LA	OptiMOS ^{®2}
30 V	3.1			1.0 ... 2.0	80.0	44.0	IPP03No3LB G	OptiMOS ^{®2}
	3.4	4.7		1.2 ... 2.2	80.0	25.0	IPP034No3L G	OptiMOS ^{®3}
	4.2	n.a		1.2 ... 2.0	80.0	20.25 ²⁾	IPP042No3L G	OptiMOS ^{®3}
	3.8			1.2 ... 2.0	80.0	30.0	IPP04No3LB G	OptiMOS ^{®2}
	5.5	n.a		1.2 ... 2.0	80.0	16.69 ²⁾	IPP055No3L G	OptiMOS ^{®3}
	5.3			1.2 ... 2.0	80.0	19.0	IPP05No3LB G	OptiMOS ^{®2}
	6.5	9.5		1.0 ... 2.2	50.0	11.3	IPP065No3L G	OptiMOS ^{®3}
	6.6			1.2 ... 2.0	50.0	19.0	IPP07No3LB G	OptiMOS ^{®2}
	8.0	n.a		1.2 ... 2.0	40.0	9.69 ²⁾	IPP080No3L G	OptiMOS ^{®3}
	9.6	14.1		1.0 ... 2.2	40.0	7.4	IPP096No3L G	OptiMOS ^{®3}
	9.9			1.2 ... 2.0	50.0	10.0	IPP10No3LB G	OptiMOS ^{®2}
	11.4	n.a		1.2 ... 2.0	n.a.	7.31 ²⁾	IPP114No3L G	OptiMOS ^{®3}
	12.8			1.2 ... 2.0	30.0	8.0	IPP13No3LB G	OptiMOS ^{®2}
	14.7	21.7		1.0 ... 2.2	30.0	4.8	IPP147No3L G	OptiMOS ^{®3}
15.4			1.2 ... 2.0	30.0	6.0	IPP15No3LB G ¹⁾	OptiMOS ^{®2}	

1) Can be mass-produced on customer request

2) Preliminary data

For an overview about ROHS-compliant products please go to www.infineon.com/greenproducts





TO220

Voltage	$R_{DS(on) \text{ max. [m}\Omega]}$			$V_{GS(th) [V]}$	$I_D [A]$	typ. $Q_g [nC]$	Type	Technology
	@ $V_{GS} = 10 \text{ V}$	@ $V_{GS} = 4.5 \text{ V}$	@ $V_{GS} = 2.5 \text{ V}$					
60 V	4.8			1.2 ... 2.0	100.0	169.0	IPP48No6L G	OptiMOS [®]
	5.0			2.0 ... 4.0	100.0	126.0	IPP050No6N G	OptiMOS [®]
	6.5			1.2 ... 2.0	80.0	113.0	IPP065No6L G ¹⁾	OptiMOS [®]
	7.0			2.0 ... 4.0	80.0	83.0	IPP070No6N G ¹⁾	OptiMOS [®]
	7.0			1.2 ... 2.0	80.0	94.0	IPP070No6L G	OptiMOS [®]
	8.0			2.0 ... 4.0	80.0	70.0	IPP080No6N G	OptiMOS [®]
	8.5			1.2 ... 2.0	80.0	79.0	IPP085No6L G	OptiMOS [®]
	9.1			2.0 ... 4.0	80.0	58.0	IPP091No6N G	OptiMOS [®]
	11.0			1.2 ... 2.0	78.0	59.0	IPP110No6L G	OptiMOS [®]
	12.0			2.0 ... 4.0	75.0	43.0	IPP120No6N G	OptiMOS [®]
85 V	4.4			2.0 ... 4.0	100.0	175.0	IPP04CNE8N G	OptiMOS ^{®2}
	5.4			2.0 ... 4.0	67.0	49.0	IPP054NE8N G	OptiMOS ^{®2}
	6.5			2.0 ... 4.0	53.0	36.0	IPP06CNE8N G	OptiMOS ^{®2}
	8.5			2.0 ... 4.0	35.0	23.0	IPP08CNE8N G	OptiMOS ^{®2}
	12.4			2.0 ... 4.0	67.0	49.0	IPP12CNE8N G	OptiMOS ^{®2}
	16.0			2.0 ... 4.0	53.0	36.0	IPP16CNE8N G	OptiMOS ^{®2}
	26.0			2.0 ... 4.0	35.0	23.0	IPP26CNE8N G	OptiMOS ^{®2}
100 V	14.0			1.2 ... 2.0	80.0	160.0	SPP/B/I80N10L	Planar
	4.4			2.0 ... 4.0	100.0	175.0	IPP04CN10N G	OptiMOS ^{®2}
	5.4			2.0 ... 4.0	100.0	136.0	IPP05CN10N G	OptiMOS ^{®2}
	6.5			2.0 ... 4.0	100.0	104.0	IPP06CN10N G	OptiMOS ^{®2}
	8.5			2.0 ... 4.0	95.0	75.0	IPP08CN10N G	OptiMOS ^{®2}
	12.9			2.0 ... 4.0	67.0	49.0	IPP12CN10N G	OptiMOS ^{®2}
	16.5			2.0 ... 4.0	53.0	36.0	IPP16CN10N G	OptiMOS ^{®2}
	26.0			2.0 ... 4.0	35.0	23.0	IPP26CN10N G	OptiMOS ^{®2}
	35.0			2.0 ... 4.0	27.0	18.0	IPP35CN10N G	OptiMOS ^{®2}
	50.0			2.0 ... 4.0	20.0	12.0	IPP50CN10N G	OptiMOS ^{®2}
	80.0			2.0 ... 4.0	13.0	8.0	IPP80CN10N G	OptiMOS ^{®2}
500 V	950.0			2.1 ... 3.9	4.5	22.0	SPP04N50C3	CoolMOS TM C3
	600.0			2.1 ... 3.9	7.6	32.0	SPP08N50C3	CoolMOS TM C3
	520.0			2.5 ... 3.5	7.0	13.0	IPP50R520CP	CoolMOS TM CP
	399.0			2.5 ... 3.5	9.0	17.0	IPP50R399CP	CoolMOS TM CP
	380.0			2.1 ... 3.9	11.6	49.0	SPP12N50C3	CoolMOS TM C3
	350.0			2.5 ... 3.5	10.0	19.0	IPP50R350CP	CoolMOS TM CP
	299.0			2.5 ... 3.5	12.0	23.0	IPP50R299CP	CoolMOS TM CP
	280.0			2.1 ... 3.9	16.0	66.0	SPP16N50C3	CoolMOS TM C3
	250.0			2.5 ... 3.5	13.0	27.0	IPP50R250CP	CoolMOS TM CP
	199.0			2.5 ... 3.5	17.0	34.0	IPP50R199CP	CoolMOS TM CP
	190.0			2.1 ... 3.9	21.0	95.0	SPP21N50C3	CoolMOS TM C3
	140.0			2.5 ... 3.5	23.0	48.0	IPP50R140CP	CoolMOS TM CP

1) Can be mass-produced on customer request

For an overview about ROHS-compliant products please go to www.infineon.com/greenproducts

T0220



Voltage	$R_{DS(on) \text{ max. [m}\Omega]}$			$V_{GS(th) [V]}$	$I_D [A]$	typ. $Q_g [nC]$	Type	Technology
	@ $V_{GS} = 10 \text{ V}$	@ $V_{GS} = 4.5 \text{ V}$	@ $V_{GS} = 2.5 \text{ V}$					
600 V	3000.0			2.1 ... 3.9	1.8	9.5	SPP02N60C3	CoolMOS™C3
	3000.0			3.5 ... 5.5	1.8	7.3	SPP02N60S5	CoolMOS™S5
	1400.0			2.1 ... 3.9	3.2	13.0	SPP03N60C3	CoolMOS™C3
	1400.0			3.5 ... 5.5	3.2	12.4	SPP03N60S5	CoolMOS™S5
	950.0			2.1 ... 3.9	4.5	19.0	SPP04N60C3	CoolMOS™C3
	950.0			3.5 ... 5.5	4.5	17.6	SPP04N60S5	CoolMOS™S5
	750.0			2.1 ... 3.9	6.2	24.0	SPP06N60C3	CoolMOS™C3
	600.0			2.1 ... 3.9	7.3	21.0	SPP07N60C3	CoolMOS™C3
	600.0			3.5 ... 5.5	7.3	27.0	SPP07N60S5	CoolMOS™S5
	385.0			2.5 ... 3.5	9.0	17.0	IPP60R385CP	CoolMOS™CP
	380.0			3.5 ... 5.5	11.0	41.5	SPP11N60S5	CoolMOS™S5
	299.0			2.5 ... 3.5	11.0	22.0	IPP60R299CP	CoolMOS™CP
	280.0			2.1 ... 3.9	15.0	63.0	SPP15N60C3	CoolMOS™C3
	280.0			2.1 ... 3.9	11.0	45.0	SPP11N60C3	CoolMOS™C3
	199.0			2.5 ... 3.5	16.0	33.0	IPP60R199CP	CoolMOS™CP
	190.0			2.1 ... 3.9	20.7	87.0	SPP20N60C3	CoolMOS™C3
	190.0			3.5 ... 5.5	20.7	79.0	SPP20N60S5	CoolMOS™S5
	165.0			2.5 ... 3.5	21.0	39.0	IPP60R165CP	CoolMOS™CP
	160.0			2.1 ... 3.9	24.3	104.9	SPP24N60C3	CoolMOS™C3
	125.0			2.5 ... 3.5	25.0	53.0	IPP60R125CP	CoolMOS™CP
99.0			2.5 ... 3.5	31.0	60.0	IPP60R099CP	CoolMOS™CP	
720.0			3.0 ... 5.0	7.2	33.0	SPP07N60CFD	CoolMOS™CFD	
440.0			3.0 ... 5.0	11.0	48.0	SPP11N60CFD	CoolMOS™CFD	
330.0			3.0 ... 5.0	15.0	70.0	SPP15N60CFD	CoolMOS™CFD	
220.0			3.0 ... 5.0	20.0	95.0	SPP20N60CFD	CoolMOS™CFD	
650 V	600.0			2.1 ... 3.9	7.3	21.0	SPP07N65C3	CoolMOS™C3
	380.0			2.1 ... 3.9	11.0	45.0	SPP11N65C3	CoolMOS™C3
	190.0			2.1 ... 3.9	20.7	87.0	SPP20N65C3	CoolMOS™C3
800 V	2700.0			2.1 ... 3.9	2.0	9.0	SPP02N80C3	CoolMOS™C3
	1300.0			2.1 ... 3.9	4.0	20.0	SPP04N80C3	CoolMOS™C3
	900.0			2.1 ... 3.9	6.0	27.0	SPP06N80C3	CoolMOS™C3
	650.0			2.1 ... 3.9	8.0	40.0	SPP08N80C3	CoolMOS™C3
	450.0			2.1 ... 3.9	11.0	50.0	SPP11N80C3	CoolMOS™C3
	290.0			2.1 ... 3.9	17.0	91.0	SPP17N80C3	CoolMOS™C3

For an overview about ROHS-compliant products please go to www.infineon.com/greenproducts



TO220 FullPAK

Voltage	$R_{DS(on) \text{ max. [m}\Omega]}$			$V_{GS(th) [V]}$	$I_D [A]$	typ. $Q_g [nC]$	Type	Technology
	@ $V_{GS} = 10 \text{ V}$	@ $V_{GS} = 4.5 \text{ V}$	@ $V_{GS} = 2.5 \text{ V}$					
500 V	950.0			2.1 ... 3.9	4.5	22.0	SPA04N50C3	CoolMOS™C3
	600.0			2.1 ... 3.9	7.6	32.0	SPA08N50C3	CoolMOS™C3
	520.0			2.5 ... 3.5	7.0	13.0	IPA50R520CP	CoolMOS™CP
	280.0			2.1 ... 3.9	16.0	66.0	SPA16N50C3	CoolMOS™C3
	399.0			2.5 ... 3.5	9.0	17.0	IPA50R399CP	CoolMOS™CP
	380.0			2.1 ... 3.9	11.6	49.0	SPA12N50C3	CoolMOS™C3
	350.0			2.5 ... 3.5	10.0	19.0	IPA50R350CP	CoolMOS™CP
	299.0			2.5 ... 3.5	12.0	23.0	IPA50R299CP	CoolMOS™CP
	250.0			2.5 ... 3.5	13.0	27.0	IPA50R250CP	CoolMOS™CP
	199.0			2.5 ... 3.5	17.0	34.0	IPA50R199CP	CoolMOS™CP
	190.0			2.1 ... 3.9	21.0	95.0	SPA21N50C3	CoolMOS™C3
	140.0			2.5 ... 3.5	23.0	48.0	IPA50R140CP	CoolMOS™CP
600 V	1400.0			2.1 ... 3.9	3.2	13.0	SPA03N60C3	CoolMOS™C3
	950.0			2.1 ... 3.9	4.5	19.0	SPA04N60C3	CoolMOS™C3
	750.0			2.1 ... 3.9	6.2	24.0	SPA06N60C3	CoolMOS™C3
	600.0			2.1 ... 3.9	7.3	21.0	SPA07N60C3	CoolMOS™C3
	385.0			2.5 ... 3.5	9.0	17.0	IPA60R385CP	CoolMOS™CP
	380.0			2.1 ... 3.9	11.0	45.0	SPA11N60C3	CoolMOS™C3
	280.0			2.1 ... 3.9	15.0	63.0	SPA15N60C3	CoolMOS™C3
	299.0			2.5 ... 3.5	11.0	22.0	IPA60R299CP	CoolMOS™CP
	199.0			2.5 ... 3.5	16.0	33.0	IPA60R199CP	CoolMOS™CP
	190.0			2.1 ... 3.9	20.7	87.0	SPA20N60C3	CoolMOS™C3
	165.0			2.5 ... 3.5	21.0	39.0	IPA60R165CP	CoolMOS™CP
	125.0			2.5 ... 3.5	25.0	53.0	IPA60R125CP	CoolMOS™CP
	620.0			3.0 ... 5.0	7.2	33.0	SPA07N60CFD	CoolMOS™CFD
	440.0			3.0 ... 5.0	11.0	48.0	SPA11N60CFD	CoolMOS™CFD
	330.0			3.0 ... 5.0	15.0	70.0	SPA15N60CFD	CoolMOS™CFD
220.0			3.0 ... 5.0	20.0	95.0	SPA20N60CFD	CoolMOS™CFD	
650 V	600.0			2.1 ... 3.9	7.3	21.0	SPA07N65C3	CoolMOS™C3
	380.0			2.1 ... 3.9	11.0	45.0	SPA11N65C3	CoolMOS™C3
	190.0			2.1 ... 3.9	20.7	87.0	SPA20N65C3	CoolMOS™C3
800 V	2700.0			2.1 ... 3.9	2.0	9.0	SPA02N80C3	CoolMOS™C3
	1300.0			2.1 ... 3.9	4.0	20.0	SPA04N80C3	CoolMOS™C3
	900.0			2.1 ... 3.9	6.0	27.0	SPA06N80C3	CoolMOS™C3
	650.0			2.1 ... 3.9	8.0	40.0	SPA08N80C3	CoolMOS™C3
	450.0			2.1 ... 3.9	11.0	50.0	SPA11N80C3	CoolMOS™C3
	290.0			2.1 ... 3.9	17.0	91.0	SPA17N80C3	CoolMOS™C3

For an overview about ROHS-compliant products please go to www.infineon.com/greenproducts

D²-PAK (TO263)



Voltage	$R_{DS(on) \text{ max. [m}\Omega]}$			$V_{GS(th) [V]}$	$I_D [A]$	typ. $Q_g [nC]$	Type	Technology
	@ $V_{GS} = 10 \text{ V}$	@ $V_{GS} = 4.5 \text{ V}$	@ $V_{GS} = 2.5 \text{ V}$					
-60 V	23.0			-4.0 ... -2.1	-80.0	115.0	SPB80Po6P	Planar
	130.0			-4.0 ... -2.1	-18.6	22.0	SPB18Po6P	Planar
	300.0			-4.0 ... -2.1	-8.8	10.0	SPB08Po6P	Planar
25 V	2.7			1.2 ... 2.0	80.0	43.0	IPB03No3LA G	OptiMOS ^{®2}
	3.9			1.2 ... 2.0	80.0	24.0	IPB04No3LA G	OptiMOS ^{®2}
	4.6			1.2 ... 2.0	80.0	19.0	IPB05No3LA G	OptiMOS ^{®2}
	5.9			1.2 ... 2.0	50.0	16.0	IPB06No3LA G	OptiMOS ^{®2}
	6.2			1.2 ... 2.0	50.0	14.0	IPBH6No3LA G	OptiMOS ^{®2}
	8.9			1.2 ... 2.0	50.0	10.0	IPB09No3LA G	OptiMOS ^{®2}
	11.2			1.2 ... 2.0	30.0	8.2	IPB11No3LA G	OptiMOS ^{®2}
	13.6			1.2 ... 2.0	30.0	7.0	IPB14No3LA G	OptiMOS ^{®2}
30 V	2.4	n.a.		n.a.	n.a.	n.a.	IPB024No3L G	OptiMOS ^{®3}
	2.8			1.2 ... 2.0	80.0	44.0	IPB03No3LB G	OptiMOS ^{®2}
	3.4	4.7		1.0 ... 2.2	90.0	25.0	IPB034No3L G	OptiMOS ^{®3}
	3.8			1.2 ... 2.0	80.0	30.0	IPB04No3LB G	OptiMOS ^{®2}
	4.2	n.a.		1.0 ... 2.2	80.0	20.25 ²⁾	IPB042No3L G	OptiMOS ^{®3}
	5.5	5.5		1.2 ... 2.0	80.0	16.69 ²⁾	IPB055No3L G	OptiMOS ^{®3}
	5.0			1.2 ... 2.0	80.0	19.0	IPB05No3LB G	OptiMOS ^{®2}
	6.5	6.5		1.0 ... 2.2	50.0	11.3	IPB065No3L G	OptiMOS ^{®3}
	6.3			1.2 ... 2.0	50.0	16.0	IPB06No3LB G	OptiMOS ^{®2}
	8.0	n.a.		1.2 ... 2.0	40.0	9.69 ²⁾	IPB080No3L G	OptiMOS ^{®3}
	9.6	14.1		1.0 ... 2.2	40.0	7.4	IPB096No3L G	OptiMOS ^{®3}
	9.6			1.2 ... 2.0	50.0	10.0	IPB10No3LB G	OptiMOS ^{®2}
	11.4	n.a.		1.2 ... 2.0	30.0	7.31 ²⁾	IPB114No3LB G	OptiMOS ^{®3}
12.5			1.2 ... 2.0	30.0	8.0	IPB13No3LB G	OptiMOS ^{®2}	
14.7	21.7		1.0 ... 2.2	30.0	4.8	IPB147No3L G	OptiMOS ^{®3}	
60 V	4.5			1.2 ... 2.0	100.0	169.0	IPB048No6L G	OptiMOS [®]
	4.7			2.0 ... 4.0	100.0	126.0	IPB050No6N G	OptiMOS [®]
	6.3			1.2 ... 2.0	80.0	113.0	IPB065No6L G ¹⁾	OptiMOS [®]
	6.7			2.0 ... 4.0	80.0	83.0	IPB070No6N G ¹⁾	OptiMOS [®]
	6.7			1.2 ... 2.0	80.0	94.0	IPB070No6L G	OptiMOS [®]
	7.7			2.0 ... 4.0	80.0	70.0	IPB080No6N G	OptiMOS [®]
	8.2			1.2 ... 2.0	80.0	79.0	IPB085No6L G	OptiMOS [®]
	8.8			2.0 ... 4.0	80.0	58.0	IPB091No6N G	OptiMOS [®]
	10.7			1.2 ... 2.0	78.0	59.0	IPB110No6L G	OptiMOS [®]
11.7			2.0 ... 4.0	75.0	43.0	IPB120No6N G	OptiMOS [®]	
85 V	4.1			2.0 ... 4.0	100.0	175.0	IPB04CNE8N G	OptiMOS ^{®2}
	5.1			2.0 ... 4.0	100.0	136.0	IPB051NE8N G	OptiMOS ^{®2}
	6.2			2.0 ... 4.0	100.0	104.0	IPB06CNE8N G	OptiMOS ^{®2}
	8.2			2.0 ... 4.0	95.0	75.0	IPB08CNE8N G	OptiMOS ^{®2}
	12.6			2.0 ... 4.0	67.0	49.0	IPB12CNE8N G	OptiMOS ^{®2}
	16.2			2.0 ... 4.0	53.0	36.0	IPB16CNE8N G	OptiMOS ^{®2}
26.0			2.0 ... 4.0	35.0	23.0	IPB26CNE8N G	OptiMOS ^{®2}	

1) Can be mass-produced on customer request

2) Preliminary data

For an overview about ROHS-compliant products please go to www.infineon.com/greenproducts

D²-PAK (TO263)

Voltage	$R_{DS(on) \text{ max. [m}\Omega]}$			$V_{GS(th) [V]}$	$I_b [A]$	typ. $Q_g [nC]$	Type	Technology
	@ $V_{GS} = 10 \text{ V}$	@ $V_{GS} = 4.5 \text{ V}$	@ $V_{GS} = 2.5 \text{ V}$					
100 V	4.1			2.0 ... 4.0	100.0	175.0	IPB04CN10N G	OptiMOS ^{®2}
	5.1			2.0 ... 4.0	100.0	136.0	IPB05CN10N G	OptiMOS ^{®2}
	6.2			2.0 ... 4.0	100.0	104.0	IPB06CN10N G	OptiMOS ^{®2}
	8.2			2.0 ... 4.0	95.0	75.0	IPB08CN10N G	OptiMOS ^{®2}
	12.6			2.0 ... 4.0	67.0	49.0	IPB12CN10N G	OptiMOS ^{®2}
	16.2			2.0 ... 4.0	53.0	36.0	IPB16CN10N G	OptiMOS ^{®2}
	26.0			2.0 ... 4.0	35.0	23.0	IPB26CN10N G	OptiMOS ^{®2}
	35.0			2.0 ... 4.0	27.0	8.0	IPB35CN10N G	OptiMOS ^{®2}
	50.0			2.0 ... 4.0	20.0	12.0	IPB50CN10N G	OptiMOS ^{®2}
	80.0			2.0 ... 4.0	13.0	8.0	IPB80CN10N G	OptiMOS ^{®2}
	26.0			1.2 ... 2.0	47.0	90.0	SPP/B/l47N10L	Planar
	33.0			2.0 ... 4.0	47.0	70.0	SPP/B/l47N10	Planar
	44.0			2.0 ... 4.0	35.0	49.0	SPP/B/l35N10	Planar
	80.0			2.0 ... 4.0	21.0	28.9	SPP/B/l21N10	Planar
	154.0			1.2 ... 2.0	10.3	17.7	SPP/B/l10N10L	Planar
170.0			2.0 ... 4.0	10.3	14.6	SPP/B/l10N10	Planar	
200 V	130.0			2.0 ... 4.0	21.0	64.0	BUZ30A	Planar
	200.0			2.0 ... 4.0	14.5	50.0	BUZ31	Planar
	400.0			2.0 ... 4.0	9.5	24.0	BUZ32	Planar
500 V	950.0			2.1 ... 3.9	4.5	22.0	SPB04N50C3	CoolMOST ^{™C3}
	380.0			2.1 ... 3.9	11.6	49.0	SPB12N50C3	CoolMOST ^{™C3}
	299.0			2.5 ... 3.5	12.0	23.0	IPB50R299CP	CoolMOST ^{™CP}
	280.0			2.1 ... 3.9	16.0	66.0	SPB16N50C3	CoolMOST ^{™C3}
	250.0			2.5 ... 3.5	13.0	27.0	IPB50R250CP	CoolMOST ^{™CP}
	199.0			2.5 ... 3.5	17.0	34.0	IPB50R199CP	CoolMOST ^{™CP}
	190.0			2.1 ... 3.9	21.0	95.0	SPB21N50C3	CoolMOST ^{™C3}
	140.0			2.5 ... 3.5	23.0	48.0	IPB50R140CP	CoolMOST ^{™CP}
600 V	3000.0			3.5 ... 5.5	1.8	7.3	SPB02N60S5	CoolMOST ^{™S5}
	3000.0			2.1 ... 3.9	1.8	9.5	SPB02N60C3	CoolMOST ^{™C3}
	1400.0			3.5 ... 5.5	3.2	12.4	SPB03N60S5	CoolMOST ^{™S5}
	1400.0			2.1 ... 3.9	3.2	13.0	SPB03N60C3	CoolMOST ^{™C3}
	950.0			3.5 ... 5.5	4.5	17.6	SPB04N60S5	CoolMOST ^{™S5}
	950.0			2.1 ... 3.9	4.5	19.0	SPB04N60C3	CoolMOST ^{™C3}
	600.0			3.5 ... 5.5	7.3	27.0	SPB07N60S5	CoolMOST ^{™S5}
	600.0			2.1 ... 3.9	7.3	21.0	SPB07N60C3	CoolMOST ^{™C3}
	380.0			3.5 ... 5.5	11.0	41.5	SPB11N60S5	CoolMOST ^{™S5}
	380.0			2.1 ... 3.9	11.0	45.0	SPB11N60C3	CoolMOST ^{™C3}
	190.0			3.5 ... 5.5	20.7	79.0	SPB20N60S5	CoolMOST ^{™S5}
	190.0			2.1 ... 3.9	20.7	87.0	SPB20N60C3	CoolMOST ^{™C3}
	165.0			2.5 ... 3.5	21.0	39.0	IPB60R165CP	CoolMOST ^{™CP}
	99.0			2.5 ... 3.5	31.0	60.0	IPB60R099CP	CoolMOST ^{™CP}
800 V	290.0			2.1 ... 3.9	17.0	91.0	SPB17N80C3	CoolMOST ^{™C3}

For an overview about ROHS-compliant products please go to www.infineon.com/greenproducts



I² PAK (TO262)

Voltage	R _{DS(on) max.} [mΩ]			V _{GS(th)} [V]	I _D [A]	typ. Q _g [nC]	Type	Technology
	@ V _{GS} = 10 V	@ V _{GS} = 4.5 V	@ V _{GS} = 2.5 V					
25 V	3.0			1.2 ... 2.0	80.0	43.0	IPl03No3LA	OptiMOS [®] 2
	4.2			1.2 ... 2.0	80.0	24.0	IPl04No3LA	OptiMOS [®] 2
	4.9			1.2 ... 2.0	80.0	19.0	IPl05No3LA	OptiMOS [®] 2
	6.2			1.2 ... 2.0	50.0	16.0	IPl06No3LA	OptiMOS [®] 2
	9.2			1.2 ... 2.0	50.0	10.0	IPl09No3LA	OptiMOS [®] 2
	11.5			1.2 ... 2.0	30.0	8.2	IPl11No3LA	OptiMOS [®] 2
	13.9			1.2 ... 2.0	30.0	7.0	IPl14No3LA	OptiMOS [®] 2
30 V	3.1			1.2 ... 2.0	80.0	44.0	IPl03No3LB G ¹⁾	OptiMOS [®] 2
	3.8			1.2 ... 2.0	80.0	30.0	IPl04No3LB G ¹⁾	OptiMOS [®] 2
	5.3			1.2 ... 2.0	80.0	19.0	IPl05No3LB G ¹⁾	OptiMOS [®] 2
	6.6			1.2 ... 2.0	50.0	19.0	IPl07No3LB G ¹⁾	OptiMOS [®] 2
	9.9			1.2 ... 2.0	50.0	10.0	IPl10No3LB G ¹⁾	OptiMOS [®] 2
	12.8			1.2 ... 2.0	30.0	8.0	IPl13No3LB G ¹⁾	OptiMOS [®] 2
	15.4			1.2 ... 2.0	30.0	6.0	IPl15No3LB G ²⁾	OptiMOS [®] 2
60 V	7.0			2.0 ... 4.0	80.0	83.0	IPl07oNo6N G ¹⁾	OptiMOS [®]
85 V	4.4			2.0 ... 4.0	100.0	175.0	IPl04CNE8N G	OptiMOS [®]
	5.4			2.0 ... 4.0	67.0	49.0	IPl054NE8N G	OptiMOS [®]
	6.5			2.0 ... 4.0	100.0	104.0	IPl06CNE8N G	OptiMOS [®]
	8.5			2.0 ... 4.0	95.0	75.0	IPl08CNE8N G	OptiMOS [®]
	12.9			2.0 ... 4.0	67.0	49.0	IPl12CNE8N G	OptiMOS [®]
	16.5			2.0 ... 4.0	53.0	36.0	IPl16CNE8N G	OptiMOS [®]
	26.0			2.0 ... 4.0	35.0	23.0	IPl26CNE8N G	OptiMOS [®]
100 V	4.4			2.0 ... 4.0	100.0	175.0	IPl04CN1oN G	OptiMOS [®] 2
	5.4			2.0 ... 4.0	100.0	136.0	IPl05CN1oN G	OptiMOS [®] 2
	6.5			2.0 ... 4.0	100.0	104.0	IPl06CN1oN G	OptiMOS [®] 2
	8.5			2.0 ... 4.0	95.0	75.0	IPl08CN1oN G	OptiMOS [®] 2
	12.9			2.0 ... 4.0	67.0	49.0	IPl12CN1oN G	OptiMOS [®] 2
	16.5			2.0 ... 4.0	53.0	36.0	IPl16CN1oN G	OptiMOS [®] 2
	26.0			2.0 ... 4.0	35.0	23.0	IPl26CN1oN G	OptiMOS [®] 2
	35.0			2.0 ... 4.0	27.0	18.0	IPl35CN1oN G	OptiMOS [®] 2
	50.0			2.0 ... 4.0	20.0	12.0	IPl5oCN1oN G	OptiMOS [®] 2
	80.0			2.0 ... 4.0	13.0	8.0	IPl8oCN1oN G	OptiMOS [®] 2

1) Can be mass-produced on customer request

2) 5-Leg


For an overview about ROHS-compliant products please go to www.infineon.com/greenproducts



I² PAK (TO262)

Voltage	$R_{DS(on) \max.} [m\Omega]$			$V_{GS(th)} [V]$	$I_D [A]$	typ. $Q_g [nC]$	Type	Technology
	@ $V_{GS} = 10 V$	@ $V_{GS} = 4.5 V$	@ $V_{GS} = 2.5 V$					
200 V	200.0			2.1 ... 4.0	14.5	50.0	BUZ31	Planar
	400.0			2.1 ... 4.0	7.0	24.0	BUZ73	Planar
	600.0			2.1 ... 4.0	5.5	24.0	BUZ73A	Planar
500 V	600.0			2.1 ... 3.9	7.6	32.0	SPI08N50C3	CoolMOS™C3
	399.0			2.5 ... 3.5	9.0	17.0	IPI50R399CP	CoolMOS™CP
	380.0			2.1 ... 3.9	11.6	49.0	SPI12N50C3	CoolMOS™C3
	350.0			2.5 ... 3.5	10.0	19.0	IPI50R350CP	CoolMOS™CP
	280.0			2.1 ... 3.9	16.0	66.0	SPI16N50C3	CoolMOS™C3
	190.0			2.1 ... 3.9	21.0	95.0	SPI21N50C3	CoolMOS™C3
600 V	600.0			3.5 ... 5.5	7.3	27.0	SPI07N60S5	CoolMOS™S5
	600.0			2.1 ... 3.9	7.3	21.0	SPI07N60C3	CoolMOS™C3
	385.0			2.5 ... 3.5	9.0	17.0	IPI60R385CP	CoolMOS™CP
	380.0			3.5 ... 5.5	11.0	41.5	SPI11N60S5	CoolMOS™S5
	380.0			2.1 ... 3.9	11.0	45.0	SPI11N60C3	CoolMOS™C3
	299.0			2.5 ... 3.5	11.0	22.0	IPI60R299CP	CoolMOS™CP
	280.0			2.1 ... 3.9	15.0	63.0	SPI15N60C3	CoolMOS™C3
	199.0			2.5 ... 3.5	16.0	33.0	IPI60R199CP	CoolMOS™CP
	190.0			2.1 ... 3.9	20.7	87.0	SPI20N60C3	CoolMOS™C3
650 V	600.0			2.1 ... 3.9	7.3	21.0	SPI07N65C3	CoolMOS™C3
	380.0			2.1 ... 3.9	11.0	45.0	SPI11N65C3	CoolMOS™C3
	190.0			2.1 ... 3.9	20.7	87.0	SPI20N65C3	CoolMOS™C3
800 V	650.0			2.1 ... 3.9	8.0	40.0	SPI08N80C3	CoolMOS™C3

For an overview about ROHS-compliant products please go to www.infineon.com/greenproducts





D-PAK (TO252)

Voltage	$R_{DS(on) \text{ max. [m}\Omega]}$			$V_{GS(th) \text{ [V]}}$	$I_D \text{ [A]}$	typ. $Q_g \text{ [nC]}$	Type	Technology
	@ $V_{GS} = 10 \text{ V}$	@ $V_{GS} = 4.5 \text{ V}$	@ $V_{GS} = 2.5 \text{ V}$					
-100 V	240.0			-4.0 ... -2.1	-15.0	33.4	SPD15P10P G	Planar
	210.0	290.0		-2.0 ... -1.0	-15.5	47.0	SPD15P10PL G	Planar
	1000.0			-4.0 ... -2.1	-4.0	9.1	SPD04P10P G	Planar
	850.0	1050.0		-2.0 ... -1.0	-4.2	12.0	SPD04P10PL G	Planar
-60 V	75.0			-4.0 ... -2.1	-30.0	32.0	SPD30Po6P	Planar
	130.0			-4.0 ... -2.1	-18.6	22.0	SPD18Po6P	Planar
	250.0	400.0		-2.0 ... -1.0	-9.7	14.0	SPD09Po6P	Planar
	300.0			-4.0 ... -2.1	-8.8	10.0	SPD08Po6P	Planar
-30 V	7.0	13.0		-2.0 ... -1.0	-50.0	-119.0	SPD50Po3L G ²⁾	OptiMOS [®] 2
25 V	3.2			1.2 ... 2.0	90.0	31.0	IPD03No3LA G	OptiMOS [®] 2
	4.2			1.2 ... 2.0	90.0	19.0	IPDH4No3LA G	OptiMOS [®] 2
	3.8			1.2 ... 2.0	50.0	31.0	IPD04No3LA G	OptiMOS [®] 2
	5.2			1.2 ... 2.0	50.0	17.0	IPDH5No3LA G	OptiMOS [®] 2
	5.1			1.2 ... 2.0	50.0	19.0	IPD05No3LA G	OptiMOS [®] 2
	5.7			1.2 ... 2.0	50.0	17.0	IPD06No3LA G	OptiMOS [®] 2
	6.0			1.2 ... 2.0	50.0	14.0	IPDH6No3LA G	OptiMOS [®] 2
	8.6			1.2 ... 2.0	50.0	10.0	IPD09No3LA G	OptiMOS [®] 2
	9.2			1.2 ... 2.0	30.0	8.2	IPDH9No3LA G	OptiMOS [®] 2
	10.4			1.2 ... 2.0	30.0	8.2	IPD10No3LA G	OptiMOS [®] 2
12.8			1.2 ... 2.0	30.0	6.3	IPD13No3LA G	OptiMOS [®] 2	
30 V	2.3	n.a.		n.a.	n.a.	n.a.	IPD023No3L G ⁴⁾	OptiMOS [®] 3
	3.1	4.4		1.0 ... 2.2	90.0	25.0	IPD031No3L G	OptiMOS [®] 3
	3.3			1.2 ... 2.0	90.0	30.0	IPD03No3LB G	OptiMOS [®] 2
	4.0	n.a.		1.2 ... 2.0	50.0	20.25 ³⁾	IPD040No3L G	OptiMOS [®] 3
	4.1			1.2 ... 2.0	50.0	16.69 ³⁾	IPD04No3LB G	OptiMOS [®] 2
	5.0	n.a.		1.2 ... 2.0	50.0	11.3 ³⁾	IPD050No3L G	OptiMOS [®] 3
	4.8			1.2 ... 2.0	90.0	19.0	IPD05No3LB G	OptiMOS [®] 2
	6.0	9.0		1.0 ... 2.2	50.0	11.3	IPD060No3L G	OptiMOS [®] 3
	6.1			1.2 ... 2.0	50.0	16.0	IPD06No3LB G	OptiMOS [®] 2
	7.5	n.a.		1.2 ... 2.0	n.a.	9.7 ³⁾	IPD075No3L G	OptiMOS [®] 3
	9.0	13.5		1.0 ... 2.2	40.0	7.4	IPD090No3L G	OptiMOS [®] 3
	9.1			1.2 ... 2.0	50.0	10.0	IPD09No3LB G	OptiMOS [®] 2
	10.5	n.a.		1.0 ... 2.2	30.0	7.32 ³⁾	IPD105No3L G	OptiMOS [®] 3
	11.6			1.2 ... 2.0	30.0	8.0	IPD12No3LB G	OptiMOS [®] 2
	13.5	20.5		1.0 ... 2.2	30.0	4.8	IPD135No3L G	OptiMOS [®] 3
14.3			1.2 ... 2.0	30.0	6.0	IPD14No3LB G ¹⁾	OptiMOS [®] 2	

1) Can be mass-produced on customer request

2) 5-Leg

3) Preliminary data

4) Coming 2007

For an overview about ROHS-compliant products please go to www.infineon.com/greenproducts



D-PAK (TO252)

Voltage	$R_{DS(on) \text{ max. [m}\Omega]}$			$V_{GS(th) [V]}$	$I_D [A]$	typ. $Q_g [nC]$	Type	Technology
	@ $V_{GS} = 10 \text{ V}$	@ $V_{GS} = 4.5 \text{ V}$	@ $V_{GS} = 2.5 \text{ V}$					
60 V	12.7			1.2 ... 2.0	50.0	52.0	IPD127No6L G	OptiMOS [®]
	14.4			2.0 ... 4.0	50.0	38.0	IPD144No6N G	OptiMOS [®]
	23.0			1.2 ... 2.0	30.0	31.0	IPD230No6L G	OptiMOS [®]
	23.0			2.0 ... 4.0	30.0	23.0	IPD230No6N G	OptiMOS [®]
	35.0			1.2 ... 2.0	29.0	20.0	IPD350No6L G ¹⁾	OptiMOS [®]
	40.0			2.0 ... 4.0	27.0	13.0	IPD400No6N G	OptiMOS [®]
	64.0			1.2 ... 2.0	18.0	10.0	IPD640No6L G	OptiMOS [®]
	80.0			2.0 ... 4.0	16.0	7.0	IPD800No6N G	OptiMOS [®]
85 V	12.4			2.0 ... 4.0	67.0	49.0	IPD12CNE8N G	OptiMOS ^{®2}
	16.0			2.0 ... 4.0	53.0	36.0	IPD16CNE8N G	OptiMOS ^{®2}
	26.0			2.0 ... 4.0	35.0	23.0	IPD25CNE8N G	OptiMOS ^{®2}
100 V	12.4			2.0 ... 4.0	67.0	49.0	IPD12CN10N G	OptiMOS ^{®2}
	16.0			2.0 ... 4.0	53.0	36.0	IPD16CN10N G	OptiMOS ^{®2}
	26.0			2.0 ... 4.0	35.0	23.0	IPD25CN10N G	OptiMOS ^{®2}
	33.0			2.0 ... 4.0	27.0	18.0	IPD33CN10N G	OptiMOS ^{®2}
	49.0			2.0 ... 4.0	20.0	12.0	IPD49CN10N G	OptiMOS ^{®2}
	64.0			2.0 ... 4.0	17.0	6.0	IPD64CN10N G	OptiMOS ^{®2}
	78.0			2.0 ... 4.0	13.0	8.0	IPD78CN10N G	OptiMOS ^{®2}
	44.0			2.0 ... 4.0	35.0	49.0	SPD35N10	Planar
200 V	400.0			2.0 ... 4.0	7.0	21.0	SPD07N20	Planar
500 V	3000.0			2.1 ... 3.9	1.8	9.0	SPD02N50C3	CoolMOS TM C3
	1400.0			2.1 ... 3.9	3.2	15.0	SPD03N50C3	CoolMOS TM C3
	950.0			2.1 ... 3.9	4.5	22.0	SPD04N50C3	CoolMOS TM C3
	600.0			2.1 ... 3.9	7.6	32.0	SPD08N50C3	CoolMOS TM C3
	520.0			2.5 ... 3.5	7.0	13.0	IPD50R520CP	CoolMOS TM CP
	399.0			2.5 ... 3.5	9.0	17.0	IPD50R399CP	CoolMOS TM CP
600 V	6000.0			2.1 ... 3.9	0.8	3.9	SPD01N60C3	CoolMOS TM C3
	3000.0			3.5 ... 5.5	1.8	7.3	SPD02N60S5	CoolMOS TM S5
	3000.0			2.1 ... 3.9	1.8	9.5	SPD02N60C3	CoolMOS TM C3
	1400.0			3.5 ... 5.5	3.2	12.4	SPD03N60S5	CoolMOS TM S5
	1400.0			2.1 ... 3.9	3.2	13.0	SPD03N60C3	CoolMOS TM C3
	950.0			3.5 ... 5.5	4.5	17.6	SPD04N60S5	CoolMOS TM S5
	950.0			2.1 ... 3.9	4.5	19.0	SPD04N60C3	CoolMOS TM C3
	750.0			2.1 ... 3.9	6.2	24.0	SPD06N60C3	CoolMOS TM C3
	600.0			2.1 ... 3.9	7.3	21.0	SPD07N60C3	CoolMOS TM C3
	600.0			3.5 ... 5.5	7.3	27.0	SPD07N60S5	CoolMOS TM S5
	385.0			2.5 ... 3.5	9.0	17.0	IPD60R385CP	CoolMOS TM CP
800 V	2700.0			2.1 ... 3.9	2.0	9.0	SPD02N80C3	CoolMOS TM C3
	1300.0			2.1 ... 3.9	4.0	20.0	SPD04N80C3	CoolMOS TM C3
	900.0			2.1 ... 3.9	6.0	27.0	SPD06N80C3	CoolMOS TM C3

1) Can be mass-produced on customer request

For an overview about ROHS-compliant products please go to www.infineon.com/greenproducts




Reverse D-PAK (TO252)

Voltage	$R_{DS(on) \max.}$ [m Ω]			$V_{GS(th)}$ [V]	I_D [A]	typ. Q_g [nC]	Type	Technology
	@ $V_{GS} = 10$ V	@ $V_{GS} = 4.5$ V	@ $V_{GS} = 2.5$ V					
25 V	4.0			1.2 ... 2.0	50.0	31.0	IPFo4No3LA G	OptiMOS [®] 2
	5.3			1.2 ... 2.0	50.0	19.0	IPFo5No3LA G	OptiMOS [®] 2
	5.9			1.2 ... 2.0	50.0	17.0	IPFo6No3LA G	OptiMOS [®] 2
	6.2			1.2 ... 2.0	50.0	14.0	IPFH6No3LA G	OptiMOS [®] 2
	8.8			1.2 ... 2.0	50.0	10.0	IPFo9No3LA G	OptiMOS [®] 2
	10.4			1.2 ... 2.0	30.0	8.2	IPF10No3LA G	OptiMOS [®] 2
	12.8			1.2 ... 2.0	30.0	6.3	IPF13No3LA G	OptiMOS [®] 2
30 V	3.9	5.2		1.0 ... 2.2	50.0	25.0	IPFo39No3L G	OptiMOS [®] 3
	4.3			1.2 ... 2.0	50.0	30.0	IPFo4No3LB G ¹⁾	OptiMOS [®] 2
	5.0	n.a.		1.0 ... 1.2	50.0	16.69 ²⁾	IPFo50No3L G	OptiMOS [®] 3
	6.0	9.0		1.0 ... 2.2	50.0	11.3	IPFo60No3L G	OptiMOS [®] 3
	6.3			1.2 ... 2.0	50.0	16.0	IPFo6No3LB G ¹⁾	OptiMOS [®] 2
	7.5	n.a.		1.0 ... 2.2	50.0	9.7 ²⁾	IPFo75No3L G ¹⁾	OptiMOS [®] 3
	9.0	13.5		1.0 ... 2.2	40.0	7.4	IPFo90No3L G	OptiMOS [®] 3
	9.3			1.2 ... 2.0	50.0	10.0	IPFo9No3LB G ¹⁾	OptiMOS [®] 2
	10.5	n.a.		1.0 ... 2.2	30.0	7.32 ²⁾	IPF105No3L G	OptiMOS [®] 3
	11.8			1.2 ... 2.0	30.0	8.0	IPF12No3LB G ¹⁾	OptiMOS [®] 2
	13.5	20.5		1.0 ... 2.2	30.0	4.8	IPF135No3L G	OptiMOS [®] 3
	14.5			1.2 ... 2.0	30.0	6.0	IPF15No3LB G ¹⁾	OptiMOS [®] 2

1) Can be mass-produced on customer request

2) Preliminary data

For an overview about ROHS-compliant products please go to www.infineon.com/greenproducts





I-PAK (TO251)

Voltage	$R_{DS(on) \text{ max. [m}\Omega]}$			$V_{GS(th) [V]}$	$I_D [A]$	typ. $Q_g [nC]$	Type	Technology
	@ $V_{GS} = 10 \text{ V}$	@ $V_{GS} = 4.5 \text{ V}$	@ $V_{GS} = 2.5 \text{ V}$					
-60 V	75.0			-4.0 ... -2.1	-30.0	32.0	SPU30Po6P	Planar
	130.0			-4.0 ... -2.1	-18.6	22.0	SPU18Po6P	Planar
	250.0	400.0		-2.0 ... -1.0	-9.7	14.0	SPU09Po6P	Planar
	300.0			-4.0 ... -2.1	-8.8	10.0	SPU08Po6P	Planar
25 V	4.0			1.2 ... 2.0	50.0	31.0	IPU04No3LA G	OptiMOS [®] 2
	5.3			1.2 ... 2.0	50.0	19.0	IPU05No3LA G	OptiMOS [®] 2
	5.9			1.2 ... 2.0	50.0	17.0	IPU06No3LA G	OptiMOS [®] 2
	6.2			1.2 ... 2.0	50.0	14.0	IPUH6No3LA G	OptiMOS [®] 2
	8.8			1.2 ... 2.0	50.0	10.0	IPU09No3LA G	OptiMOS [®] 2
	10.4			1.2 ... 2.0	30.0	8.2	IPU10No3LA G	OptiMOS [®] 2
	12.8			1.2 ... 2.0	30.0	6.3	IPU13No3LA G	OptiMOS [®] 2
30 V	3.9	n.a.		1.0 ... 2.2	50.0	27.54 ²⁾	IPU039No3L G	OptiMOS [®] 3
	4.3			n.a.	50.0	n.a.	IPU04No3LB G	OptiMOS [®] 2
	5.0	n.a.		1.0 ... 2.2	50.0	16.69 ²⁾	IPU050No3L G	OptiMOS [®] 3
	6.0	9.0		1.0 ... 2.2	50.0	11.3	IPU060No3L G	OptiMOS [®] 3
	6.3			1.2 ... 2.0	50.0	16.0	IPUH6No3LB G	OptiMOS [®] 2
	7.5	n.a.		1.0 ... 2.0	40.0	9.7 ²⁾	IPU075No3L G	OptiMOS [®] 3
	9.0	14.0		1.0 ... 2.2	40.0	7.4	IPU090No3L G	OptiMOS [®] 3
	9.3			1.2 ... 2.0	50.0	10.0	IPU09No3LB G	OptiMOS [®] 2
	10.5	n.a.		1.0 ... 2.2	30.0	7.32 ²⁾	IPU105No3L G	OptiMOS [®] 3
	11.8			1.2 ... 2.0	30.0	8.0	IPU12No3LB G ¹⁾	OptiMOS [®] 2
	13.5	21.0		1.0 ... 2.2	30.0	4.8	IPU135No3L G	OptiMOS [®] 3
14.5			1.2 ... 2.0	30.0	6.0	IPU15No3LB G ¹⁾	OptiMOS [®] 2	
85 V	26.0			2.0 ... 4.0	35.0	23.0	IPU26CNE8N G	OptiMOS [®] 2
100 V	170.0			2.1 ... 4.0	10.5	14.6	SPD/U11N10	Planar
	26.0			2.0 ... 4.0	35.0	23.0	IPU26CN10N G	OptiMOS [®] 2
	35.0			2.0 ... 4.0	27.0	18.0	IPU35CN10N G	OptiMOS [®] 2
	49.0			2.0 ... 4.0	20.0	12.0	IPU49CN10N G	OptiMOS [®] 2
	64.0			2.0 ... 4.0	17.0	6.0	IPU64CN10N G	OptiMOS [®] 2
	78.0			2.0 ... 4.0	13.0	8.0	IPU78CN10N G	OptiMOS [®] 2
600 V	6000.0			2.1 ... 3.9	0.8	3.9	SPU01N60C3	CoolMOS [™] C3
	3000.0			3.5 ... 5.5	1.8	7.3	SPU02N60S5	CoolMOS [™] S5
	3000.0			2.1 ... 3.9	1.8	9.5	SPU02N60C3	CoolMOS [™] C3
	1400.0			3.5 ... 5.5	3.2	12.4	SPU03N60S5	CoolMOS [™] S5
	1400.0			2.1 ... 3.9	3.2	12.4	SPU03N60C3	CoolMOS [™] C3
	950.0			3.5 ... 5.5	4.5	17.6	SPU04N60S5	CoolMOS [™] S5
	950.0			2.1 ... 3.9	4.5	17.6	SPU04N60C3	CoolMOS [™] C3
	600.0			3.5 ... 5.5	7.3	27.0	SPU07N60S5	CoolMOS [™] S5

1) Can be mass-produced on customer request

2) Preliminary data

For an overview about ROHS-compliant products please go to www.infineon.com/greenproducts



I-PAK Short Leads (TO251 SL)

Voltage	$R_{DS(on) \max.} [m\Omega]$			$V_{GS(th)} [V]$	$I_D [A]$	typ. $Q_g [nC]$	Type	Technology
	@ $V_{GS} = 10 V$	@ $V_{GS} = 4.5 V$	@ $V_{GS} = 2.5 V$					
25 V	3.4			1.2 ... 2.0	90.0	31.0	IPSo3No3LA G	OptiMOS ^{®2}
	4.4			1.2 ... 2.0	90.0	19.0	IPSH4No3LA G	OptiMOS ^{®2}
	4.0			1.2 ... 2.0	50.0	31.0	IPSo4No3LA G	OptiMOS ^{®2}
	5.2			1.2 ... 2.0	50.0	17.0	IPSH5No3LA G	OptiMOS ^{®2}
	5.3			1.2 ... 2.0	50.0	19.0	IPSo5No3LA G	OptiMOS ^{®2}
	5.9			1.2 ... 2.0	50.0	17.0	IPSo6No3LA G	OptiMOS ^{®2}
	6.2			1.2 ... 2.0	50.0	14.0	IPSH6No3LA G	OptiMOS ^{®2}
	8.8			1.2 ... 2.0	50.0	10.0	IPSo9No3LA G	OptiMOS ^{®2}
	9.2			1.2 ... 2.0	30.0	9.0	IPSH9No3LA G	OptiMOS ^{®2}
	10.4			1.2 ... 2.0	30.0	8.2	IPSo10No3LA G	OptiMOS ^{®2}
12.8			1.2 ... 2.0	30.0	6.3	IPSo13No3LA G	OptiMOS ^{®2}	
30 V	3.1	4.4		1.0 ... 2.2	90.0	25.0	IPSo31No3L G	OptiMOS ^{®3}
	3.5			1.2 ... 2.0	90.0	30.0	IPSo3No3LB G	OptiMOS ^{®2}
	4.0	n.a.		1.2 ... 2.0	n.a.	20.25 ²⁾	IPSo40No3L G	OptiMOS ^{®3}
	4.3			1.2 ... 2.0	50.0	30.0	IPSo4No3LB G	OptiMOS ^{®2}
	5.0	n.a.		1.2 ... 2.0	50.0	16.69 ²⁾	IPSo50No3L G	OptiMOS ^{®3}
	5.0			1.2 ... 2.0	90.0	19.0	IPSo5No3LB G	OptiMOS ^{®2}
	6.0	9.0		1.0 ... 2.2	50.0	11.3	IPSo60No3L G	OptiMOS ^{®3}
	6.3			1.2 ... 2.0	50.0	16.0	IPSo6No3LB G ¹⁾	OptiMOS ^{®2}
	7.5	n.a.		1.0 ... 2.2	40.0	9.7 ²⁾	IPSo75No3L G	OptiMOS ^{®3}
	9.0	13.5		1.0 ... 2.2	40.0	7.4	IPSo90No3L G	OptiMOS ^{®3}
	9.3			1.2 ... 2.0	50.0	10.0	IPSo9No3LB G	OptiMOS ^{®2}
	10.5	n.a.		1.0 ... 2.2	30.0	7.32 ²⁾	IPSo105No3L G	OptiMOS ^{®3}
	11.8			1.2 ... 2.0	30.0	8.0	IPSo12No3LB G ¹⁾	OptiMOS ^{®2}
	13.5	20.5		1.0 ... 2.2	30.0	4.8	IPSo135No3L G	OptiMOS ^{®3}
14.5			1.2 ... 2.0	30.0	6.0	IPSo15No3LB G ¹⁾	OptiMOS ^{®2}	
6.3			1.2 ... 2.0	50.0	16.0	IPSH6No3LB G	OptiMOS ^{®2}	
500 V	3000.0			2.1 ... 3.9	1.8	9.0	SPSo2N50C3	CoolMOS [™] C3
	1000.0			2.1 ... 3.9	3.2	15.0	SPSo3N50C3	CoolMOS [™] C3
	950.0			2.1 ... 3.9	4.5	22.0	SPSo4N50C3	CoolMOS [™] C3
	520.0			2.5 ... 3.5	7.0	13.0	IPSo50R520CP	CoolMOS [™] CP
600 V	6000.0			2.1 ... 3.9	0.8	3.9	SPSo1N60C3	CoolMOS [™] C3
	3000.0			2.1 ... 3.9	1.8	9.5	SPSo2N60C3	CoolMOS [™] C3
	1400.0			2.1 ... 3.9	3.2	13.0	SPSo3N60C3	CoolMOS [™] C3
	950.0			2.1 ... 3.9	4.5	19.0	SPSo4N60C3	CoolMOS [™] C3

1) Can be mass-produced on customer request


2) Preliminary data




S08

Voltage	$R_{DS(on) \max.} [m\Omega]$			$V_{GS(th)} [V]$	$I_D [A]$	typ. $Q_g [nC]$	Type	Technology
	@ $V_{GS} = 10 V$	@ $V_{GS} = 4.5 V$	@ $V_{GS} = 2.5 V$					
-60 V	130.0			-4.0 ... -2.1	-3.44	20.0	BS0613SPV	Planar
-30 V	8.0			-2.2 ... -1.0	-14.9	-102.0	BS0080P03S	OptiMOS ^{®2}
	8.0	12.0		-2.0 ... -1.0	-14.9		BS0301Sp	OptiMOS ^{®2}
	13.0			-2.2 ... -1.0	-11.3	-61.0	BS0130P03S	OptiMOS ^{®2}
	20.0			-2.2 ... -1.0	-9.1	-40.0	BS0200P03S	OptiMOS ^{®2}
	21.0	32.0		-2.0 ... -1.0	-8.2	-48.3	BS0303P (dual)	OptiMOS ^{®2}
	21.0	32.0		-2.0 ... -1.0	-8.2		BS0303SP	OptiMOS ^{®2}
-20 V		8.0	12.9	-1.2 ... -0.6	-14.6	-85.5	BS0201SP	OptiMOS ^{®2}
		21.0	34.0	-1.2 ... -0.6	-9.0	-33.6	BS0203Sp	OptiMOS ^{®2}
		21.0	35.0	-1.2 ... -0.6	-8.2	-32.4	BS0203P (dual)	OptiMOS ^{®2}
		30.0	42.0	-1.2 ... -0.6	-7.0	-23.9	BS0204P (dual)	OptiMOS ^{®2}
		45.0	70.0	-1.2 ... -0.6	5.7	15.6	BS0207P (dual)	OptiMOS ^{®2}
		67.0	110.0	-1.2 ... -0.6	4.7	15.9	BS0211P (dual)	OptiMOS ^{®2}
30 V	5.2			1.2 ... 2.0	17.0	32.0	BS0052N03S	OptiMOS ^{®2}
	6.4			1.2 ... 2.0	16.0	21.0	BS0064N03S	OptiMOS ^{®2}
	6.8			1.2 ... 2.0	15.0	19.0	BS0072N03S	OptiMOS ^{®2}
	9.1			1.2 ... 2.0	13.0	13.0	BS0094N03S	OptiMOS ^{®2}
	9.7			1.2 ... 2.0	13.0	12.0	BS0104N03S	OptiMOS ^{®2}
	11.9			1.2 ... 2.0	11.0	10.0	BS0119N03S	OptiMOS ^{®2}
	15.0			1.2 ... 2.0	9.1	11.0	BS0150N03 (dual)	OptiMOS ^{®2}
	20.0			1.2 ... 2.0	7.9	6.0	BS0200N03 (dual)	OptiMOS ^{®2}
	20.0			1.2 ... 2.0	8.8	4.9	BS0200N03S	OptiMOS ^{®2}
	30.0			1.2 ... 2.0	7.2	3.5	BS0300N03S	OptiMOS ^{®2}
35.0			1.2 ... 2.0	6.0	2.8	BS0350N03 (dual)	OptiMOS ^{®2}	
60 V	150.0			1.2 ... 2.0	2.6	14.0	BS0615N (dual)	Planar
60 V/ -60 V	110.0	150.0		1.2 ... 2.0	3.1	13.5	BS0615C	Complementary
	300.0	450.0		-2.0 ... -1.0	-2.0	15.0		
	120.0			2.1 ... 4.0	3.0	10.5	BS0612CV	Complementary
	300.0			-4.0 ... -2.1	-2.0	10.3		

For an overview about ROHS-compliant products please go to www.infineon.com/greenproducts



SuperS08



Voltage	$R_{DS(on) \text{ max. [m}\Omega]}$			$V_{GS(th) [V]}$	$I_D [A]$	typ. $Q_g [nC]$	Type	Technology
	@ $V_{GS} = 10 \text{ V}$	@ $V_{GS} = 4.5 \text{ V}$	@ $V_{GS} = 2.5 \text{ V}$					
25 V	2.0			1.2 ... 2.0	100.0	50.0	BSC020N025S G	OptiMOS ^{®2}
	2.4			1.2 ... 2.0	100.0	39.0	BSC024N025S G	OptiMOS ^{®2}
	2.9			1.2 ... 2.0	100.0	31.0	BSC029N025S G	OptiMOS ^{®2}
	3.7			1.2 ... 2.0	100.0	22.0	BSC037N025S G	OptiMOS ^{®2}
	4.8			1.2 ... 2.0	89.0	16.0	BSC048N025S G	OptiMOS ^{®2}
	7.2			1.2 ... 2.0	40.0	13.0	BSC072N025S G	OptiMOS ^{®2}
	8.5			1.2 ... 2.0	35.0	11.0	BSC085N025S G	OptiMOS ^{®2}
	10.6			1.2 ... 2.0	30.0	8.3	BSC106N025S G	OptiMOS ^{®2}
30 V	1.6	2.3		1.2 ... 2.0	100.0	56.0	BSC016N03LS G	OptiMOS ^{®3}
	2.0	2.9		1.0 ... 2.2	100.0	40.0	BSC020N03LS G	OptiMOS ^{®3}
	2.2			1.2 ... 2.0	100.0	48.0	BSC022N03S G	OptiMOS ^{®2}
	2.5	n.a.		n.a.	100.0	n.a.	BSC025N03LS G	OptiMOS ^{®3}
	2.7			1.2 ... 2.0	100.0	38.0	BSC027N03S G	OptiMOS ^{®2}
	3.0	4.7		1.0 ... 2.2	100.0	20.0	BSC030N03LS G	OptiMOS ^{®3}
	3.2			1.2 ... 2.0	100.0	29.0	BSC032N03S G	OptiMOS ^{®2}
	4.2	5.9		1.0 ... 2.2	95.0	16.8	BSC042N03LS G ¹⁾	OptiMOS ^{®3}
	4.2			1.2 ... 2.0	95.0	21.0	BSC042N03S G	OptiMOS ^{®2}
	5.0	n.a.		n.a.	80.0	n.a.	BSC050N03LS G ¹⁾	OptiMOS ^{®3}
	5.2			1.2 ... 2.0	80.0	16.0	BSC052N03S G	OptiMOS ^{®2}
	5.7	n.a.		n.a.	n.a.	n.a.	BSC057N03S G ¹⁾	OptiMOS ^{®3}
	5.5			1.2 ... 2.0	73.0	15.0	BSC059N03S G	OptiMOS ^{®2}
	6.0			n.a.	73.0	n.a.	BSC060N03LS G ¹⁾	OptiMOS ^{®3}
	7.9			1.2 ... 2.0	40.0	13.0	BSC079N03S G	OptiMOS ^{®2}
	8.0	n.a.		n.a.	35.0	n.a.	BSC080N03LS G ¹⁾	OptiMOS ^{®3}
	9.0	n.a.		n.a.	n.a.	n.a.	BSC090N03LS G ¹⁾	OptiMOS ^{®3}
9.4			1.2 ... 2.0	35.0	10.0	BSC094N03S G	OptiMOS ^{®2}	
10.0	n.a.		n.a.	30.0	n.a.	BSC100N03LS G ¹⁾	OptiMOS ^{®3}	
11.9			1.2 ... 2.0	30.0	8.0	BSC119N03S G	OptiMOS ^{®2}	
12.0	18.1		n.a.	30.0	n.a.	BSC120N03S G ¹⁾	OptiMOS ^{®3}	
100 V	9.0			2.0 ... 4.0	50.0	66.0	BSC09CN10NS G	OptiMOS ^{®2}
	11.0			2.0 ... 4.0	50.0	34.0	BSC11CN10NSF G	OptiMOS ^{®2}
	13.0			2.0 ... 4.0	50.0	11.0	BSC13CN10NS G	OptiMOS ^{®2}
	17.0			2.0 ... 4.0	50.0	6.0	BSC17CN10NSF G	OptiMOS ^{®2}
	22.0			2.0 ... 4.0	50.0	26.0	BSC20CN10NS G	OptiMOS ^{®2}
	28.0			2.0 ... 4.0	43.0	13.0	BSC26CN10NSF G	OptiMOS ^{®2}

1) Coming 2007


S308



Voltage	$R_{DS(on) \text{ max. [m}\Omega]}$			$V_{GS(th) [V]}$	$I_D [A]$	typ. $Q_g [nC]$	Type	Technology
	@ $V_{GS} = 10 \text{ V}$	@ $V_{GS} = 4.5 \text{ V}$	@ $V_{GS} = 2.5 \text{ V}$					
30 V	3.5	6.0		1.0 ... 2.2	40.0	42.0	BSZ035N03LS G	OptiMOS ^{®3}
	4.0	n.a.		1.0 ... 2.2	n.a.	n.a.	BSZ040N03LS G ¹⁾	OptiMOS ^{®3}
	5.8	n.a.		n.a.	n.a.	n.a.	BSZ050N03LS G ¹⁾	OptiMOS ^{®3}
	5.8	n.a.		n.a.	n.a.	n.a.	BSZ058N03LS G ¹⁾	OptiMOS ^{®3}
	8.8	n.a.		n.a.	n.a.	n.a.	BSZ088N03LS G ¹⁾	OptiMOS ^{®3}
	10.0	n.a.		n.a.	n.a.	n.a.	BSZ100N03LS G ¹⁾	OptiMOS ^{®3}
	13.0	20.0		1.0 ... 2.2	35.0	9.0	BSZ130N03LS G	OptiMOS ^{®3}

1) Preliminary data

For an overview about ROHS-compliant products please go to www.infineon.com/greenproducts



SOT223

Voltage	$R_{DS(on) \max.} [m\Omega]$			$V_{GS(th)} [V]$	$I_D [A]$	typ. $Q_g [nC]$	Type	Technology
	@ $V_{GS} = 10 V$	@ $V_{GS} = 4.5 V$	@ $V_{GS} = 2.5 V$					
-250 V	4000.0	5000.0		-2.0 ... -1.0	-0.43	11.6	BSP317P	Planar
	12000.0	15000.0		-2.0 ... -1.0	-0.26	4.3	BSP92P	Planar
-100 V	1800.0	2300.0		-2.0 ... -1.0	-0.68	5.1	BSP316P	Planar
	950.0			-4.0 ... -2.1	-0.96	9.6	BSP321P ¹⁾	Planar
	830.0	1000.0		-2.0 ... -1.0	-1.0	12.0	BSP322P ¹⁾	Planar
-60 V	130.0			-4.0 ... -2.1	-2.9	22.0	BSP613P	Planar
	300.0			-4.0 ... -2.1	-1.9	12.5	BSP170P	Planar
	300.0	450.0		-2.0 ... -1.0	-1.9	13.3	BSP171P	Planar
	800.0	1400.0		-2.0 ... -1.0	-1.17	5.2	BSP315P	Planar
60 V	90.0	150.0		1.2 ... 2.0	2.6	14.0	BSP318S	Planar
	300.0	500.0		0.8 ... 2.0	1.8	14.0	BSP295	Planar
	120.0			2.1 ... 4.0	2.9	9.7	BSP320S	Planar
100 V	300.0			2.1 ... 4.0	1.7	13.0	BSP373	Planar
	310.0			0.8 ... 2.0	1.7		BSP372	Planar
	700.0			0.8 ... 1.8	1.1	13.8	BSP296	Planar
	6000.0			0.8 ... 1.8	0.37	1.6	BSP123	Planar
200 V	1800.0	3000.0		0.8 ... 1.8	0.66	12.9	BSP297	Planar
240 V	6000.0	7500.0		0.8 ... 1.8	0.35		BSP89	Planar
	6000.0	7500.0	15000.0	0.6 ... 1.4	0.35		BSP88	Planar
400 V	3000.0			2.1 ... 4.0	0.36		BSP298	Planar
	25000.0	22000.0		1.5 ... 2.5	0.32		BSP324	Planar
500 V	4000.0			2.1 ... 4.0	0.4		BSP299	Planar
600 V	45.0			1.5 ... 2.5	0.12	3.9	BSP125	Planar
	500.0			1.4 ... 2.6	0.023	1.4	BSS127	Planar
	45.0			1.3 ... 2.3	0.09	3.9	BSS225	Planar
	6000.0			2.1 ... 3.9	0.3	3.9	SPNo1N60C3	CoolMOS™C3
	1400.0			3.5 ... 5.5	0.7	12.8	SPNo3N60S5	CoolMOS™S5
	1400.0			2.1 ... 3.9	0.7	13.0	SPNo3N60C3	CoolMOS™C3
	3000.0			3.5 ... 5.5	0.4	7.4	SPNo2N60S5	CoolMOS™S5
	3000.0			2.1 ... 3.9	0.4	10.0	SPNo2N60C3	CoolMOS™C3
	950.0			3.5 ... 5.5	0.8	17.0	SPNo4N60S5	CoolMOS™S5
800 V	20.0			2.1 ... 4.0	0.19		BSP300	Planar

1) Coming E/2006

SOT89



Voltage	$R_{DS(on) \text{ max. [m}\Omega]}$			$V_{GS(th) [V]}$	$I_D [A]$	typ. $Q_g [nC]$	Type	Technology
	@ $V_{GS} = 10 \text{ V}$	@ $V_{GS} = 4.5 \text{ V}$	@ $V_{GS} = 2.5 \text{ V}$					
-250 V	12000.0	15000.0		-2.0 ... -1.0	-0.19	4.9	BSS192P	Planar
240 V	6000.0	7500.0		0.8 ... 1.8	0.26	3.7	BSS87	Planar

SOT23



Voltage	$R_{DS(on) \text{ max. [m}\Omega]}$			$V_{GS(th) [V]}$	$I_D [A]$	typ. $Q_g [nC]$	Type	Technology
	@ $V_{GS} = 10 \text{ V}$	@ $V_{GS} = 4.5 \text{ V}$	@ $V_{GS} = 2.5 \text{ V}$					
-60 V	2000.0	3000.0		-2.0 ... -1.0	-0.33	2.38	BSS83P	Planar
	8000.0	12000.0		-2.0 ... -1.0	-0.17	1.0	BSS84P	Planar
55 V	650.0	825.0		1.2 ... 2.0	0.54	1.7	BSS670S2L	OptiMOS®
60 V	3500.0	4000.0		0.6 ... 1.4	0.23	1.0	BSS138N	Planar
	5000.0	7500.0		0.8 ... 1.8	0.2	1.0	SN7002N	Planar
	5000.0	7500.0		1.3 ... 2.3	0.2	1.0	BSS7728N	Planar
100 V	6000.0			0.8 ... 1.8	0.17	1.78	BSS123	Planar
	6000.0			1.3 ... 2.3	0.17	1.67	BSS119	Planar
240 V	14000.0	20000.0		0.8 ... 1.8	0.11	2.1	BSS131	Planar

SC59



Voltage	$R_{DS(on) \text{ max. [m}\Omega]}$			$V_{GS(th) [V]}$	$I_D [A]$	typ. $Q_g [nC]$	Type	Technology
	@ $V_{GS} = 10 \text{ V}$	@ $V_{GS} = 4.5 \text{ V}$	@ $V_{GS} = 2.5 \text{ V}$					
-250 V	11000.0	13000.0		-2.0 ... -1.0	-0.14		BSR92P ¹⁾	Planar
-100 V	1800.0	2200.0		-2.0 ... -1.0	-0.36	5.1	BSR316 ¹⁾	Planar
-60 V	800.0	1300.0		-2.0 ... -1.0	-0.62	5.2	BSR315P ¹⁾	Planar

1) Coming E/2006

For an overview about ROHS-compliant products please go to www.infineon.com/greenproducts



SOT323


Voltage	$R_{DS(on) \text{ max. [m}\Omega]}$			$V_{GS(th) [V]}$	$I_D [A]$	typ. $Q_g [nC]$	Type	Technology
	@ $V_{GS} = 10 \text{ V}$	@ $V_{GS} = 4.5 \text{ V}$	@ $V_{GS} = 2.5 \text{ V}$					
-60 V	8000.0	12000.0		-2.0 ... -1.0	-0.15	1.0	BSS84PW ¹⁾	Planar
-20 V		550.0	900.0	-1.2 ... -0.6	-0.58	-0.92	BSS209PW	OptiMOS ^{®2}
		100.0	2100.0	-1.2 ... -0.6	-0.39	-0.5	BSS223PW	OptiMOS ^{®2}
60 V	3500.0	4000.0		0.6 ... 1.4	0.28	1.0	BSS138W	Planar
	5000.0	7500.0		0.8 ... 1.8	0.23	1.0	SN7002W	Planar

1) $R_{DS(on) \text{ max.}} = 25 \Omega$, @ $V_{GS} = 2.7 \text{ V}$




SOT363

Voltage	$R_{DS(on) \text{ max. [m}\Omega]}$			$V_{GS(th) [V]}$	$I_D [A]$	typ. $Q_g [nC]$	Type	Technology
	@ $V_{GS} = 10 \text{ V}$	@ $V_{GS} = 4.5 \text{ V}$	@ $V_{GS} = 2.5 \text{ V}$					
-20 V		175.0	285.0	-1.2 ... -0.6	-1.5	-3.8	BSV236SP	OptiMOS ^{®2}
		1200.0	2100.0	-1.2 ... -0.6	-0.39	-0.5	BSD223P (dual)	OptiMOS ^{®2}



TSOP6

Voltage	$R_{DS(on) \text{ max. [m}\Omega]}$			$V_{GS(th) [V]}$	$I_D [A]$	typ. $Q_g [nC]$	Type	Technology
	@ $V_{GS} = 10 \text{ V}$	@ $V_{GS} = 4.5 \text{ V}$	@ $V_{GS} = 2.5 \text{ V}$					
-30 V	43.0	74.0		-2.0 ... -1.0	-5.5	-23.4	BSL307SP	OptiMOS ^{®2}
-20 V		41.0	65.0	-1.2 ... -0.6	-6.0	-13.3	BSL207SP	OptiMOS ^{®2}
		67.0	110.0	-1.2 ... -0.6	-4.7	-8.3	BSL211SP	OptiMOS ^{®2}



SC75

Voltage	$R_{DS(on) \text{ max. [m}\Omega]}$			$V_{GS(th) [V]}$	$I_D [A]$	typ. $Q_g [nC]$	Type	Technology
	@ $V_{GS} = 10 \text{ V}$	@ $V_{GS} = 4.5 \text{ V}$	@ $V_{GS} = 2.5 \text{ V}$					
-20 V		1200.0	2100.0	-1.2 ... -0.6	-0.39	-0.5	BSA223SP	OptiMOS ^{®2}

For an overview about ROHS-compliant products please go to www.infineon.com/greenproducts


Depletion MOSFETs

SOT23




Voltage	$R_{DS(on) \text{ max. [m}\Omega]}$			$V_{GS(th) [V]}$	$I_D [A]$	typ. $Q_g [nC]$	Type	Technology
	@ $V_{GS} = 10 \text{ V}$	@ $V_{GS} = 4.5 \text{ V}$	@ $V_{GS} = 2.5 \text{ V}$					
60 V	3.5			-3.5 ... -2.4	0.23	2.2	BSS159N	Planar
100 V	6.0			-2.9 ... -1.8	0.17	2.1	BSS169	Planar
240 V	14.0			-2.1 ... -1.0	0.1	2.3	BSS139	Planar
600 V	500.0			-2.7 ... -1.6	0.021	1.4	BSS126	Planar

SOT223



Voltage	$R_{DS(on) \text{ max. [m}\Omega]}$			$V_{GS(th) [V]}$	$I_D [A]$	typ. $Q_g [nC]$	Type	Technology
	@ $V_{GS} = 10 \text{ V}$	@ $V_{GS} = 4.5 \text{ V}$	@ $V_{GS} = 2.5 \text{ V}$					
200 V	1.8			-2.1 ... -1.0	0.66	11.0	BSP149	Planar
240 V	6.0			-2.1 ... -1.0	0.35	3.8	BSP129	Planar
600 V	45.0			-2.1 ... -1.0	0.12	3.7	BSP135	Planar

For an overview about ROHS-compliant products please go to www.infineon.com/greenproducts



HV Diodes



TO220


Voltage	$R_{DS(on) \text{ max. [m}\Omega]}$			I_F [A]	typ. Q_C [nC]	$I_{F,SD}$ [A]	Type	Technology
	@ $V_{GS} = 10 \text{ V}$	@ $V_{GS} = 4.5 \text{ V}$	@ $V_{GS} = 2.5 \text{ V}$					
300 V				10.0	23.0	36.0	SDT10S30	ThinQ!™
				10.0	23.0	36.0	SDP10S30	ThinQ!™
				2 x 10.0	23.0	36.0	SDP20S30	ThinQ!™
600 V				4.0	32.0	8.0	IDT04S60C	ThinQ!™ 2G
				5.0	42.0	12.0	IDT05S60C	ThinQ!™ 2G
				2 x 5.0	84.0	24.0	IDT10S60C	ThinQ!™ 2G
				6.0	49.0	15.0	IDT06S60C	ThinQ!™ 2G
				2 x 6.0	98.0	30.0	IDT12S60C	ThinQ!™ 2G
				8.0	59.0	19.0	IDT08S60C	ThinQ!™ 2G
				2 x 8.0	118.0	38.0	IDT16S60C	ThinQ!™ 2G

D-PAK (TO252)



Voltage	$R_{DS(on) \text{ max. [m}\Omega]}$			I_F [A]	typ. Q_C [nC]	$I_{F,SD}$ [A]	Type	Technology
	@ $V_{GS} = 10 \text{ V}$	@ $V_{GS} = 4.5 \text{ V}$	@ $V_{GS} = 2.5 \text{ V}$					
600 V				4.0	32.0	8.0	IDD04S60C	ThinQ!™ 2G

For an overview about ROHS-compliant products please go to www.infineon.com/greenproducts



Alphanumeric Listing

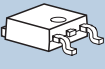

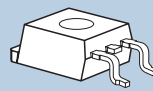
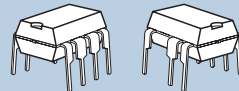
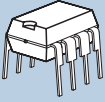
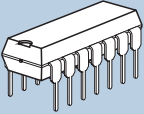
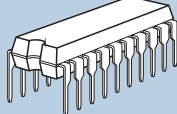

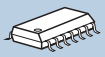
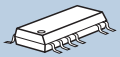
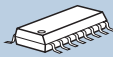
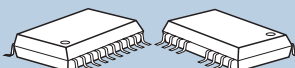
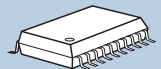
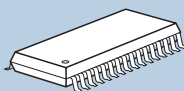
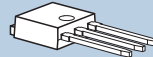

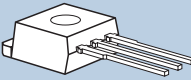



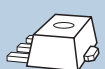
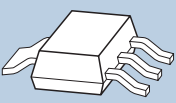


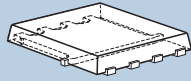


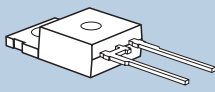
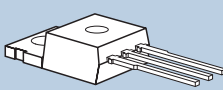
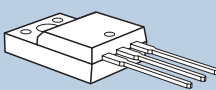
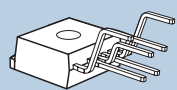
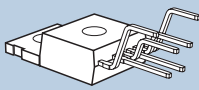
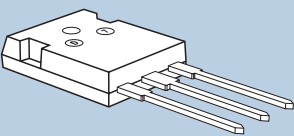

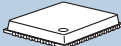
Product Name	Technology	Voltage Class	Page	Product Name	Technology	Voltage Class	Page
B5A223SP	OptiMOS ²	-20 V	41	B5S670S2L	OptiMOS ²	55 V	40
B5C016N03LS G	OptiMOS ³	30 V	38	B5S7728N	Planar MOSFET	60 V	40
B5C020N025S G	OptiMOS ²	25 V	38	B5S83P	Planar MOSFET	-60 V	40
B5C020N03LS G	OptiMOS ³	30 V	38	B5S84P	Planar MOSFET	-60 V	40
B5C022N03S G	OptiMOS ²	30 V	38	B5S84PW	Planar MOSFET	-60 V	41
B5C024N025S G	OptiMOS ²	25 V	38	B5S87	Planar MOSFET	240 V	40
B5C025N03LS G	OptiMOS ³	30 V	38	B5V236SP	OptiMOS ²	-20 V	41
B5C027N03S G	OptiMOS ²	30 V	38	B5Z035N03LS G	OptiMOS ³	30 V	38
B5C029N025S G	OptiMOS ²	25 V	38	B5Z130N03LS G	OptiMOS ³	30 V	38
B5C030N03LS G	OptiMOS ³	30 V	38	BUZ30A	Planar MOSFET	200 V	29
B5C032N03S G	OptiMOS ²	30 V	38	BUZ31	Planar MOSFET	200 V	29
B5C037N025S G	OptiMOS ²	25 V	38	BUZ31	Planar MOSFET	200 V	31
B5C042N03LS G	OptiMOS ³	30 V	38	BUZ32	Planar MOSFET	200 V	29
B5C042N03S G	OptiMOS ²	30 V	38	BUZ73	Planar MOSFET	200 V	31
B5C048N025S G	OptiMOS ²	25 V	38	BUZ73A	Planar MOSFET	200 V	31
B5C050N03LS G	OptiMOS ³	30 V	38	IDD04S60C	ThinQ!™ 2G	600 V	43
B5C052N03S G	OptiMOS ²	30 V	38	IDT04S60C	ThinQ!™ 2G	600 V	43
B5C059N03S G	OptiMOS ²	30 V	38	IDT05S60C	ThinQ!™ 2G	600 V	43
B5C060N03LS G	OptiMOS ³	30 V	38	IDT06S60C	ThinQ!™ 2G	600 V	43
B5C072N025S G	OptiMOS ²	25 V	38	IDT08S60C	ThinQ!™ 2G	600 V	43
B5C079N03S G	OptiMOS ²	30 V	38	IDT10S60C	ThinQ!™ 2G	600 V	43
B5C080N03LS G	OptiMOS ³	30 V	38	IDT12S60C	ThinQ!™ 2G	600 V	43
B5C085N025S G	OptiMOS ²	25 V	38	IDT16S60C	ThinQ!™ 2G	600 V	43
B5C094N03S G	OptiMOS ²	30 V	38	IPA50R140CP	CoolMOS™CP	500 V	27
B5C09CN10NS G	OptiMOS ²	100 V	38	IPA50R199CP	CoolMOS™CP	500 V	27
B5C100N03LS G	OptiMOS ³	30 V	38	IPA50R250CP	CoolMOS™CP	500 V	27
B5C106N025S G	OptiMOS ²	25 V	38	IPA50R299CP	CoolMOS™CP	500 V	27
B5C119N03S G	OptiMOS ²	30 V	38	IPA50R350CP	CoolMOS™CP	500 V	27
B5C11CN10NSF G	OptiMOS ²	100 V	38	IPA50R399CP	CoolMOS™CP	500 V	27
B5C120N03S G	OptiMOS ³	30 V	38	IPA50R520CP	CoolMOS™CP	500 V	27
B5C13CN10NS G	OptiMOS ²	100 V	38	IPA60R125CP	CoolMOS™CP	600 V	27
B5C17CN10NSF G	OptiMOS ²	100 V	38	IPA60R165CP	CoolMOS™CP	600 V	27
B5C20CN10NS G	OptiMOS ²	100 V	38	IPA60R199CP	CoolMOS™CP	600 V	27
B5C26CN10NSF G	OptiMOS ²	100 V	38	IPA60R299CP	CoolMOS™CP	600 V	27
B5D223P (dual)	OptiMOS ²	-20 V	41	IPB60R385CP	CoolMOS™CP	600 V	27
B5L207SP	OptiMOS ²	-20 V	41	IPB02XN03L G	OptiMOS ³	30 V	28
B5L211SP	OptiMOS ²	-20 V	41	IPB034N03L G	OptiMOS ³	30 V	28
B5L307SP	OptiMOS ²	-30 V	41	IPB03N03LA G	OptiMOS ²	25 V	28
B5O052N03S	OptiMOS ²	30 V	37	IPB03N03LB G	OptiMOS ²	30 V	28
B5O064N03S	OptiMOS ²	30 V	37	IPB042N03L G	OptiMOS ³	30 V	28
B5O072N03S	OptiMOS ²	30 V	37	IPB048N06L G	OptiMOS ²	60 V	28
B5O080P03S	OptiMOS ²	-30 V	37	IPB04CN10N G	OptiMOS ²	100 V	29
B5O094N03S	OptiMOS ²	30 V	37	IPB04CNE8N G	OptiMOS ²	85 V	28
B5O104N03S	OptiMOS ²	30 V	37	IPB04N03LA G	OptiMOS ²	25 V	28
B5O119N03S	OptiMOS ²	30 V	37	IPB04N03LB G	OptiMOS ²	30 V	28
B5O130P03S	OptiMOS ²	-30 V	37	IPB050N06N G	OptiMOS ²	60 V	28
B5O150N03 (dual)	OptiMOS ²	30 V	37	IPB051NE8N G	OptiMOS ²	85 V	28
B5O200N03 (dual)	OptiMOS ²	30 V	37	IPB055N03L G	OptiMOS ³	30 V	28
B5O200N03S	OptiMOS ²	30 V	37	IPB05CN10N G	OptiMOS ²	100 V	29
B5O200P03S	OptiMOS ²	-30 V	37	IPB05N03LA G	OptiMOS ²	25 V	28
B5O201SP	OptiMOS ²	-20 V	37	IPB05N03LB G	OptiMOS ²	30 V	28
B5O203P (dual)	OptiMOS ²	-20 V	37	IPB065N03L G	OptiMOS ³	30 V	28
B5O203Sp	OptiMOS ²	-20 V	37	IPB065N06L G	OptiMOS ²	60 V	28
B5O204P (dual)	OptiMOS ²	-20 V	37	IPB06CN10N G	OptiMOS ²	100 V	29
B5O207P (dual)	OptiMOS ²	-20 V	37	IPB06CNE8N G	OptiMOS ²	85 V	28
B5O211P (dual)	OptiMOS ²	-20 V	37	IPB06N03LA G	OptiMOS ²	25 V	28
B5O300N03S	OptiMOS ²	30 V	37	IPB06N03LB G	OptiMOS ²	30 V	28
B5O301Sp	OptiMOS ²	30 V	37	IPB070N06L G	OptiMOS ²	60 V	28
B5O303P (dual)	OptiMOS ²	-30 V	37	IPB070N06N G	OptiMOS ²	60 V	28
B5O303SP	OptiMOS ²	-30 V	37	IPB080N03L G	OptiMOS ³	30 V	28
B5O350N03 (dual)	OptiMOS ²	30 V	37	IPB080N06N G	OptiMOS ²	60 V	28
B5O612CV	Complementary	-60 V	37	IPB085N06L G	OptiMOS ²	60 V	28
B5O612CV	Complementary	60 V	37	IPB08CN10N G	OptiMOS ²	100 V	29
B5O613SPV	Planar MOSFET	-60 V	37	IPB08CNE8N G	OptiMOS ²	85 V	28
B5O615C	Complementary	-60 V	37	IPB091N06N G	OptiMOS ²	60 V	28
B5O615C	Complementary	60 V	37	IPB096N03L G	OptiMOS ³	30 V	28
B5O615N (dual)	Planar MOSFET	60 V	37	IPB09N03LA G	OptiMOS ²	25 V	28
B5P123	Planar MOSFET	100 V	39	IPB10N03LB G	OptiMOS ²	30 V	28
B5P125	Planar MOSFET	600 V	39	IPB110N06L G	OptiMOS ²	60 V	28
B5P129	Planar MOSFET	240 V	42	IPB114N03LB G	OptiMOS ³	30 V	28
B5P135	Planar MOSFET	600 V	42	IPB11N03LA G	OptiMOS ²	25 V	28
B5P149	Planar MOSFET	200 V	42	IPB120N06N G	OptiMOS ²	60 V	28
B5P170P	Planar MOSFET	-60 V	39	IPB12CN10N G	OptiMOS ²	100 V	29
B5P171P	Planar MOSFET	-60 V	39	IPB12CNE8N G	OptiMOS ²	85 V	28
B5P295	Planar MOSFET	60 V	39	IPB13N03LB G	OptiMOS ²	30 V	28
B5P296	Planar MOSFET	100 V	39	IPB147N03L G	OptiMOS ³	30 V	28
B5P297	Planar MOSFET	200 V	39	IPB14N03LA G	OptiMOS ²	25 V	28
B5P298	Planar MOSFET	400 V	39	IPB16CN10N G	OptiMOS ²	100 V	29
B5P299	Planar MOSFET	500 V	39	IPB16CNE8N G	OptiMOS ²	85 V	28
B5P300	Planar MOSFET	800 V	39	IPB26CN10N G	OptiMOS ²	100 V	29
B5P315P	Planar MOSFET	-60 V	39	IPB26CNE8N G	OptiMOS ²	85 V	28
B5P316P	Planar MOSFET	-100 V	39	IPB35CN10N G	OptiMOS ²	100 V	29
B5P317P	Planar MOSFET	-250 V	39	IPB50CN10N G	OptiMOS ²	100 V	29
B5P318S	Planar MOSFET	60 V	39	IPB50R140CP	CoolMOS™CP	500 V	29
B5P320S	Planar MOSFET	60 V	39	IPB50R199CP	CoolMOS™CP	500 V	29
B5P321P	Planar MOSFET	-100 V	39	IPB50R250CP	CoolMOS™CP	500 V	29
B5P322P	Planar MOSFET	-100 V	39	IPB50R299CP	CoolMOS™CP	500 V	29
B5P324	Planar MOSFET	400 V	39	IPB60R099CP	CoolMOS™CP	600 V	29
B5P372	Planar MOSFET	100 V	39	IPB60R165CP	CoolMOS™CP	600 V	29
B5P373	Planar MOSFET	100 V	39	IPB80CN10N G	OptiMOS ²	100 V	29
B5P613P	Planar MOSFET	-60 V	39	IPB86N03LA G	OptiMOS ²	25 V	28
B5P88	Planar MOSFET	240 V	39	IPD022N03L G	OptiMOS ³	30 V	32
B5P89	Planar MOSFET	240 V	39	IPD031N03L G	OptiMOS ³	30 V	32
B5P92P	Planar MOSFET	-250 V	39	IPD03N03LA G	OptiMOS ²	25 V	32
B5R315P	Planar MOSFET	-60 V	40	IPD03N03LB G	OptiMOS ²	30 V	32
B5R316	Planar MOSFET	-100 V	40	IPD040N03L G	OptiMOS ³	30 V	32
B5R92P	Planar MOSFET	-250 V	40	IPD04N03LA G	OptiMOS ²	25 V	32
B5S119	Planar MOSFET	100 V	40	IPD04N03LB G	OptiMOS ²	30 V	32
B5S123	Planar MOSFET	100 V	40	IPD050N03L G	OptiMOS ³	30 V	32
B5S126	Planar MOSFET	600 V	42	IPD05N03LA G	OptiMOS ²	25 V	32
B5S127	Planar MOSFET	600 V	39	IPD05N03LB G	OptiMOS ²	30 V	32
B5S131	Planar MOSFET	240 V	40	IPD060N03L G	OptiMOS ³	30 V	32
B5S138N	Planar MOSFET	60 V	40	IPD060N03LA G	OptiMOS ²	25 V	32
B5S138W	Planar MOSFET	60 V	41	IPD06N03LB G	OptiMOS ²	30 V	32
B5S139	Planar MOSFET	240 V	42	IPD075N03L G	OptiMOS ³	30 V	32
B5S159N	Planar MOSFET	60 V	42	IPD090N03L G	OptiMOS ³	30 V	32
B5S169	Planar MOSFET	100 V	42	IPD09N03LA G	OptiMOS ²	25 V	32
B5S192P	Planar MOSFET	-250 V	40	IPD09N03LB G	OptiMOS ²	30 V	32
B5S209PW	OptiMOS ²	-20 V	41	IPD105N03L G	OptiMOS ³	30 V	32
B5S223PW	OptiMOS ²	-20 V	41	IPD10N03LA G	OptiMOS ²	25 V	32
B5S225	Planar MOSFET	600 V	39	IPD127N06L G	OptiMOS ²	60 V	33

Product Name	Technology	Voltage Class	Page	Product Name	Technology	Voltage Class	Page
IPD12CN10N G	OptiMOS [®] 2	100 V	33	IPP091No6N G	OptiMOS [®]	60 V	25
IPD12CNE8N G	OptiMOS [®] 2	85 V	33	IPP096No3L G	OptiMOS [®] 3	30 V	24
IPD12No3L B G	OptiMOS [®] 2	30 V	32	IPP09No3L A	OptiMOS [®] 2	25 V	24
IPD135No3L G	OptiMOS [®] 3	30 V	32	IPP10No3L B G	OptiMOS [®] 2	30 V	24
IPD13No3L A G	OptiMOS [®] 2	25 V	32	IPP110No6L G	OptiMOS [®]	60 V	25
IPD144No6N G	OptiMOS [®]	60 V	33	IPP114No3L G	OptiMOS [®] 3	30 V	24
IPD14No3L B G	OptiMOS [®] 2	30 V	32	IPP11No3L A	OptiMOS [®] 2	25 V	24
IPD16CN10N G	OptiMOS [®] 2	100 V	33	IPP120No6N G	OptiMOS [®]	60 V	25
IPD16CNE8N G	OptiMOS [®] 2	85 V	33	IPP12CN10N G	OptiMOS [®] 2	100 V	25
IPD230No6L G	OptiMOS [®]	60 V	33	IPP12CNE8N G	OptiMOS [®] 2	85 V	25
IPD230No6N G	OptiMOS [®]	60 V	33	IPP13No3L B G	OptiMOS [®] 2	30 V	24
IPD25CN10N G	OptiMOS [®] 2	100 V	33	IPP147No3L G	OptiMOS [®] 3	30 V	24
IPD25CNE8N G	OptiMOS [®] 2	85 V	33	IPP14No3L A	OptiMOS [®] 2	25 V	24
IPD33CN10N G	OptiMOS [®] 2	100 V	33	IPP15No3L B G	OptiMOS [®] 2	30 V	24
IPD350No6L G 1	OptiMOS [®]	60 V	33	IPP16CN10N G	OptiMOS [®] 2	100 V	25
IPD400No6N G	OptiMOS [®]	60 V	33	IPP16CNE8N G	OptiMOS [®] 2	85 V	25
IPD49CN10N G	OptiMOS [®] 2	100 V	33	IPP26CN10N G	OptiMOS [®] 2	100 V	25
IPD50R399CP	CoolMOS [™] CP	500 V	33	IPP26CNE8N G	OptiMOS [®] 2	85 V	25
IPD50R520CP	CoolMOS [™] CP	500 V	33	IPP35CN10N G	OptiMOS [®] 2	100 V	25
IPD60R385CP	CoolMOS [™] CP	600 V	33	IPP48No6L G	OptiMOS [®]	60 V	25
IPD640No6L G	OptiMOS [®]	60 V	33	IPP50CN10N G	OptiMOS [®] 2	100 V	25
IPD64CN10N G	OptiMOS [®] 2	100 V	33	IPP50R140CP	CoolMOS [™] CP	500 V	25
IPD78CN10N G	OptiMOS [®] 2	100 V	33	IPP50R199CP	CoolMOS [™] CP	500 V	25
IPD800No6N G	OptiMOS [®]	60 V	33	IPP50R250CP	CoolMOS [™] CP	500 V	25
IPDH4No3L A G	OptiMOS [®] 2	25 V	32	IPP50R299CP	CoolMOS [™] CP	500 V	25
IPDH5No3L A G	OptiMOS [®] 2	25 V	32	IPP50R350CP	CoolMOS [™] CP	500 V	25
IPDH6No3L A G	OptiMOS [®] 2	25 V	32	IPP50R399CP	CoolMOS [™] CP	500 V	25
IPDH9No3L A G	OptiMOS [®] 2	25 V	32	IPP50R520CP	CoolMOS [™] CP	500 V	25
IPF039No3L G	OptiMOS [®] 3	30 V	34	IPP60R099CP	CoolMOS [™] CP	600 V	26
IPF04No3L A G	OptiMOS [®] 2	25 V	34	IPP60R125CP	CoolMOS [™] CP	600 V	26
IPF04No3L B G	OptiMOS [®] 2	30 V	34	IPP60R165CP	CoolMOS [™] CP	600 V	26
IPF050No3L G	OptiMOS [®] 3	30 V	34	IPP60R199CP	CoolMOS [™] CP	600 V	26
IPF05No3L A G	OptiMOS [®] 2	25 V	34	IPP60R299CP	CoolMOS [™] CP	600 V	26
IPF060No3L G	OptiMOS [®] 3	30 V	34	IPP60R385CP	CoolMOS [™] CP	600 V	26
IPF06No3L A G	OptiMOS [®] 2	25 V	34	IPP80CN10N G	OptiMOS [®] 2	100 V	25
IPF06No3L B G	OptiMOS [®] 2	30 V	34	IPS031No3L G	OptiMOS [®] 3	30 V	36
IPF075No3L G	OptiMOS [®] 3	30 V	34	IPS03No3L A G	OptiMOS [®] 2	25 V	36
IPF090No3L G	OptiMOS [®] 3	30 V	34	IPS03No3L B G	OptiMOS [®] 2	30 V	36
IPF09No3L A G	OptiMOS [®] 2	25 V	34	IPS040No3L G	OptiMOS [®] 3	30 V	36
IPF09No3L B G	OptiMOS [®] 2	30 V	34	IPS04No3L A G	OptiMOS [®] 2	25 V	36
IPF105No3L G	OptiMOS [®] 3	30 V	34	IPS04No3L B G	OptiMOS [®] 2	30 V	36
IPF10No3L A G	OptiMOS [®] 2	25 V	34	IPS050No3L G	OptiMOS [®] 3	30 V	36
IPF12No3L B G	OptiMOS [®] 2	30 V	34	IPS05No3L A G	OptiMOS [®] 2	25 V	36
IPF135No3L G	OptiMOS [®] 3	30 V	34	IPS05No3L B G	OptiMOS [®] 2	30 V	36
IPF13No3L A G	OptiMOS [®] 2	25 V	34	IPS060No3L G	OptiMOS [®] 3	30 V	36
IPF15No3L B G	OptiMOS [®] 2	30 V	34	IPS06No3L A G	OptiMOS [®] 2	25 V	36
IPFH6No3L A G	OptiMOS [®] 2	25 V	34	IPS06No3L B G	OptiMOS [®] 2	30 V	36
IPJ03No3L A	OptiMOS [®] 2	25 V	30	IPS075No3L G	OptiMOS [®] 3	30 V	36
IPJ03No3L B G	OptiMOS [®] 2	30 V	30	IPS090No3L G	OptiMOS [®] 3	30 V	36
IPJ04CN10N G	OptiMOS [®] 2	100 V	30	IPS09No3L A G	OptiMOS [®] 2	25 V	36
IPJ04CNE8N G	OptiMOS [®] 2	85 V	30	IPS09No3L B G	OptiMOS [®] 2	30 V	36
IPJ04No3L A	OptiMOS [®] 2	25 V	30	IPS105No3L G	OptiMOS [®] 3	30 V	36
IPJ04No3L B G	OptiMOS [®] 2	30 V	30	IPS10No3L A G	OptiMOS [®] 2	25 V	36
IPJ054NE8N G	OptiMOS [®] 2	85 V	30	IPS12No3L B G	OptiMOS [®] 2	30 V	36
IPJ05CN10N G	OptiMOS [®] 2	100 V	30	IPS135No3L G	OptiMOS [®] 3	30 V	36
IPJ05No3L A	OptiMOS [®] 2	25 V	30	IPS13No3L A G	OptiMOS [®] 2	25 V	36
IPJ05No3L B G	OptiMOS [®] 2	30 V	30	IPS15No3L B G	OptiMOS [®] 2	30 V	36
IPJ06CN10N G	OptiMOS [®] 2	100 V	30	IPS50R520CP	CoolMOS [™] CP	500 V	36
IPJ06CNE8N G	OptiMOS [®] 2	85 V	30	IPSH4No3L A G	OptiMOS [®] 2	25 V	36
IPJ06No3L A	OptiMOS [®] 2	25 V	30	IPSH5No3L A G	OptiMOS [®] 2	25 V	36
IPJ070No6N G	OptiMOS [®]	60 V	30	IPSH6No3L A G	OptiMOS [®] 2	25 V	36
IPJ07No3L B G	OptiMOS [®] 2	30 V	30	IPSH6No3L B G	OptiMOS [®] 2	30 V	36
IPJ08CN10N G	OptiMOS [®] 2	100 V	30	IPSH9No3L A G	OptiMOS [®] 2	25 V	36
IPJ08CNE8N G	OptiMOS [®] 2	85 V	30	IPU039No3L G	OptiMOS [®] 3	30 V	35
IPJ09No3L A	OptiMOS [®] 2	25 V	30	IPU04No3L A G	OptiMOS [®] 2	25 V	35
IPJ10No3L B G	OptiMOS [®] 2	30 V	30	IPU04No3L B G	OptiMOS [®] 2	30 V	35
IPJ11No3L A	OptiMOS [®] 2	25 V	30	IPU050No3L G	OptiMOS [®] 3	30 V	35
IPJ12CN10N G	OptiMOS [®] 2	100 V	30	IPU05No3L A G	OptiMOS [®] 2	25 V	35
IPJ12CNE8N G	OptiMOS [®] 2	85 V	30	IPU060No3L G	OptiMOS [®] 3	30 V	35
IPJ13No3L B G	OptiMOS [®] 2	30 V	30	IPU06No3L A G	OptiMOS [®] 2	25 V	35
IPJ14No3L A	OptiMOS [®] 2	25 V	30	IPU075No3L G	OptiMOS [®] 3	30 V	35
IPJ15No3L B G	OptiMOS [®] 2	30 V	30	IPU090No3L G	OptiMOS [®] 3	30 V	35
IPJ16CN10N G	OptiMOS [®] 2	100 V	30	IPU09No3L A G	OptiMOS [®] 2	25 V	35
IPJ16CNE8N G	OptiMOS [®] 2	85 V	30	IPU09No3L B G	OptiMOS [®] 2	30 V	35
IPJ26CN10N G	OptiMOS [®] 2	100 V	30	IPU105No3L G	OptiMOS [®] 3	30 V	35
IPJ26CNE8N G	OptiMOS [®] 2	85 V	30	IPU10No3L A G	OptiMOS [®] 2	25 V	35
IPJ35CN10N G	OptiMOS [®] 2	100 V	30	IPU12No3L B G	OptiMOS [®] 2	30 V	35
IPJ50CN10N G	OptiMOS [®] 2	100 V	30	IPU135No3L G	OptiMOS [®] 3	30 V	35
IPJ50R350CP	CoolMOS [™] CP	500 V	31	IPU13No3L A G	OptiMOS [®] 2	25 V	35
IPJ50R399CP	CoolMOS [™] CP	500 V	31	IPU15No3L B G	OptiMOS [®] 2	30 V	35
IPJ60R199CP	CoolMOS [™] CP	600 V	31	IPU26CN10N G	OptiMOS [®] 2	100 V	35
IPJ60R299CP	CoolMOS [™] CP	600 V	31	IPU26CNE8N G	OptiMOS [®] 2	85 V	35
IPJ60R385CP	CoolMOS [™] C3	600 V	31	IPU35CN10N G	OptiMOS [®] 2	100 V	35
IPJ80CN10N G	OptiMOS [®] 2	100 V	30	IPU49CN10N G	OptiMOS [®] 2	100 V	35
IPP034No3L G	OptiMOS [®] 3	30 V	24	IPU64CN10N G	OptiMOS [®] 2	100 V	35
IPP03No3L A	OptiMOS [®] 2	25 V	24	IPU78CN10N G	OptiMOS [®] 2	100 V	35
IPP03No3L B G	OptiMOS [®] 2	30 V	24	IPUH6No3L A G	OptiMOS [®] 2	25 V	35
IPP042No3L G	OptiMOS [®] 3	30 V	24	IPUH6No3L B G	OptiMOS [®] 2	30 V	35
IPP04CN10N G	OptiMOS [®] 2	100 V	25	IPW50R140CP	CoolMOS [™] CP	500 V	23
IPP04CNE8N G	OptiMOS [®] 2	85 V	25	IPW50R199CP	CoolMOS [™] CP	500 V	23
IPP04No3L A	OptiMOS [®] 2	25 V	24	IPW60R045CP	CoolMOS [™] CP	600 V	23
IPP04No3L B G	OptiMOS [®] 2	30 V	24	IPW60R099CP	CoolMOS [™] CP	600 V	23
IPP050No6N G	OptiMOS [®]	60 V	25	IPW60R125CP	CoolMOS [™] CP	600 V	23
IPP054NE8N G	OptiMOS [®] 2	85 V	25	IPW60R165CP	CoolMOS [™] CP	600 V	23
IPP055No3L G	OptiMOS [®] 3	30 V	24	IPW60R199CP	CoolMOS [™] CP	600 V	23
IPP05CN10N G	OptiMOS [®] 2	100 V	25	SDP10S30	ThinQ! [™]	300 V	43
IPP05No3L A	OptiMOS [®] 2	25 V	24	SDP20S30	ThinQ! [™]	300 V	43
IPP05No3L B G	OptiMOS [®] 2	30 V	24	SDT10S30	ThinQ! [™]	300 V	43
IPP065No3L G	OptiMOS [®] 3	30 V	24	SN7002N	Planar MOSFET	60 V	40
IPP065No6L G	OptiMOS [®]	60 V	25	SN7002W	Planar MOSFET	60 V	41
IPP06CN10N G	OptiMOS [®] 2	100 V	25	SPA02N80C3	CoolMOS [™] C3	800 V	27
IPP06CNE8N G	OptiMOS [®] 2	85 V	25	SPA03N60C3	CoolMOS [™] C3	600 V	27
IPP06No3L A	OptiMOS [®] 2	25 V	24	SPA04N50C3	CoolMOS [™] C3	500 V	27
IPP070No6L G	OptiMOS [®]	60 V	25	SPA04N60C3	CoolMOS [™] C3	600 V	27
IPP070No6N G	OptiMOS [®]	60 V	25	SPA04N80C3	CoolMOS [™] C3	800 V	27
IPP07No3L B G	OptiMOS [®] 2	30 V	24	SPA06N60C3	CoolMOS [™] C3	600 V	27
IPP080No3L G	OptiMOS [®] 3	30 V	24	SPA06N80C3	CoolMOS [™] C3	800 V	27
IPP080No6N G	OptiMOS [®]	60 V	25	SPA07N60C3	CoolMOS [™] C3	600 V	27
IPP085No6L G	OptiMOS [®]	60 V	25	SPA07N60CFD	CoolMOS [™] CFD	600 V	27
IPP08CN10N G	OptiMOS [®] 2	100 V	25	SPA07N65C3	CoolMOS [™] C3	650 V	27
IPP08CNE8N G	OptiMOS [®] 2	85 V	25	SPA08N50C3	CoolMOS [™] C3	500 V	27

Alphanumeric Listing

Product Name	Technology	Voltage Class	Page	Product Name	Technology	Voltage Class	Page
SPA08N80C3	CoolMOS™C3	800 V	27	SPP/B/110N10L	Planar MOSFET	100 V	29
SPA11N60C3	CoolMOS™C3	600 V	27	SPP/B/121N10	Planar MOSFET	100 V	29
SPA11N60CFD	CoolMOS™CFD	600 V	27	SPP/B/135N10	Planar MOSFET	100 V	29
SPA11N65C3	CoolMOS™C3	650 V	27	SPP/B/147N10	Planar MOSFET	100 V	29
SPA11N80C3	CoolMOS™C3	800 V	27	SPP/B/177N10L	Planar MOSFET	100 V	29
SPA12N50C3	CoolMOS™C3	500 V	27	SPP/B/180N10L	Planar MOSFET	100 V	25
SPA15N60C3	CoolMOS™C3	600 V	27	SPPo2N60C3	CoolMOS™C3	600 V	26
SPA15N60CFD	CoolMOS™CFD	600 V	27	SPPo2N60S5	CoolMOS™S5	600 V	26
SPA16N50C3	CoolMOS™C3	500 V	27	SPPo2N80C3	CoolMOS™C3	800 V	26
SPA17N80C3	CoolMOS™C3	800 V	27	SPPo3N60C3	CoolMOS™C3	600 V	26
SPA20N60C3	CoolMOS™C3	600 V	27	SPPo3N60S5	CoolMOS™S5	600 V	26
SPA20N60CFD	CoolMOS™CFD	600 V	27	SPPo4N50C3	CoolMOS™C3	500 V	25
SPA20N65C3	CoolMOS™C3	650 V	27	SPPo4N60C3	CoolMOS™C3	600 V	26
SPA21N50C3	CoolMOS™C3	500 V	27	SPPo4N60S5	CoolMOS™S5	600 V	26
SPB02N60C3	CoolMOS™C3	600 V	29	SPPo4N80C3	CoolMOS™C3	800 V	26
SPB02N60S5	CoolMOS™S5	600 V	29	SPPo6N60C3	CoolMOS™C3	600 V	26
SPB03N60C3	CoolMOS™C3	600 V	29	SPPo6N80C3	CoolMOS™C3	800 V	26
SPB03N60S5	CoolMOS™S5	600 V	29	SPPo7N60C3	CoolMOS™C3	600 V	26
SPB04N50C3	CoolMOS™C3	500 V	29	SPPo7N60CFD	CoolMOS™CFD	600 V	26
SPB04N60C3	CoolMOS™C3	600 V	29	SPPo7N60S5	CoolMOS™S5	600 V	26
SPB04N60S5	CoolMOS™S5	600 V	29	SPPo7N65C3	CoolMOS™C3	650 V	26
SPB07N60C3	CoolMOS™C3	600 V	29	SPPo8N50C3	CoolMOS™C3	500 V	25
SPB07N60S5	CoolMOS™S5	600 V	29	SPPo8N80C3	CoolMOS™C3	800 V	26
SPB08Po6P	Planar MOSFET	-60 V	28	SPPo8Po6P	Planar MOSFET	-60 V	24
SPB11N60C3	CoolMOS™C3	600 V	29	SPP11N60C3	CoolMOS™C3	600 V	26
SPB11N60S5	CoolMOS™S5	600 V	29	SPP11N60CFD	CoolMOS™CFD	600 V	26
SPB12N50C3	CoolMOS™C3	500 V	29	SPP11N60S5	CoolMOS™S5	600 V	26
SPB16N50C3	CoolMOS™C3	500 V	29	SPP11N65C3	CoolMOS™C3	650 V	26
SPB17N80C3	CoolMOS™C3	800 V	29	SPP11N80C3	CoolMOS™C3	800 V	26
SPB18Po6P	Planar MOSFET	-60 V	28	SPP12N50C3	CoolMOS™C3	500 V	25
SPB20N60C3	CoolMOS™C3	600 V	29	SPP15N60C3	CoolMOS™C3	600 V	26
SPB20N60S5	CoolMOS™S5	600 V	29	SPP15N60CFD	CoolMOS™CFD	600 V	26
SPB21N50C3	CoolMOS™C3	500 V	29	SPP15P10P G	Planar MOSFET	-100 V	24
SPB80Po6P	Planar MOSFET	-60 V	28	SPP15P10PL G	Planar MOSFET	-100 V	24
SPD/U11N10	Planar MOSFET	100 V	35	SPP16N50C3	CoolMOS™C3	500 V	25
SPD01N60C3	CoolMOS™C3	600 V	33	SPP17N80C3	CoolMOS™C3	800 V	26
SPD02N50C3	CoolMOS™C3	500 V	33	SPP18Po6P	Planar MOSFET	-60 V	24
SPD02N60C3	CoolMOS™C3	600 V	33	SPP20N60C3	CoolMOS™C3	600 V	26
SPD02N60S5	CoolMOS™S5	600 V	33	SPP20N60CFD	CoolMOS™CFD	600 V	26
SPD02N80C3	CoolMOS™C3	800 V	33	SPP20N60S5	CoolMOS™S5	600 V	26
SPD03N50C3	CoolMOS™C3	500 V	33	SPP20N65C3	CoolMOS™C3	650 V	26
SPD03N60C3	CoolMOS™C3	600 V	33	SPP21N50C3	CoolMOS™C3	500 V	25
SPD03N60S5	CoolMOS™S5	600 V	33	SPP24N60C3	CoolMOS™C3	600 V	26
SPD04N50C3	CoolMOS™C3	500 V	33	SPP80Po6P	Planar MOSFET	-60 V	24
SPD04N60C3	CoolMOS™C3	600 V	33	SPS01N60C3	CoolMOS™C3	600 V	36
SPD04N60S5	CoolMOS™S5	600 V	33	SPS02N50C3	CoolMOS™C3	500 V	36
SPD04N80C3	CoolMOS™C3	800 V	33	SPS02N60C3	CoolMOS™C3	600 V	36
SPD04P10P G	Planar MOSFET	-100 V	32	SPS03N50C3	CoolMOS™C3	500 V	36
SPD04P10PL G	Planar MOSFET	-100 V	32	SPS03N60C3	CoolMOS™C3	600 V	36
SPD06N60C3	CoolMOS™C3	600 V	33	SPS04N50C3	CoolMOS™C3	500 V	36
SPD06N80C3	CoolMOS™C3	800 V	33	SPS04N60C3	CoolMOS™C3	600 V	36
SPD07N20	Planar MOSFET	200 V	33	SPU01N60C3	CoolMOS™C3	600 V	35
SPD07N60C3	CoolMOS™C3	600 V	33	SPU02N60C3	CoolMOS™C3	600 V	35
SPD07N60S5	CoolMOS™S5	600 V	33	SPU02N60S5	CoolMOS™S5	600 V	35
SPD08N50C3	CoolMOS™C3	500 V	33	SPU03N60C3	CoolMOS™C3	600 V	35
SPD08Po6P	Planar MOSFET	-60 V	32	SPU03N60S5	CoolMOS™S5	600 V	35
SPD09Po6P	Planar MOSFET	-60 V	32	SPU04N60C3	CoolMOS™C3	600 V	35
SPD15P10P G	Planar MOSFET	-100 V	32	SPU04N60S5	CoolMOS™S5	600 V	35
SPD15P10PL G	Planar MOSFET	-100 V	32	SPU07N60S5	CoolMOS™S5	600 V	35
SPD18Po6P	Planar MOSFET	-60 V	32	SPU08Po6P	Planar MOSFET	-60 V	35
SPD30Po6P	Planar MOSFET	-60 V	32	SPU09Po6P	Planar MOSFET	-60 V	35
SPD35N10	Planar MOSFET	100 V	33	SPU18Po6P	Planar MOSFET	-60 V	35
SPD50Po3L G	OptiMOS™2	-30 V	32	SPU30Po6P	Planar MOSFET	-60 V	35
SPL07N60C3	CoolMOS™CP	600 V	31	SPW11N60C3	CoolMOS™C3	600 V	23
SPL07N60S5	CoolMOS™S5	600 V	31	SPW11N60CFD	CoolMOS™CFD	600 V	23
SPL07N65C3	CoolMOS™C3	650 V	31	SPW11N60S5	CoolMOS™S5	600 V	23
SPL08N50C3	CoolMOS™C3	500 V	31	SPW11N80C3	CoolMOS™C3	800 V	23
SPL08N80C3	CoolMOS™C3	800 V	31	SPW12N50C3	CoolMOS™C3	500 V	23
SPL11N60C3	CoolMOS™C3	600 V	31	SPW15N60C3	CoolMOS™C3	600 V	23
SPL11N60S5	CoolMOS™S5	600 V	31	SPW15N60CFD	CoolMOS™CFD	600 V	23
SPL11N65C3	CoolMOS™C3	650 V	31	SPW16N50C3	CoolMOS™C3	500 V	23
SPL12N50C3	CoolMOS™C3	500 V	31	SPW17N60C3	CoolMOS™C3	800 V	23
SPL15N60C3	CoolMOS™C3	600 V	31	SPW20N60C3	CoolMOS™C3	600 V	23
SPL16N50C3	CoolMOS™C3	500 V	31	SPW20N60CFD	CoolMOS™CFD	600 V	23
SPL20N60C3	CoolMOS™C3	600 V	31	SPW20N60S5	CoolMOS™S5	600 V	23
SPL20N65C3	CoolMOS™C3	650 V	31	SPW21N50C3	CoolMOS™C3	500 V	23
SPL21N50C3	CoolMOS™C3	500 V	31	SPW24N60C3	CoolMOS™C3	600 V	23
SPN01N60C3	CoolMOS™C3	600 V	39	SPW24N60CFD	CoolMOS™CFD	600 V	23
SPN02N60C3	CoolMOS™C3	600 V	39	SPW32N50C3	CoolMOS™C3	500 V	23
SPN02N60S5	CoolMOS™S5	600 V	39	SPW35N60C3	CoolMOS™C3	600 V	23
SPN03N60C3	CoolMOS™C3	600 V	39	SPW35N60CFD	CoolMOS™CFD	600 V	23
SPN03N60S5	CoolMOS™S5	600 V	39	SPW47N60C3	CoolMOS™C3	600 V	23
SPN04N60S5	CoolMOS™S5	600 V	39	SPW47N60CFD	CoolMOS™CFD	600 V	23
SPP/B/110N10	Planar MOSFET	100 V	29	SPW52N50C3	CoolMOS™C3	500 V	23

Package Overview

<p>D-PAK (TO252)</p> 	<p>Reverse D-PAK (Reverse TO252)</p> 	<p>D²-PAK (TO263)</p> 	<p>DIP-7</p> 
<p>DIP-8</p> 	<p>DIP-14</p> 	<p>DIP-20</p> 	<p>SO-8</p> 
<p>SO-14</p> 	<p>SO-16/12</p> 	<p>SO-16</p> 	<p>SO-18</p> 
<p>SO-20</p> 	<p>SO-32</p> 	<p>I-PAK (TO251)</p> 	<p>I-PAK Short Leads (TO251 SL)</p> 
<p>I²-PAK (TO262)</p> 	<p>SC59</p> 	<p>SC75</p> 	<p>SOT23</p> 
<p>SOT89</p> 	<p>SOT223</p> 	<p>SOT323</p> 	<p>SOT363</p> 
<p>SuperS08</p> 	<p>S308</p> 	<p>TSOP6</p> 	<p>TO220 (2-leg)</p> 
<p>TO220 (3-leg)</p> 	<p>TO220 FullPAK</p> 	<p>TO220-6-46</p> 	<p>TO220-6-47</p> 
<p>TO247</p> 	<p>TSSOP-28</p> 	<p>VQFN-40</p> 	

INFINEON TECHNOLOGIES SALES OFFICES WORLDWIDE*

(COUNTRY/AREA)

Australia

Infineon Technologies Australia Pty. Ltd.
885 Mountain Highway
Bayswater, Victoria 3153
☎ (+61) 3-97 21 88 88
Fax (+61) 3-97 21 88 08

Austria

Infineon Technologies Austria AG
Production / Development Center
Siemensstraße 2
9500 Villach
☎ (+43) 0-51 77 71 0
Fax (+43) 5 17 77 35 01

Infineon Technologies Austria AG
Opemgasse 20B / 31
1040 Wien
☎ (+43) 0-51 77 71 11 00
Fax (+43) 0-51 77 71 15 00

Belgium/Luxembourg Netherlands

Infineon Technologies Holding B.V.
Generaal
Lemanstraat 67
2018 Antwerpen
☎ (+31) 10-2 17 68 00
Fax (+31) 10-2 17 68 19

Infineon Technologies Holding B.V.
Westblaak 32
3012 KM Rotterdam
☎ (+31) 10 21 768 00
Fax (+31) 10 21 768 19

Brazil

Infineon Technologies
South America Ltda.
Avenida Ermanno Marchetti,
1435 - 4º andar
**05038-001 Água Branca
São Paulo**
☎ (+55) 11-38 17 28 00
Fax (+55) 11-38 17 28 10

Canada

Infineon Technologies
North America Corp.
340 March Road, Suite 301
Kanata, Ontario K2K 2E2
☎ (+1) 8 66-9 51 95 19 51
Fax (+1) 6 13-5 91 89 54

China

Infineon Technologies
Center of Competence (Shanghai) Co., Ltd.
12th Floor, Quantum Plaza
No.27 Zhi Chun Road
Haidian District
Beijing 100083
☎ (+86) 10-82 35 61 18
Fax (+86) 10-82 35 54 74

Infineon Technologies
Hong Kong Ltd.
Suite 302, Level 3 Festival Walk
80 Tat Chee Avenue
Kowloon Tong,
Hong Kong
☎ (+8 52) 28-32 05 00
Fax (+8 52) 28-27 97 62

Infineon Technologies
International Trade (Shanghai) Co., Ltd.
No. 7 & 8, Lane 647, Song Tao Road
Zhang Jian Hi-Tech Park
Shanghai 201203
☎ (+86) 21-61 01 90 00
Fax (+86) 21-50 80 62 04

Infineon Technologies
International Trade (Shanghai) Co., Ltd.
Room 1502, Block A
Tian An International Building
Renmin Nan Road
Shenzhen 518 001
☎ (+86) 7 55-82 28 91 04
Fax (+86) 7 55-82 28 02 17

Infineon Technologies
Taiwan Co., Ltd.
12F-1, No. 3-2 Yuan Qu Street,
Nan Kang District
Taipei 115
☎ (+8 86) 2-26 55 75 00
Fax (+8 86) 2-2 65 57 50 18

Denmark

Infineon Technologies Nordic AB
Herlev Hovedgade 201A
2730 Herlev
☎ (+45) 44-50 77 00
Fax (+45) 44-50 77 01

Finland

Infineon Technologies Nordic AB
Visitor's Address Upseerinkatu 1
P.O. Box 276
02601 Espoo
☎ (+3 58) 10-6 80 84 00
Fax (+3 58) 10-6 80 84 01

France

Infineon Technologies France S.A.S.
Centre de vie Agora – Bat. A2
Z.I. des Paluds
13400 Aubagne
☎ (+33) 44-2 82 46 10
Fax (+33) 44-2 82 46 18

Infineon Technologies France S.A.S.
Burolines 2
2 ter, rue Marcel Doret
31700 Blagnac
☎ (+33) 5-34 55 13 30
Fax (+33) 5-34 55 13 34

Infineon Technologies France S.A.S.
39-47, Boulevard Ornano
93527 Saint-Denis CEDEX 2
☎ (+33) 1-48 09 72 00
Fax (+33) 1-48 09 72 90

Germany

Comneon GmbH & Co. KG
Südwestpark 2-4
90449 Nuremberg
☎ (+49) 9 11 37 88 0
Fax (+49) 9 11 37 88 10 00

Hitex Development Tools GmbH
Greschbachstraße 12
76229 Karlsruhe
☎ (+49) 72 19 62 80
Fax (+49) 72 19 62 81 89

Infineon Technologies AG
Siemensstraße 31-33
71254 Ditzingen / Stuttgart
☎ (+49) 71 56-17 91 90
Fax (+49) 71 56-17 91 90 90

Infineon Technologies AG
Düsseldorfer Landstraße 401,
47259 Duisburg
☎ (+49) 20 3-7 29 87 11
Fax (+49) 20 3-7 29 87 60

Infineon Technologies AG
Naegelsbacherstraße 26
91052 Erlangen
☎ (+49) 91 31-97 00 10
Fax (+49) 91 31-97 01 99

Infineon Technologies AG
Lindenplatz 2
20099 Hamburg
☎ (+49) 40-23 51 94 74
Fax (+49) 40-23 51 94 75

Infineon Technologies AG
Paderborner Straße 1
30539 Hannover
☎ (+49) 511-8 76 56 20
Fax (+49) 511-87 65 62 90

Infineon Technologies AG
Am Campeon 1-12
85579 Neubiberg
☎ (+49) 89-23 40
Fax (+49) 89-23 42 46 94

Infineon Technologies AG
Südwestpark 65
90449 Nuremberg
☎ (+49) 9 11-25 29 30
Fax (+49) 9 11-2 52 93 93

Infineon Technologies AG
Max-Planck-Straße 5
59581 Warstein
☎ (+49) 29 02-7 64 - 0
Fax (+49) 29 02-7 64 - 12 56

Hungary

Infineon Technologies Cegléd Kft.
Gizella u. 51-57
1143 Budapest
☎ (+36) 14 71 28 24
Fax (+36) 14 71 28 25

India

Infineon Technologies
India Pvt. Ltd.
13th Floor, Discoverer Building
International Technology Park
Whitefield Road
Bangalore 560 066
☎ (+91) 80-51 39 20 00
Fax (+91) 80-51 39 23 33

Iran

Siemens SSK
No. 32 Taleghani Ave.
15875-4773 Teheran
☎ (+98) 2 16 14 23 17
Fax (+98) 2 16 46 30 60

Ireland

Infineon Technologies Ireland Ltd.
69 Fitzwilliam Lane
Dublin 2
☎ (+3 53) 1-7 99 95 00
Fax (+3 53) 1-7 99 95 01

Israel

Nisko Ltd.
2A, Habarzel Street
Tel Aviv 69710
☎ (+9 72) 3-7 65 73 00
Fax (+9 72) 3-7 65 73 33

Italy

Infineon Technologies Italia S.r.l.
Via Vipiteno, 4
20128 Milano
☎ (+39) 02-25 20 41
Fax (+39) 02-2 52 04 43 95

Japan

Infineon Technologies Japan K.K.
Maruyama Nissei Building 14F
2-14-21 Nishiki, Naka-ku
Nagoya-shi, Aichi 460-0003
☎ (+81) 52-2 23 15 70
Fax (+81) 52-2 23 14 61

Infineon Technologies Japan K.K.
ORIX-Dojima Building 8F
2-1-31, Dojima, Kita-ku
Osaka-shi,
Osaka 530-0003
☎ (+81) 6-47 97 44 60
Fax (+81) 6-47 97 44 62

Infineon Technologies Japan K.K.
Gate City Osaki, East Tower
21F / 22F / 23F
1-11-2 Osaki
Shinagawa-ku
Tokyo 141-0032
☎ (+81) 3 57 45 71 00
Fax (+81) 3 57 45 74 10

Korea

Infineon Technologies Korea Co., Ltd.
4th Floor Sigma Tower
7-19 Shincheon-dong Songpa-gu
Seoul 138-734
☎ (+82) 2-34 60 09 00
Fax (+82) 2-34 60 09 01

Mexico

Everest Sales & Solutions
Av. Manuel Acuña 2674-101
Col. Ladrón de Guevara
44680 Guadalupe, J. AL
☎ (+52) 33-36 42 21 01
Fax (+52) 33-36 40 65 62

Poland

Siemens Sp. z o.o.
Ul. Zupnicza 11
03-821 Warsaw
☎ (+48) 22-8 70 91 50
Fax (+48) 22-8 70 91 59

Puerto Rico

Klamco Electronics
527 Street QH No. 1
Country Club
Carolina, PR 00982
☎ (+1 787) 257 79 22
Fax (+1 787) 257 79 61

Russia

Infineon Technologies RUSS LLC
Leninsky prospect 113 / 1
117 198 Moscow
☎ (+7) 4 95-9 56 51 95
Fax (+7) 4 95-9 56 51 95

Singapore

Infineon Technologies Asia
Pacific Pte. Ltd.
8 Kallang Sector
Singapore 349 282
☎ (+65) 68-76 28 88
Fax (+65) 68-76 31 22

South Africa

Siemens Components
P.O. Box 3438
Halfway House 1680
2146 Sandton
☎ (+27) 11-6 52 20 00
Fax (+27) 11-6 52 26 14

Spain

Siemens, S.A.
División de Componentes
Ronda de Europa, 5
28760 Tres Cantos-Madrid
☎ (+34) 91-5 14 71 55
Fax (+34) 91-5 14 70 14

Sweden

Infineon Technologies Sweden AB
Isafjordsgatan 16
164 81 Kista
☎ (+46) 8-7 57 50 00
Fax (+46) 8-7 57 46 12

Switzerland

Infineon Technologies
Schweiz AG
Badener Strasse 623
P.O. Box 1570
8048 Zürich
☎ (+41) 1-4 97 80 40
Fax (+41) 1-4 97 80 50

Turkey

Siemens Sanayi ve Ticaret A.S.
Yakacik Yolu No. 111
34861 Kartal, Istanbul
☎ (+90) 2 16-4 59 28 51
Fax (+90) 2 16-4 59 28 51

United Kingdom

Infineon Technologies UK Ltd.
Suite 57, Phoenix House
Strathclyde Business Park
Bellshill ML4 3JN
☎ (+44) 16 98 50 10 53
Fax (+44) 16 98 50 10 51

Infineon Technologies UK Ltd.
Infineon House
Fleet Mill
Minley Road
Fleet, Hampshire GU51 2RD
☎ (+44) 12-52 77 22 00
Fax (+44) 12-52 77 22 01

U.S.A.

Infineon Technologies
North America Corp.
2529 Commerce Drive, Suite H
Kokomo, IN 46902
☎ (+1) 7 65-4 56 19 28
Fax (+1) 7 65-4 56 38 36

Infineon Technologies
Industrial Power, Inc.
1050 Route 22
Lebanon, NJ 08833
☎ (+1) 9 08-23 6 56 - 21
Fax (+1) 9 08-2 36 56 - 20

Infineon Technologies
North America Corp.
19111 Victor Parkway
Livonia, MI 48150
☎ (+1) 734-7 79 50 00
Fax (+1) 734-7 79 50 01

Infineon Technologies
North America Corp.
12770 High Bluff Drive, Suite 100
San Diego, CA 92130
☎ (+1) 85 85 09 21 60
Fax (+1) 85 85 09 21 61

Infineon Technologies
North America Corp.
1730 North First Street
San José, CA 95112
☎ (+1) 4 08-5 01 60 00
Fax (+1) 4 08-5 01 24 24

Infineon Technologies
North America Corp.
1901 N. Roselle Road, Suite 1020
Schaumburg, IL 60195
☎ (+1) 8 47-8 84 70 09
Fax (+1) 8 47-8 84 75 99

* and representative offices

单击下面可查看定价，库存，交付和生命周期等信息

[>>Infineon\(英飞凌\)](#)