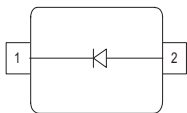



Silicon Tuning Diode

- For UHF-TV-tuners
- High capacitance ratio
- Low series inductance
- Low series resistance
- Excellent uniformity and matching due to "in-line" matching assembly procedure
- Pb-free (RoHS compliant) package



BB535
BB555/-02V



| Type | Package | Configuration | L_S (nH) | Marking |
|-----------|---------|---------------|------------|---------|
| BB535 | SOD323 | single | 1.8 | white S |
| BB555 | SCD80 | single | 0.6 | BB |
| BB555-02V | SC79 | single | 0.6 | B |

Maximum Ratings at $T_A = 25^\circ\text{C}$, unless otherwise specified

| Parameter | Symbol | Value | Unit |
|--|-----------|-------------|------------------|
| Diode reverse voltage | V_R | 30 | V |
| Peak reverse voltage $R \geq 5\text{k}\Omega$ | V_{RM} | 35 | |
| Forward current | I_F | 20 | mA |
| Operating temperature range | T_{op} | -55 ... 150 | $^\circ\text{C}$ |
| Storage temperature | T_{stg} | -55 ... 150 | |

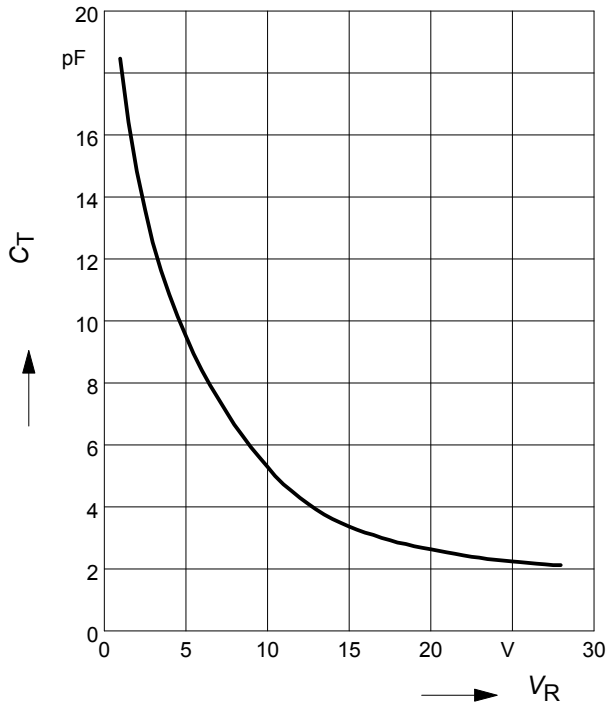
Electrical Characteristics at $T_A = 25^\circ\text{C}$, unless otherwise specified

| Parameter | Symbol | Values | | | Unit |
|--|------------------|------------------------------|---------------------------|--------------------------|----------|
| | | min. | typ. | max. | |
| DC Characteristics | | | | | |
| Reverse current $V_R = 30\text{ V}$ $V_R = 30\text{ V}, T_A = 85^\circ\text{C}$ | I_R | - | - | 10 200 | nA |
| AC Characteristics | | | | | |
| Diode capacitance $V_R = 1\text{ V}, f = 1\text{ MHz}$ $V_R = 2\text{ V}, f = 1\text{ MHz}$ $V_R = 25\text{ V}, f = 1\text{ MHz}$ $V_R = 28\text{ V}, f = 1\text{ MHz}$ | C_T | 17.5 14.01 2.05 1.9 | 18.7 15 2.24 2.1 | 20 16.1 2.4 2.3 | pF |
| Capacitance ratio $V_R = 1\text{ V}, V_R = 28\text{ V}, f = 1\text{ MHz}$ | C_{T1}/C_{T28} | 8.2 | 8.9 | 9.8 | - |
| Capacitance ratio $V_R = 2\text{ V}, V_R = 25\text{ V}, f = 1\text{ MHz}$ | C_{T2}/C_{T25} | 6 | 6.7 | 7.5 | - |
| Capacitance matching ¹⁾ $V_R = 1\text{V to }28\text{V}, f = 1\text{ MHz}, 7\text{ diodes sequence, BB535}$ $V_R = 1\text{V to }28\text{V}, f = 1\text{ MHz}, 4\text{ diodes sequence, BB555/-02V}$ $V_R = 1\text{V to }28\text{V}, f = 1\text{ MHz}, 7\text{ diodes sequence, BB555/-02V}$ | $\Delta C_T/C_T$ | - | - | 2.5 1 2 | % |
| Series resistance $V_R = 3\text{ V}, f = 470\text{ MHz}$ | r_S | - | 0.58 | 0.75 | Ω |
| Series inductance | L_S | - | 0.6 | - | nH |

¹For details please refer to Application Note 047

Diode capacitance $C_T = f(V_R)$

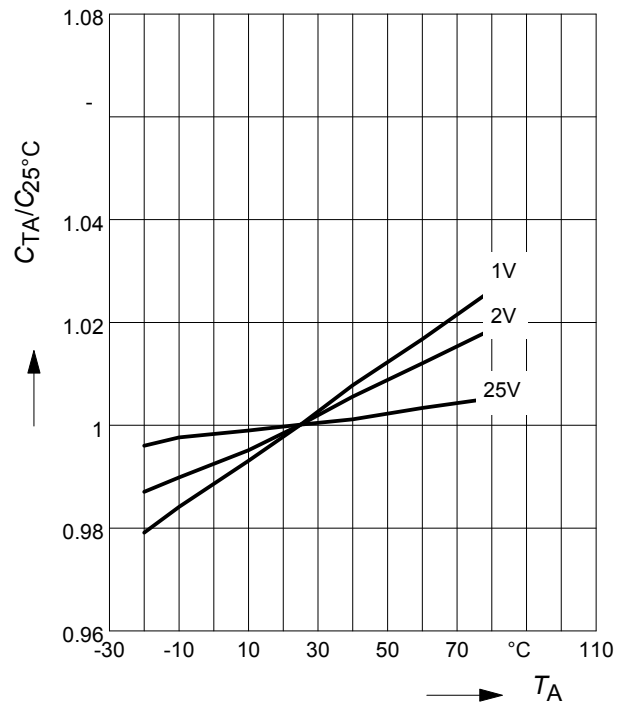
$f = 1\text{MHz}$



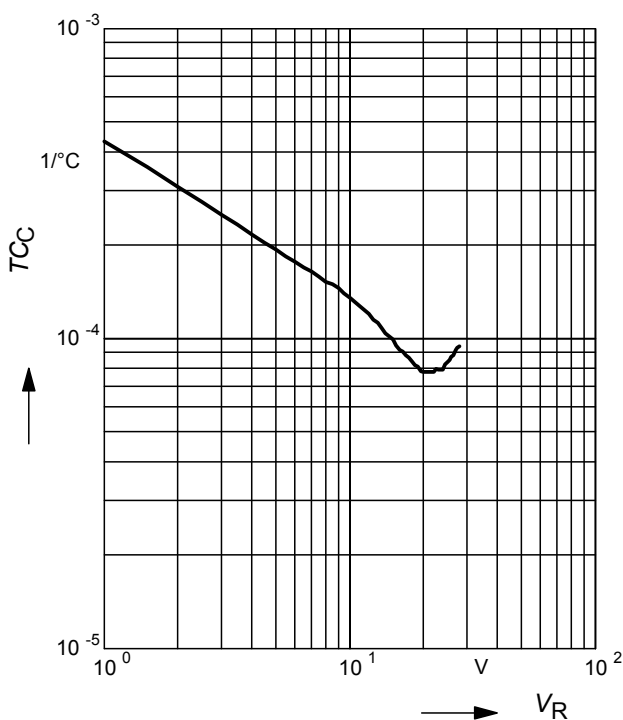
Normalized diode capacitance

$C_{(T_A)}/C_{(25^\circ\text{C})} = f(T_A); f = 1\text{MHz}$

$V_R = \text{Parameter}$

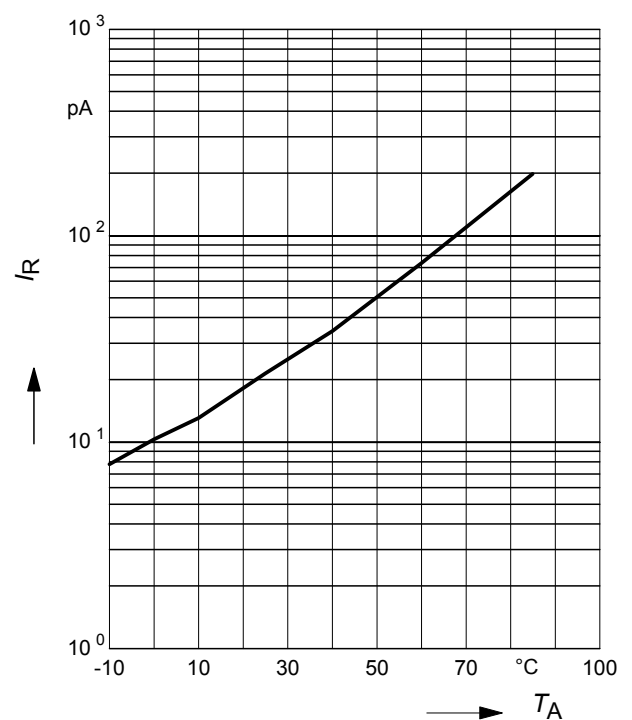


Temperature coefficient of the diode capacitance $T_{CC} = f(V_R)$



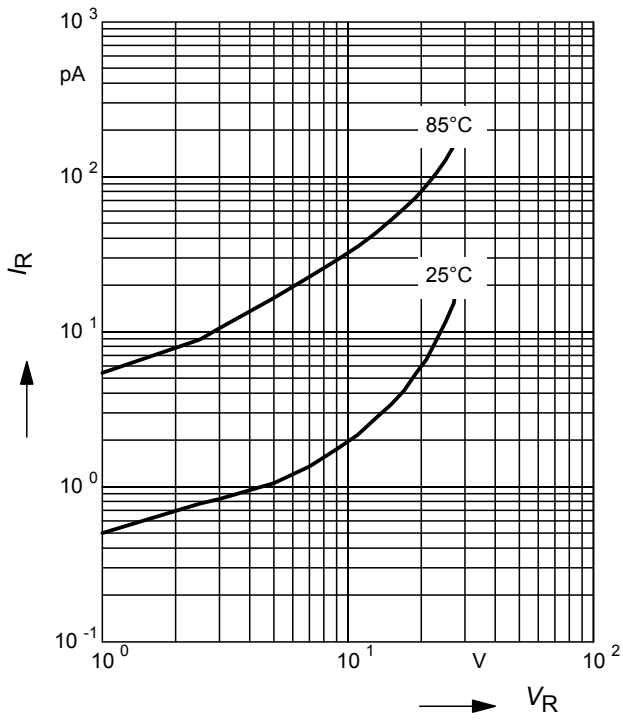
Reverse current $I_R = f(T_A)$

$V_R = 28\text{V}$

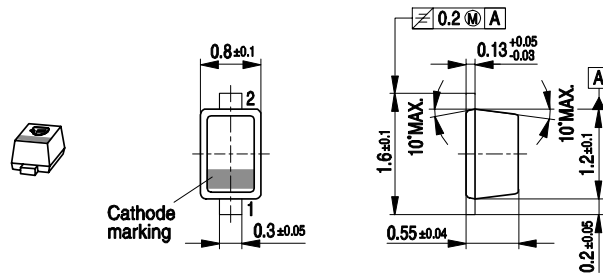


Reverse current $I_R = f(V_R)$

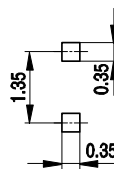
T_A = Parameter



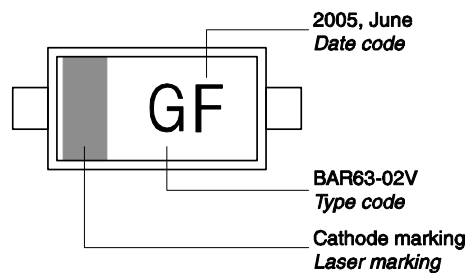
Package Outline



Foot Print

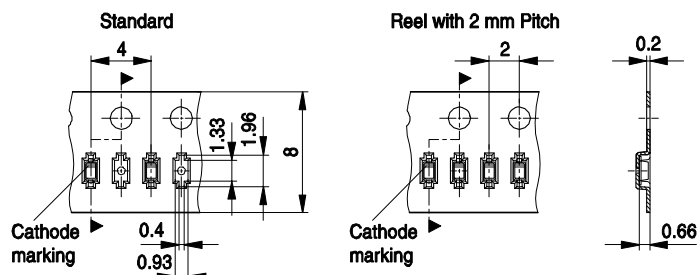


Marking Layout (Example)

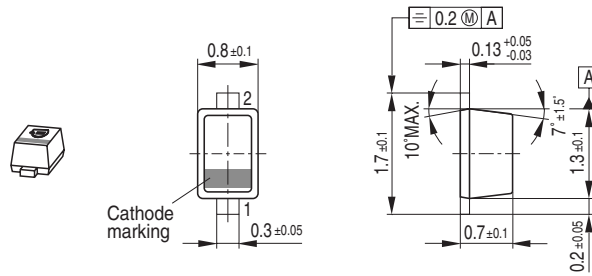


Standard Packing

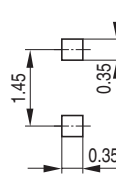
- Reel \varnothing 180 mm = 3.000 Pieces/Reel
- Reel \varnothing 180 mm = 8.000 Pieces/Reel (2 mm Pitch)
- Reel \varnothing 330 mm = 10.000 Pieces/Reel



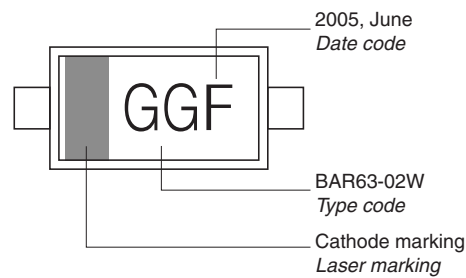
Package Outline



Foot Print

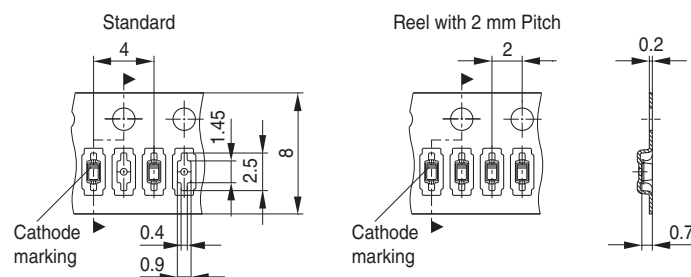


Marking Layout (Example)



Standard Packing

Reel \varnothing 180 mm = 3.000 Pieces/Reel
 Reel \varnothing 180 mm = 8.000 Pieces/Reel (2 mm Pitch)
 Reel \varnothing 330 mm = 10.000 Pieces/Reel

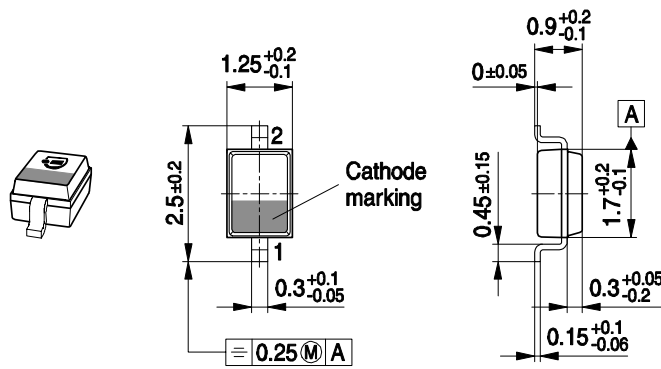


Date Code marking for discrete packages with one digit (SCD80, SC79, SC75¹⁾) CES-Code

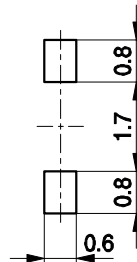
| Month | 2003 | 2004 | 2005 | 2006 | 2007 | 2008 | 2009 | 2010 | 2011 | 2012 | 2013 | 2014 |
|-------|------|------|------|------|------|------|------|------|------|------|------|------|
| 01 | a | p | A | P | a | p | A | P | a | p | A | P |
| 02 | b | q | B | Q | b | q | B | Q | b | q | B | Q |
| 03 | c | r | C | R | c | r | C | R | c | r | C | R |
| 04 | d | s | D | S | d | s | D | S | d | s | D | S |
| 05 | e | t | E | T | e | t | E | T | e | t | E | T |
| 06 | f | u | F | U | f | u | F | U | f | u | F | U |
| 07 | g | v | G | V | g | v | G | V | g | v | G | V |
| 08 | h | x | H | X | h | x | H | X | h | x | H | X |
| 09 | j | y | J | Y | j | y | J | Y | j | y | J | Y |
| 10 | k | z | K | Z | k | z | K | Z | k | z | K | Z |
| 11 | l | 2 | L | 4 | l | 2 | L | 4 | l | 2 | L | 4 |
| 12 | n | 3 | N | 5 | n | 3 | N | 5 | n | 3 | N | 5 |

1) New Marking Layout for SC75, implemented at October 2005.

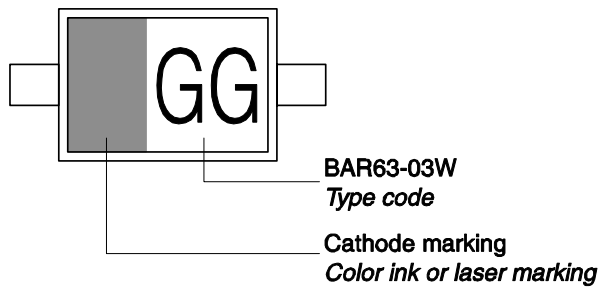
Package Outline



Foot Print

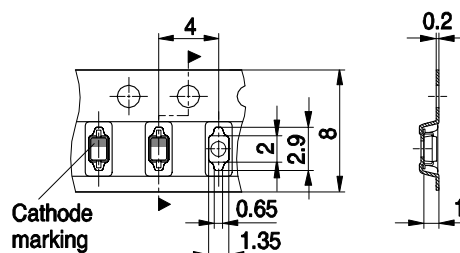


Marking Layout (Example)



Standard Packing

Reel ø180 mm = 3.000 Pieces/Reel
 Reel ø330 mm = 10.000 Pieces/Reel



Edition 2009-11-16

**Published by
Infineon Technologies AG
81726 Munich, Germany**

**© 2009 Infineon Technologies AG
All Rights Reserved.**

Legal Disclaimer

The information given in this document shall in no event be regarded as a guarantee of conditions or characteristics. With respect to any examples or hints given herein, any typical values stated herein and/or any information regarding the application of the device, Infineon Technologies hereby disclaims any and all warranties and liabilities of any kind, including without limitation, warranties of non-infringement of intellectual property rights of any third party.

Information

For further information on technology, delivery terms and conditions and prices, please contact the nearest Infineon Technologies Office (www.infineon.com).

Warnings

Due to technical requirements, components may contain dangerous substances. For information on the types in question, please contact the nearest Infineon Technologies Office.

Infineon Technologies components may be used in life-support devices or systems only with the express written approval of Infineon Technologies, if a failure of such components can reasonably be expected to cause the failure of that life-support device or system or to affect the safety or effectiveness of that device or system. Life support devices or systems are intended to be implanted in the human body or to support and/or maintain and sustain and/or protect human life. If they fail, it is reasonable to assume that the health of the user or other persons may be endangered.

单击下面可查看定价，库存，交付和生命周期等信息

[>>Infineon\(英飞凌\)](#)