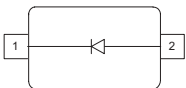


Medium Power AF Schottky Diode

- Forward current: 1 A
- Reverse voltage: 30 V
- Very low forward voltage
(typ. 0.41V @ $I_F = 1A$)
- For high efficiency DC/DC conversion,
fast switching, protection and
clamping applications
- Pb-free (RoHS compliant) package¹⁾
- Qualified according AEC Q101


BAS 3010A-03W


Type	Package	Configuration	Marking
BAS3010A-03W	SOD323	single	4/ blue

Maximum Ratings at $T_A = 25^\circ\text{C}$, unless otherwise specified

Parameter	Symbol	Value	Unit
Diode reverse voltage ²⁾	V_R	30	V
Forward current ²⁾	I_F	1	A
Average rectified forward current (50/60Hz, sinus)	I_{FAV}	1	
Repetitive peak forward current ($t_p \leq 1 \text{ ms}$, $D \leq 0.5$)	I_{FRM}	3.5	
Non-repetitive peak surge forward current ($t \leq 10\text{ms}$)	I_{FSM}	10	
Junction temperature	T_j	150	$^\circ\text{C}$
Operating temperature range	T_{op}	-65 ... 125	
Storage temperature	T_{stg}	-65 ... 150	

¹⁾Pb-containing package may be available upon special request

²⁾For $T_A > 25^\circ\text{C}$ the derating of V_R and I_F has to be considered. Please refer to the attached curves.

Thermal Resistance

Parameter	Symbol	Value	Unit
Junction - soldering point ¹⁾	R_{thJS}	≤ 82	K/W

Electrical Characteristics at $T_A = 25^\circ\text{C}$, unless otherwise specified

Parameter	Symbol	Values			Unit
		min.	typ.	max.	

DC Characteristics

Reverse current ²⁾	I_R				μA
$V_R = 5\text{ V}$		-	5	25	
$V_R = 10\text{ V}$		-	10	50	
$V_R = 30\text{ V}$		-	40	200	
Forward voltage ²⁾	V_F				mV
$I_F = 1\text{ mA}$		-	170	220	
$I_F = 10\text{ mA}$		-	220	270	
$I_F = 100\text{ mA}$		-	290	340	
$I_F = 500\text{ mA}$		-	350	410	
$I_F = 1\text{ A}$		-	410	470	

AC Characteristics

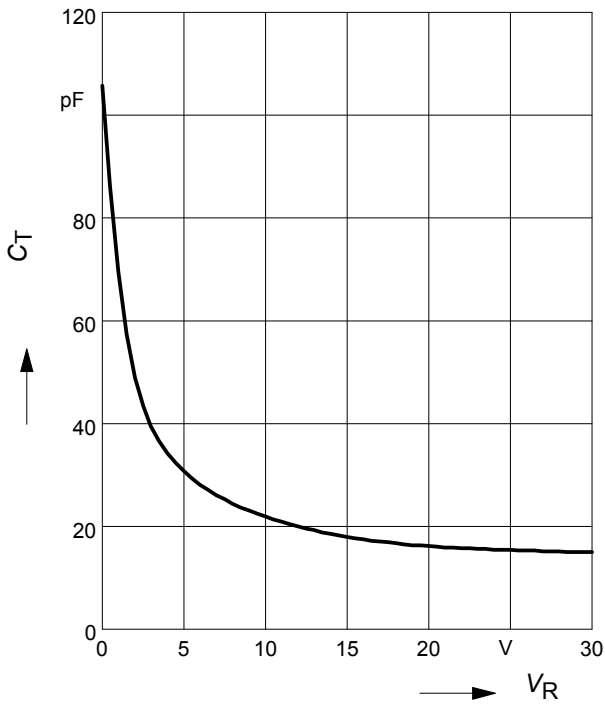
Diode capacitance	C_T	-	28	35	pF
$V_R = 5\text{ V}, f = 1\text{ MHz}$					

¹For calculation of R_{thJA} please refer to Application Note Thermal Resistance

²Pulsed test: $t_p = 300\ \mu\text{s}$; $D = 0.01$

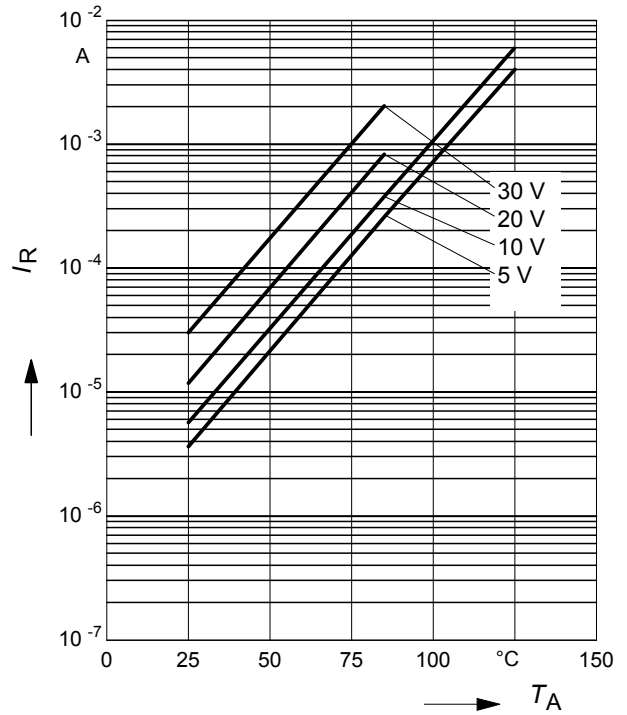
Diode capacitance $C_T = f(V_R)$

$f = 1\text{MHz}$



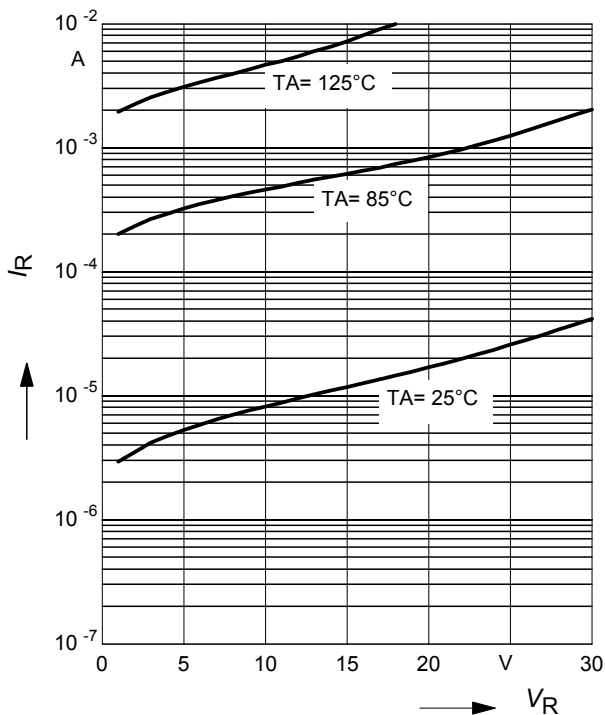
Reverse current $I_R = f(T_A)$

$V_R = \text{Parameter}$



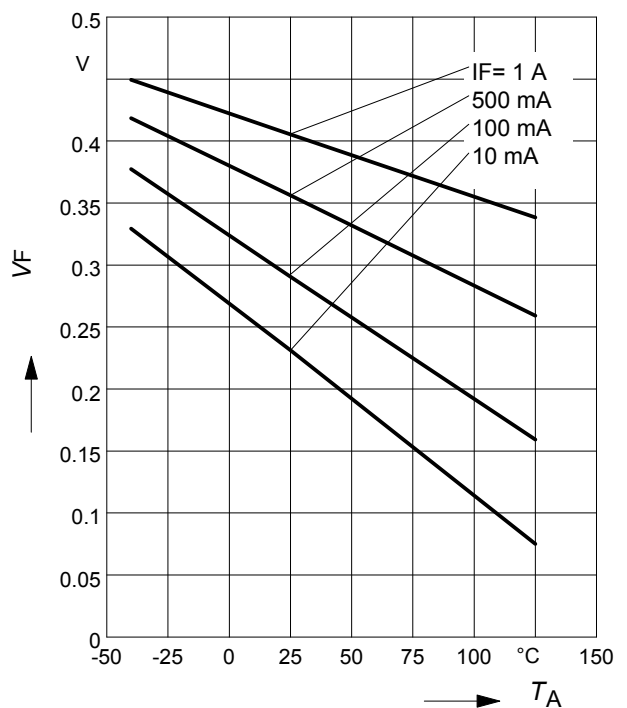
Reverse current $I_R = f(V_R)$

$T_A = \text{Parameter}$



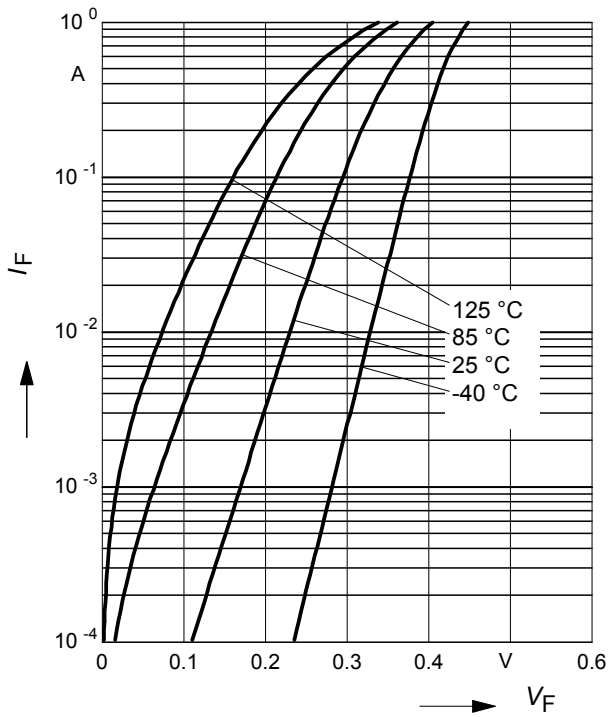
Forward Voltage $V_F = f(T_A)$

$I_F = \text{Parameter}$



Forward current $I_F = f(V_F)$

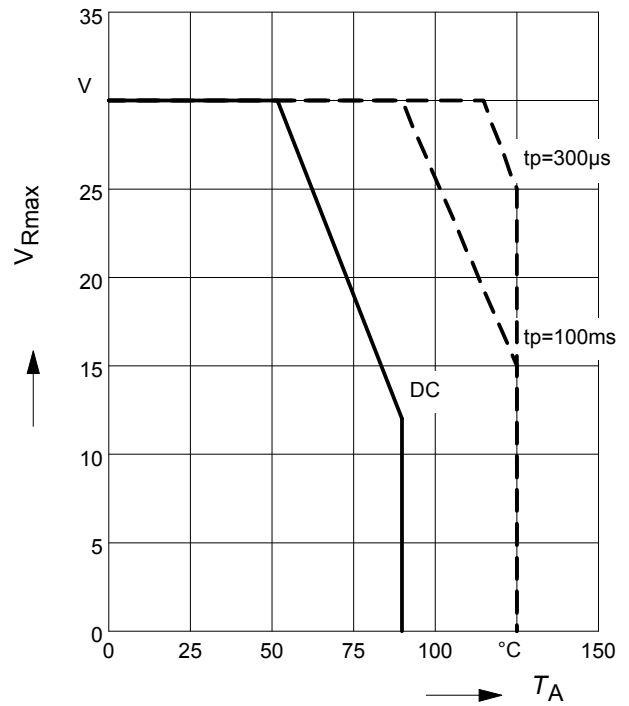
T_A = Parameter



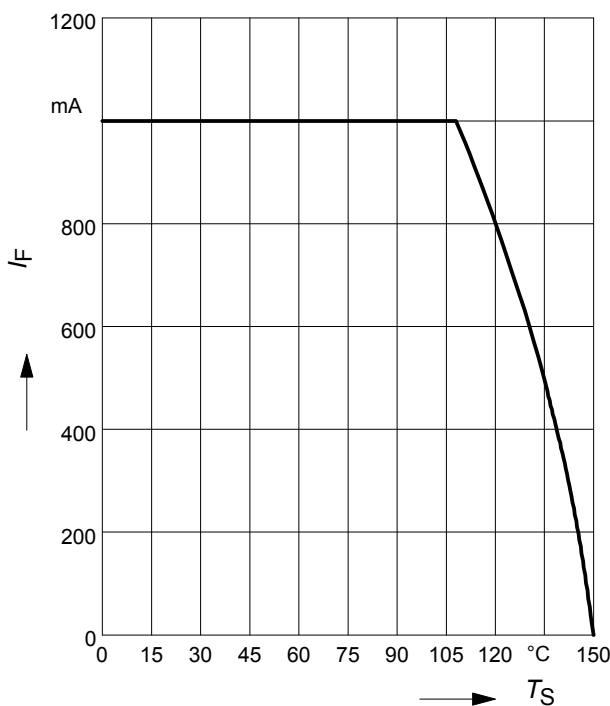
Permissible Reverse voltage $V_R = f(T_A)$

t_p = Parameter, Duty cycle < 0.01

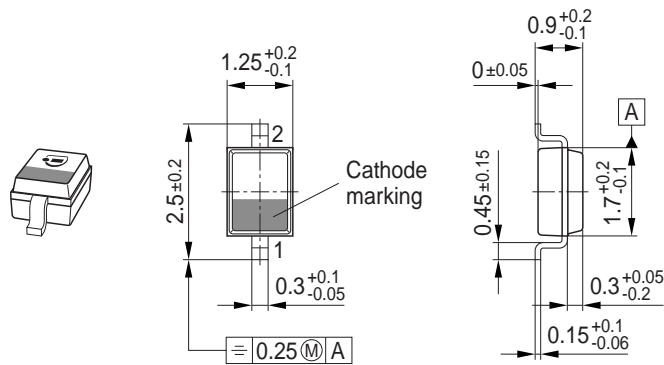
Device mounted on PCB with $R_{th} = 160$ k/W



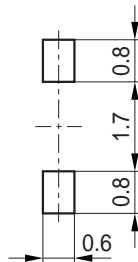
Forward current $I_F = f(T_S)$



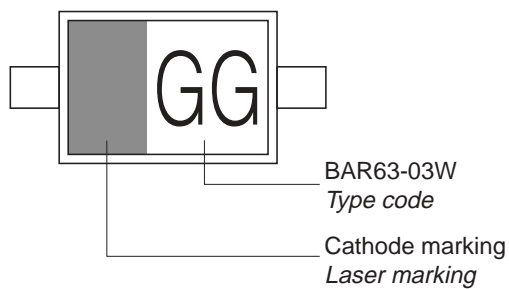
Package Outline



Foot Print

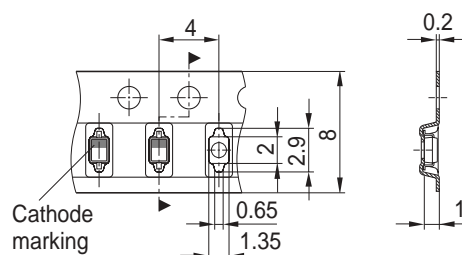


Marking Layout (Example)



Standard Packing

Reel \varnothing 180 mm = 3.000 Pieces/Reel
 Reel \varnothing 330 mm = 10.000 Pieces/Reel



Edition 2006-02-01
Published by
Infineon Technologies AG
81726 München, Germany
© Infineon Technologies AG 2007.
All Rights Reserved.

Attention please!

The information given in this dokument shall in no event be regarded as a guarantee of conditions or characteristics ("Beschaffenheitsgarantie"). With respect to any examples or hints given herein, any typical values stated herein and/or any information regarding the application of the device, Infineon Technologies hereby disclaims any and all warranties and liabilities of any kind, including without limitation warranties of non-infringement of intellectual property rights of any third party.

Information

For further information on technology, delivery terms and conditions and prices please contact your nearest Infineon Technologies Office (www.infineon.com).

Warnings

Due to technical requirements components may contain dangerous substances. For information on the types in question please contact your nearest Infineon Technologies Office.

Infineon Technologies Components may only be used in life-support devices or systems with the express written approval of Infineon Technologies, if a failure of such components can reasonably be expected to cause the failure of that life-support device or system, or to affect the safety or effectiveness of that device or system.

Life support devices or systems are intended to be implanted in the human body, or to support and/or maintain and sustain and/or protect human life. If they fail, it is reasonable to assume that the health of the user or other persons may be endangered.

单击下面可查看定价，库存，交付和生命周期等信息

[>>Infineon\(英飞凌\)](#)