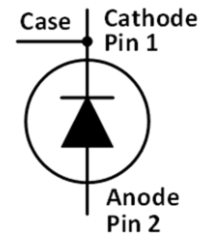



## IV1D12015T2 – 1200V 15A SiC Schottky Diode

### Features

- Max Junction Temperature 175°C
- High Surge Current Capacity
- Zero Reverse Recovery Current
- Zero Forward Recovery Voltage
- High-Frequency Operation
- Temperature independent switching behavior
- Positive Temperature Coefficient on  $V_F$

### Outline

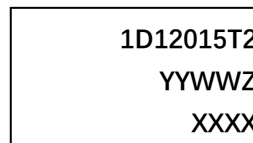


TO247-2

### Applications

- Solar Power Boost
- Inverter Free Wheeling Diodes
- Vienna 3-Phase PFC
- EV Charger Piles
- Switching Mode Power Supplies

### Marking Diagram



1D12015T2 = Specific Device Code  
 YY = Year  
 WW = Work Week  
 Z = Assembly Location  
 XXXX = Lot Traceability

### Absolute Maximum Ratings (Tc=25°C unless otherwise specified)

Symbol	Parameter	Value	Unit
$V_{RRM}$	Reverse voltage (repetitive peak)	1200	V
$V_{DC}$	DC blocking voltage	1200	V
$I_F$	Forward current (continuous) @Tc=25°C	44	A
	Forward current (continuous) @Tc=135°C	22	A
	Forward current (continuous) @Tc=153°C	15	A
$I_{FSM}$	Surge non-repetitive forward current sine halfwave @Tc=25°C tp=10ms	120	A
$I_{FRM}$	Surge repetitive forward current (Freq=0.1Hz, 100cycles) sine halfwave @Tamb=25°C tp=10ms	100	A
$P_{tot}$	Total power dissipation @ Tc=25°C	220	W
	Total power dissipation @ Tc=150°C	36	
$\int i^2 dt$	$I^2t$ value @Tc=25°C tp=10ms	72	A <sup>2</sup> s
Tstg	Storage temperature range	-55 to 175	°C
Tj	Operating junction temperature range	-55 to 175	°C
M	Mounting torque (M3 screw)	0.7	Nm

Stresses exceeding those listed in the Maximum Ratings table may damage the device. If any of these limits are exceeded, device functionality should not be assumed, damage may occur and reliability may be affected.

## Electrical Characteristics

Symbol	Parameter	Typ.	Max.	Unit	Test Conditions	Note
V <sub>F</sub>	Forward Voltage	1.48	1.8	V	I <sub>F</sub> = 15 A T <sub>J</sub> = 25°C	Fig. 1
		2.1	3		I <sub>F</sub> = 15 A T <sub>J</sub> = 175°C	
I <sub>R</sub>	Reverse Current	2	100	μA	V <sub>R</sub> = 1200 V T <sub>J</sub> = 25°C	Fig. 2
		10	250		V <sub>R</sub> = 1200 V T <sub>J</sub> = 175°C	
C	Total Capacitance	888		pF	V <sub>R</sub> = 1 V, T <sub>J</sub> = 25°C, f = 1 MHz	Fig. 3
		83			V <sub>R</sub> = 400 V, T <sub>J</sub> = 25°C, f = 1 MHz	
		58.5			V <sub>R</sub> = 800 V, T <sub>J</sub> = 25°C, f = 1 MHz	
Q <sub>C</sub>	Total Capacitive Charge	88		nC	V <sub>R</sub> = 800 V, T <sub>J</sub> = 25°C, $Q_C = \int_0^{V_R} C(V) dV$	Fig. 4
E <sub>C</sub>	Capacitance Stored Energy	25		μJ	V <sub>R</sub> = 800 V, T <sub>J</sub> = 25°C, $E_C = \int_0^{V_R} C(V) \cdot V dV$	Fig. 5

## Thermal Characteristics

Symbol	Parameter	Typ.	Unit	Note
R <sub>th(j-c)</sub>	Thermal Resistance from Junction to Case	0.68	°C/W	Fig.7

## Typical Performance

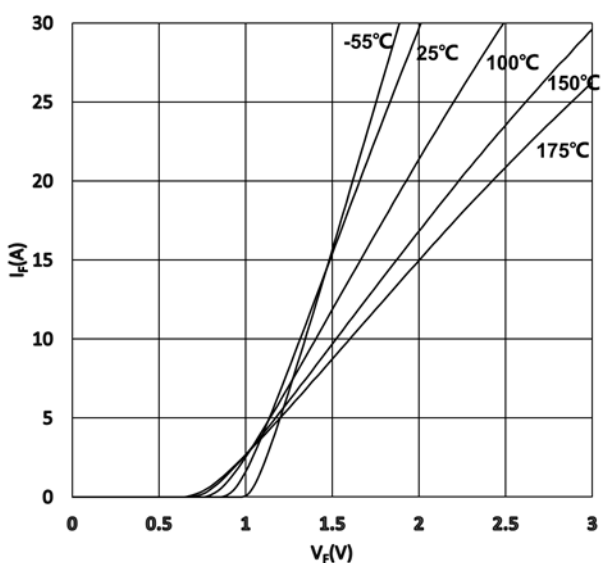


Figure 1. Typical Forward Characteristics

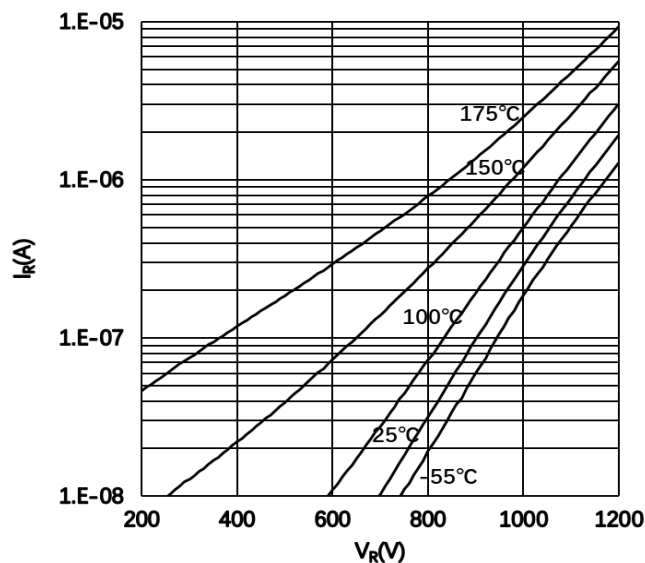


Figure 2. Typical Reverse Characteristics

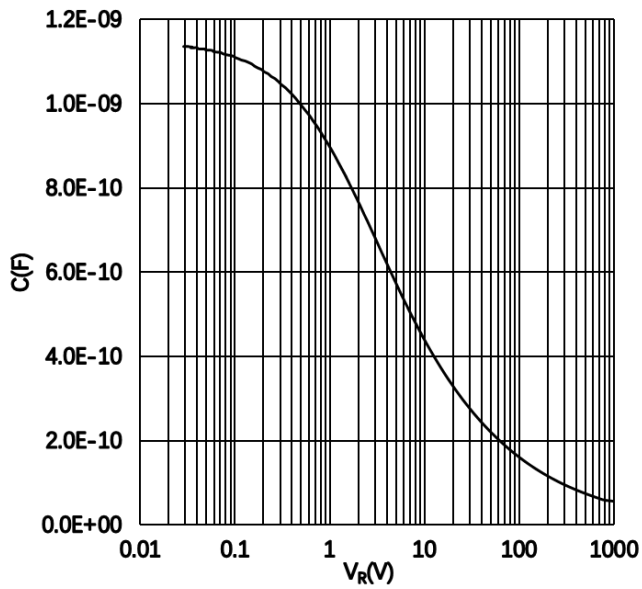


Figure 3. Capacitance vs. Reverse Voltage

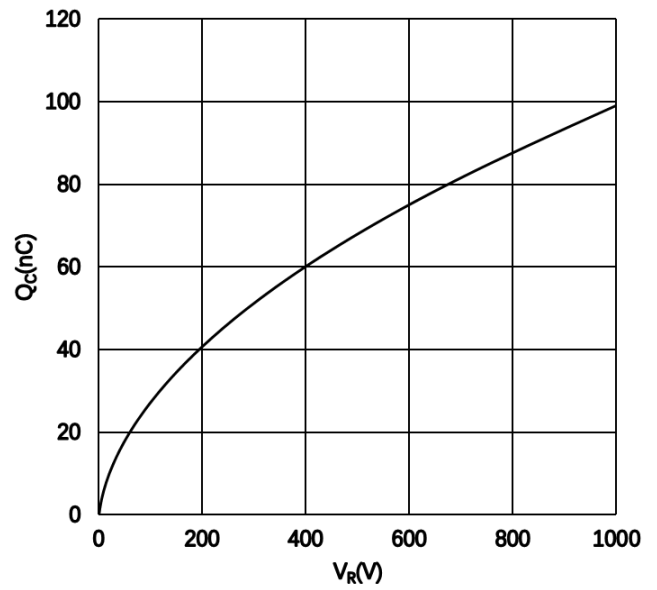


Figure 4. Recovery Charge vs. Reverse Voltage

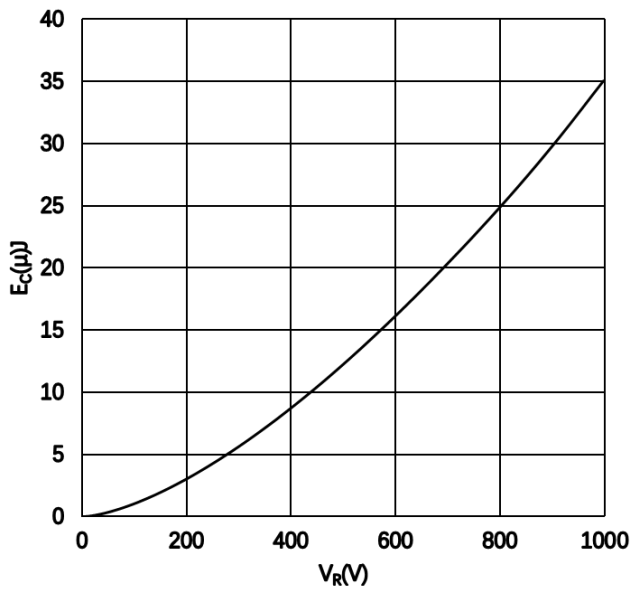


Figure 5. Capacitance Stored Energy

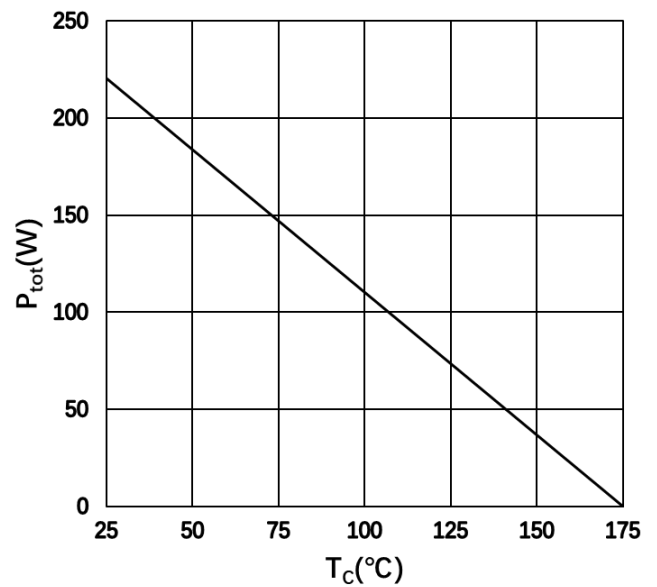


Figure 6. Power Derating

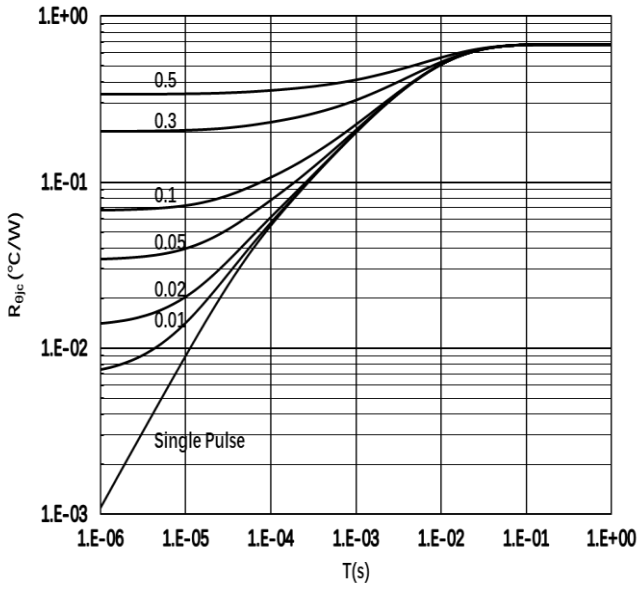


Figure 7. Transient Thermal Impedance

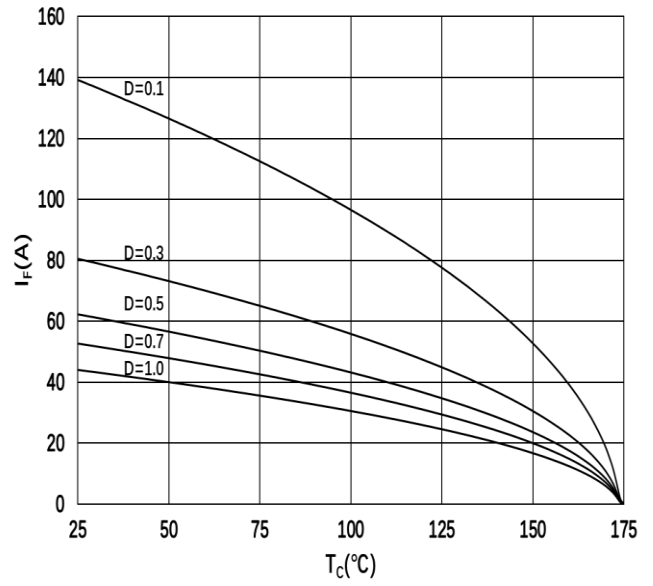
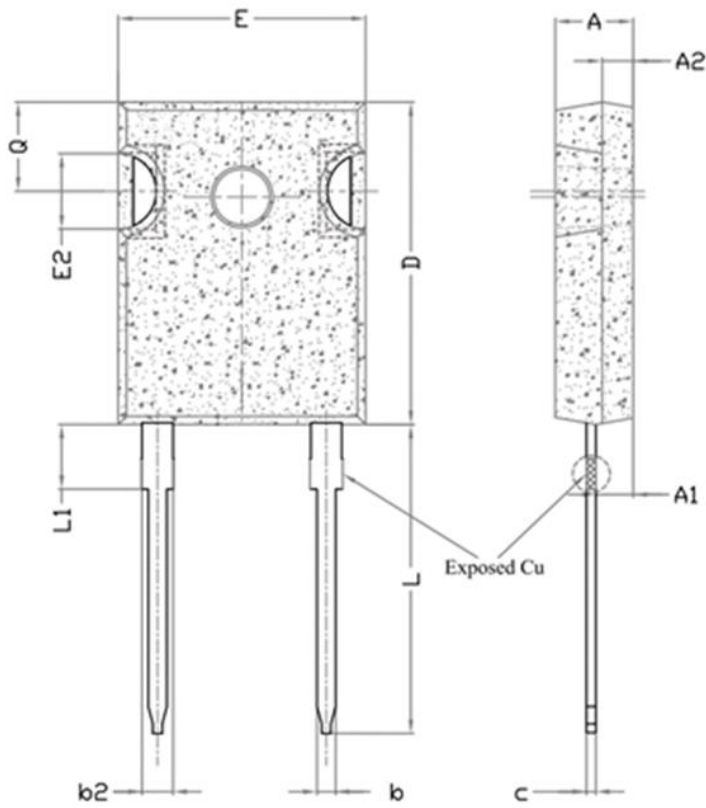
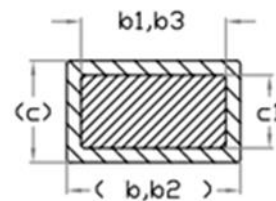
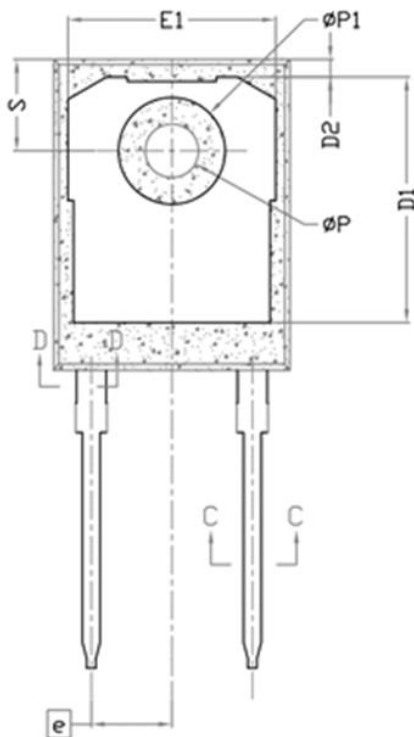


Figure 8. Forward Current as a Function of Temp.

## Package Dimensions



Dimensions In Millimeters		
SYMBOL	MIN.	MAX.
A	4.83	5.21
A1	2.20	2.60
A2	1.50	2.49
b	1.00	1.40
b1	0.99	1.35
b2	1.80	2.41
b3	1.65	2.39
c	0.50	0.70
c1	0.38	0.70
D	20.30	21.10
D1	13.08	-
D2	0.51	1.35
E	15.45	16.13
E1	13.10	-
E2	3.68	5.49
e	5.44 BSC	
L	19.80	21.00
L1	-	4.50
φP	3.50	3.70
φP1	-	7.40
Q	5.39	6.20
S	6.04	6.30



Section C--C,D--D

### Note:

1. Package Reference: JEDEC TO247, Variation AD
2. All Dimensions are in mm
3. Slot Required, Notch May Be Rounded or Rectangular
4. Dimension D&E Do Not Include Mold Flash
5. Subject to Change Without Notice

## Notes

For further information please contact IVCT's Sales Office.

Copyright©2024 InventChip Technology Co., Ltd. All rights reserved.

The information in this document is subject to change without notice.

## Related Links

<http://www.inventchip.com.cn>



单击下面可查看定价，库存，交付和生命周期等信息

[>>Inventchip\(瞻芯电子\)](#)