



2A SURFACE MOUNT GLASS PASSIVATED BRIDGE RECTIFIER

FEATURES:

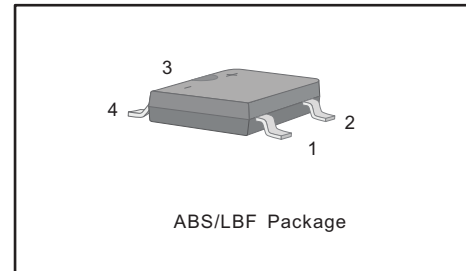
- Glass Passivated Chip Junction
- Reverse Voltage - 100 to 1000 V
- Forward Current - 2 A
- High Surge Current Capability
- Designed for Surface Mount Application

MECHANICAL DATA

- Case: ABS/LBF
- Terminals: Solderable per MIL-STD-750, Method 2026
- Approx. Weight: 88mg 0.0031oz

PINNING

PIN	DESCRIPTION
1	Input Pin (~)
2	Input Pin (~)
3	Output Anode (+)
4	Output Cathode (-)



Maximum Ratings and Electrical characteristics

Ratings at 25 °C ambient temperature unless otherwise specified.

Single phase half-wave 60 Hz, resistive or inductive load, for capacitive load current derate by 20 %.

Parameter	Symbols	ABS201	ABS202	ABS204	ABS206	ABS208	ABS210	Units
Maximum Repetitive Peak Reverse Voltage	V_{RRM}	100	200	400	600	800	1000	V
Maximum RMS voltage	V_{RMS}	70	140	280	420	560	700	V
Maximum DC Blocking Voltage	V_{DC}	100	200	400	600	800	1000	V
Average Rectified Output Current at $T_c = 115\text{ }^\circ\text{C}$	I_o	2.0						A
Peak Forward Surge Current 8.3 ms Single Half Sine Wave Superimposed on Rated Load (JEDEC Method)	I_{FSM}	50						A
Forward Voltage per element @ $I_F = 2.0\text{A}$	V_F	1.0						V
Maximum DC Reverse Current at Rated DC Blocking Voltage @ $T_A = 25\text{ }^\circ\text{C}$ @ $T_A = 125\text{ }^\circ\text{C}$	I_R	5.0 100						μA
Typical Junction Capacitance (Note1)	C_j	25						pF
Typical Thermal Resistance (Note2)	$R_{\theta JA}$ $R_{\theta JC}$	60 16						$^\circ\text{C/W}$
Operating and Storage Temperature Range	T_j, T_{stg}	-55 ~ +150						$^\circ\text{C}$

Note: 1. Measured at 1MHz and applied reverse voltage of 4 V D.C.

2. Mounted on glass epoxy PC board with 4×1.5"×1.5" (3.81×3.81 cm) copper pad.



Fig.1 Average Rectified Output Current Derating Curve

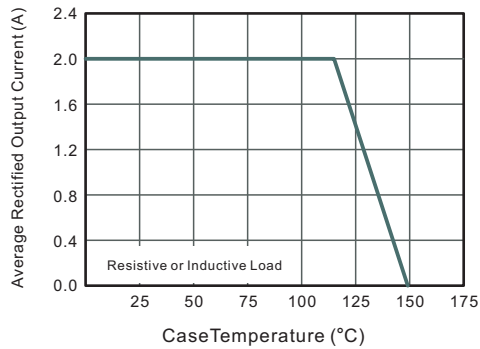


Fig.2 Typical Reverse Characteristics

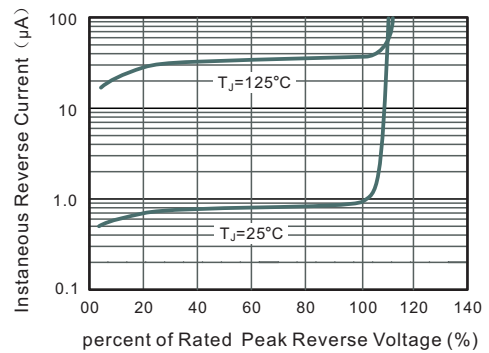


Fig.3 Typical Instantaneous Forward Characteristics

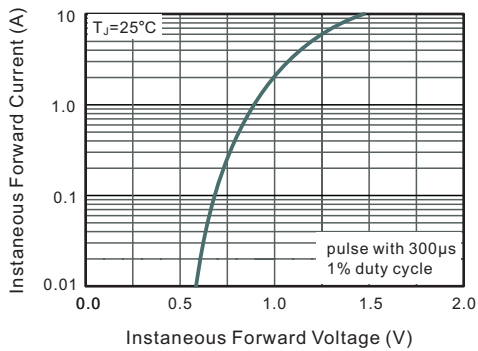


Fig.4 Typical Junction Capacitance

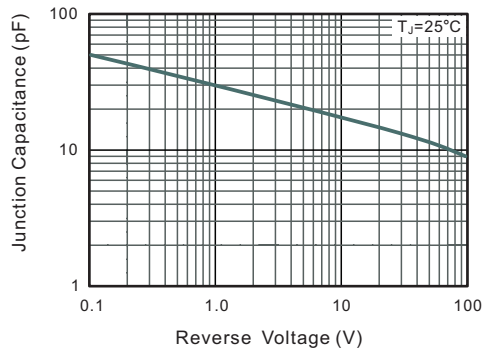
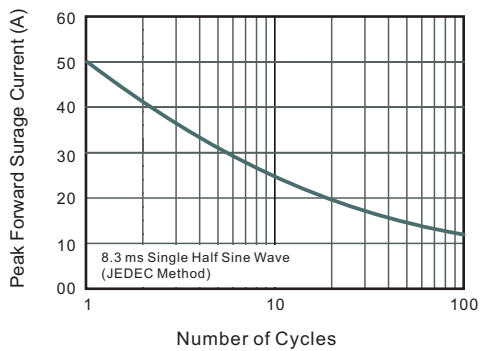


Fig.5 Maximum Non-Repetitive Peak Forward Surge Current

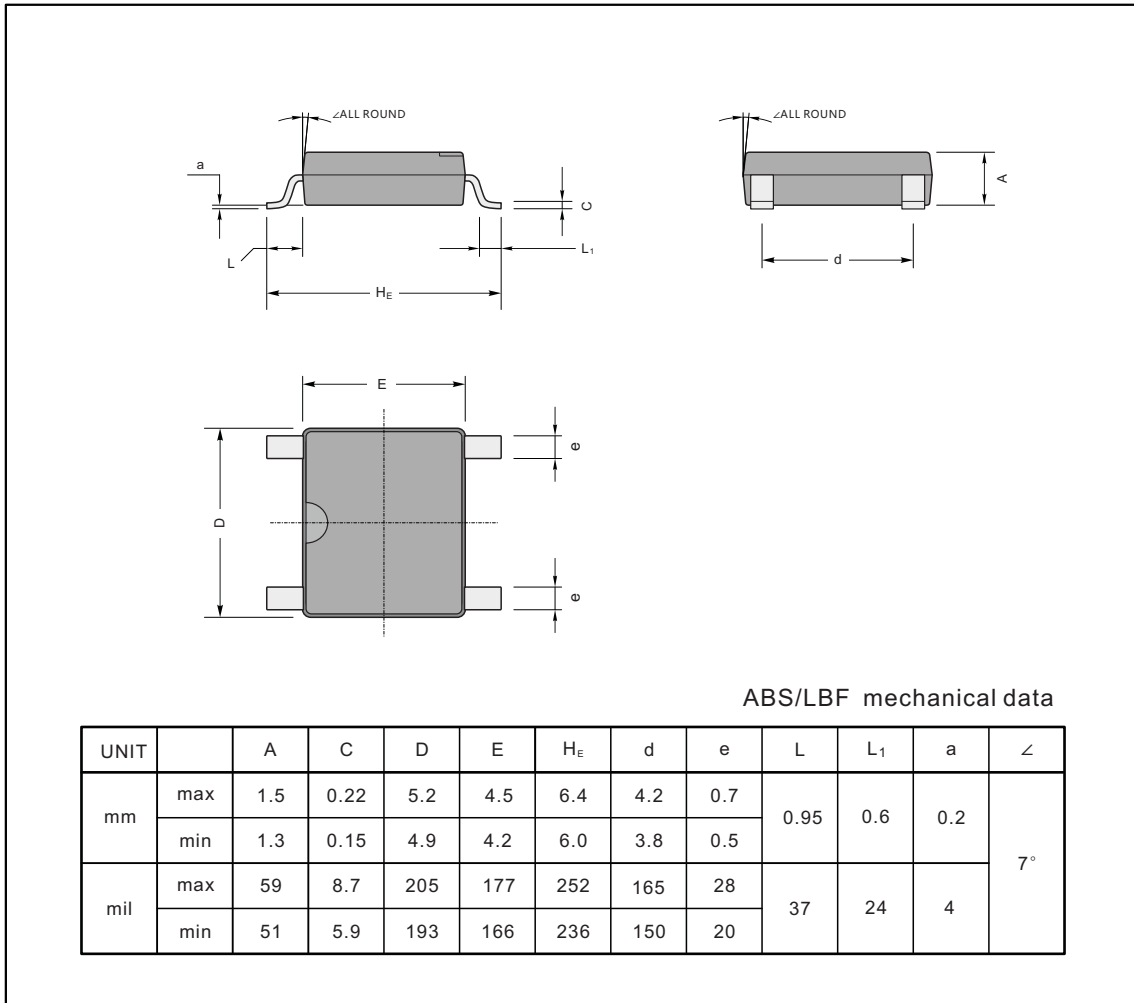




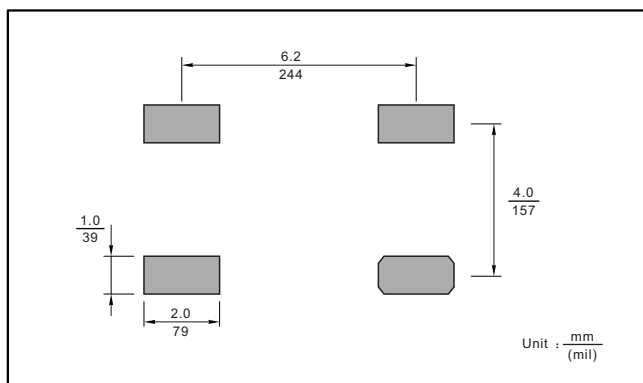
PACKAGE OUTLINE

Plastic surface mounted package; 4 leads

ABS/LBF



The recommended mounting pad size



Marking

Type number	Marking code
ABS201	ABS201
ABS202	ABS202
ABS204	ABS204
ABS206	ABS206
ABS208	ABS208
ABS210	ABS210

单击下面可查看定价，库存，交付和生命周期等信息

[>>JINGDAO\(晶导\)](#)