



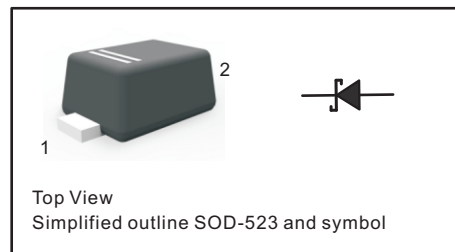
**SCHOTTKY BARRIER RECTIFIERS**

**FEATURES**

- Low Forward Voltage Drop
- Surface Mount Package Ideally Suited for Automated Insertion
- Lead, Halogen and Antimony Free, RoHS Compliant "Green" Device

**PINNING**

PIN	DESCRIPTION
1	Cathode
2	Anode



Maximum Ratings and Electrical characteristics

Ratings at 25 °C ambient temperature unless otherwise specified.

Parameter		Symbols	RB520S-30	Units
Reverse Voltage		$V_R$	30	V
Forward Continuous Current		$I_F$	200	mA
Non-Repetitive Peak Forward Surge Current @t = 8.3ms		$I_{FSM}$	1	A
Power dissipation		$P_D$	200	mW
Reverse Breakdown Voltage	$I_R = 500\mu A$	$V_{BR}$	30(Min)	V
Forward Voltage	$I_F = 200mA$	$V_F$	0.60(Max)	V
Peak Reverse Current	$V_R = 10V$	$I_R$	1.0(Max)	$\mu A$
Junction Temperature		$T_j$	125	°C
Storage Temperature		$T_{stg}$	-55 ~ +125	°C



Fig.1 Power Derating Curve

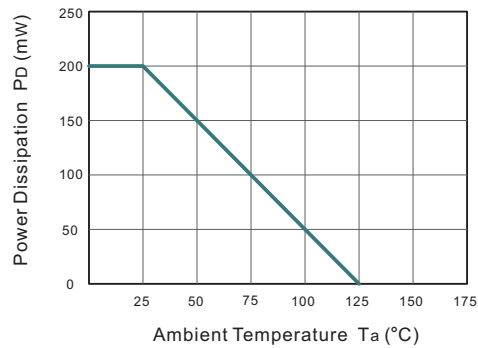


Fig.2 Typical Instaneous Reverse Characteristics

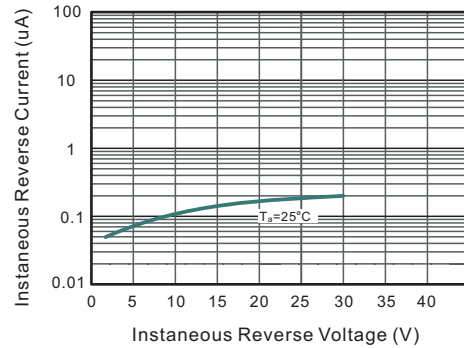
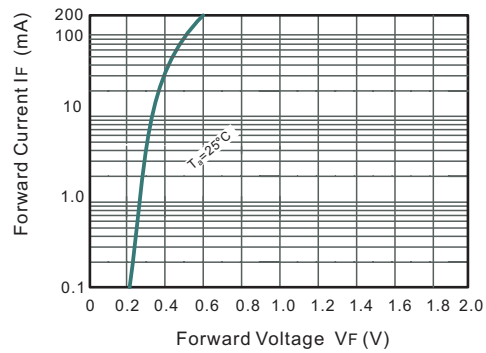


Fig.3 Typical Forward Characteristic

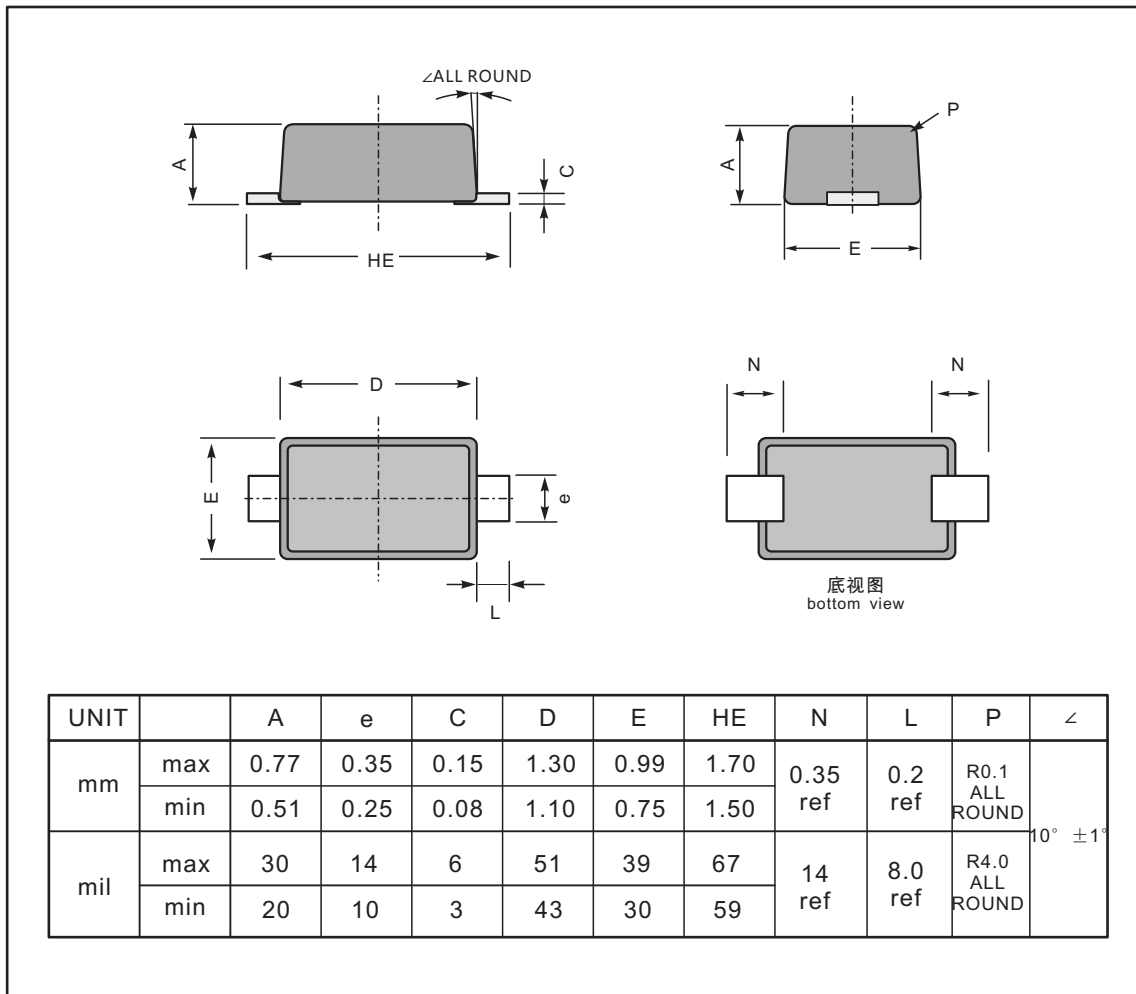




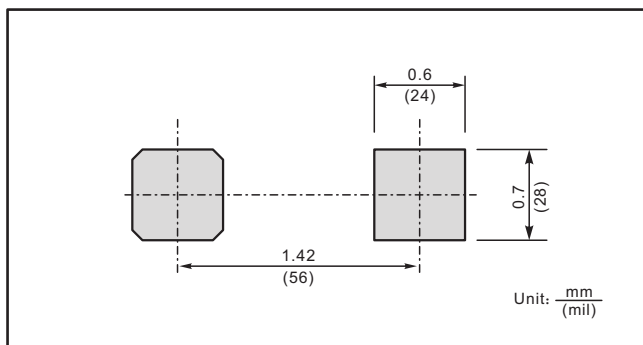
PACKAGE OUTLINE

Plastic surface mounted package; 2 leads

SOD-523



The recommended mounting pad size



Marking

Type number	Marking code
RB520S-30	B

单击下面可查看定价，库存，交付和生命周期等信息

[>>JINGDAO\(晶导微\)](#)