




MMBT4403
PNP TRANSISTOR

FEATURES

- Switching Transistor

SOT-23



1.BASE
2.EMITTER
3.COLLECTOR

MAXIMUM RATINGS (Ta=25°C unless otherwise noted)

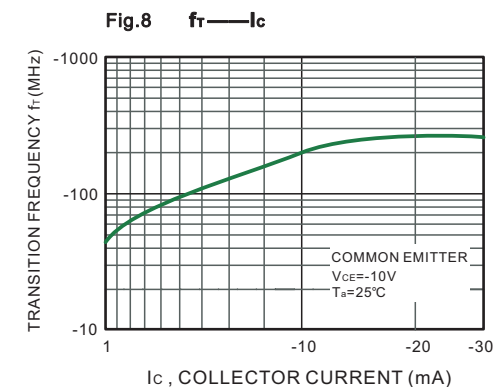
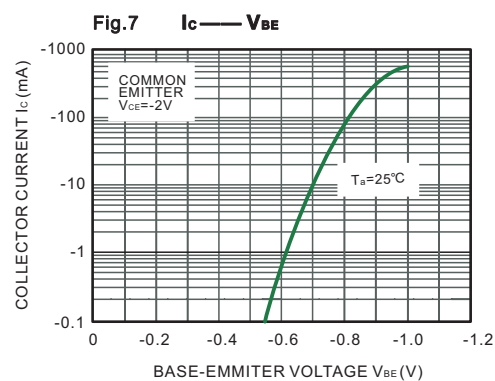
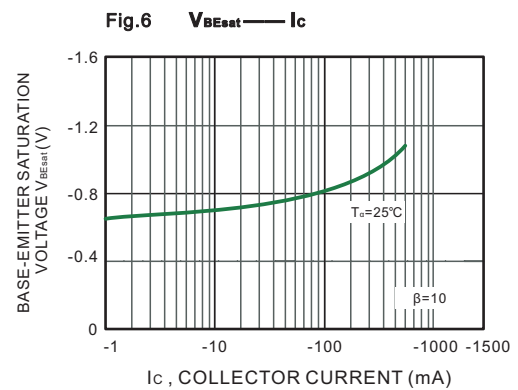
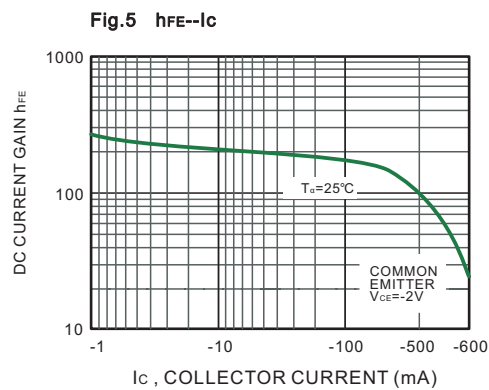
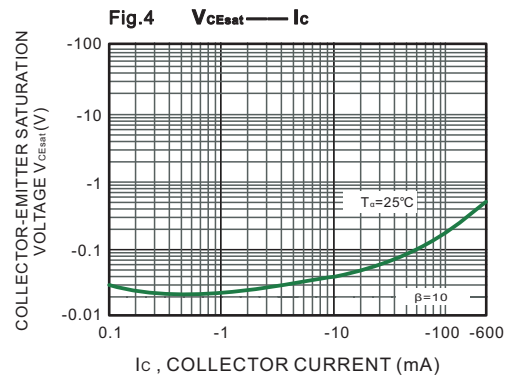
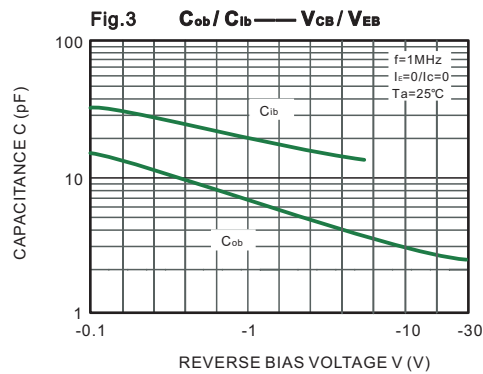
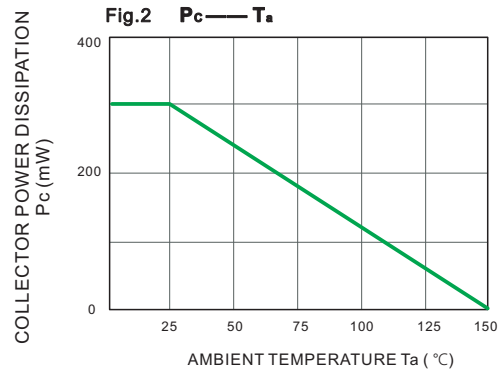
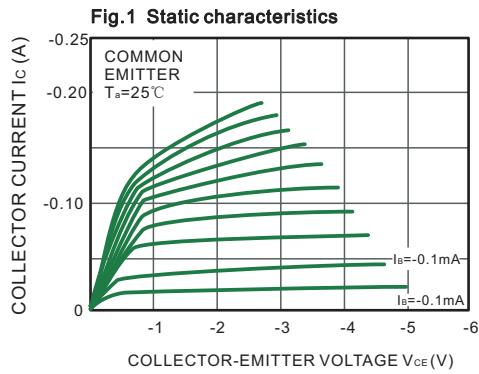
Parameter	Symbol	Value	Unit
Collector-Base Voltage	V_{CB0}	-40	V
Collector-Emitter Voltage	V_{CEO}	-40	V
Emitter-Base Voltage	V_{EBO}	-5	V
Collector Current — Continuous	I_C	-600	mA
Collector Power Dissipation	P_C	300	mW
Thermal Resistance From Junction To Ambient	R_{thJA}	417	°C/W
Operation Junction and Storage Temperature Range	T_J, T_{stg}	-55~+150	°C

ELECTRICAL CHARACTERISTICS (TA = 25°C unless otherwise noted.)

Parameter	Symbol	Test conditions	Min	Typ	Max	Unit
Collector-base breakdown voltage	$V_{(BR)CBO}$	$I_C = -100\mu A, I_E = 0$	-40			V
Collector-emitter breakdown voltage	$V_{(BR)CEO}$	$I_C = -1\text{ mA}, I_B = 0$	-40			V
Emitter-base breakdown voltage	$V_{(BR)EBO}$	$I_E = -100\mu A, I_C = 0$	-5			V
Collector cut-off current	I_{CBO}	$V_{CB} = -35V, I_E = 0$			-0.1	μA
Collector cut-off current	I_{CEX}	$V_{CE} = -35V, V_{EB} = 0.4V$			-0.1	μA
Emitter cut-off current	I_{EBO}	$V_{EB} = -4V, I_C = 0$			-0.1	μA
DC current gain	h_{FE1}	$V_{CE} = -1V, I_C = -0.1\text{ mA}$	30			
	h_{FE2}	$V_{CE} = -1V, I_C = -1\text{ mA}$	60			
	h_{FE3}	$V_{CE} = -1V, I_C = -10\text{ mA}$	100			
	h_{FE4}	$V_{CE} = -2V, I_C = -150\text{ mA}$	100		300	
	h_{FE5}	$V_{CE} = -2V, I_C = -500\text{ mA}$	20			
Collector-emitter saturation voltage	$V_{CE(sat)}$	$I_C = -150\text{ mA}, I_B = -15\text{ mA}$			-0.4	V
		$I_C = -500\text{ mA}, I_B = -50\text{ mA}$			-0.75	V
Base-emitter saturation voltage	$V_{BE(sat)}$	$I_C = -150\text{ mA}, I_B = -15\text{ mA}$			-0.95	V
		$I_C = -500\text{ mA}, I_B = -50\text{ mA}$			-1.3	V
Transition frequency	f_T	$V_{CE} = -10V, I_C = -20\text{ mA}, f = 100\text{ MHz}$	200			MHz
Delay time	t_d	$V_{CC} = -30V, V_{BE(off)} = -0.5V, I_C = -150\text{ mA}, I_{B1} = -15\text{ mA}$			15	ns
Rise time	t_r				20	ns
Storage time	t_s	$V_{CC} = -30V, I_C = -150\text{ mA}, I_{B1} = I_{B2} = -15\text{ mA}$			225	ns
Fall time	t_f				60	ns

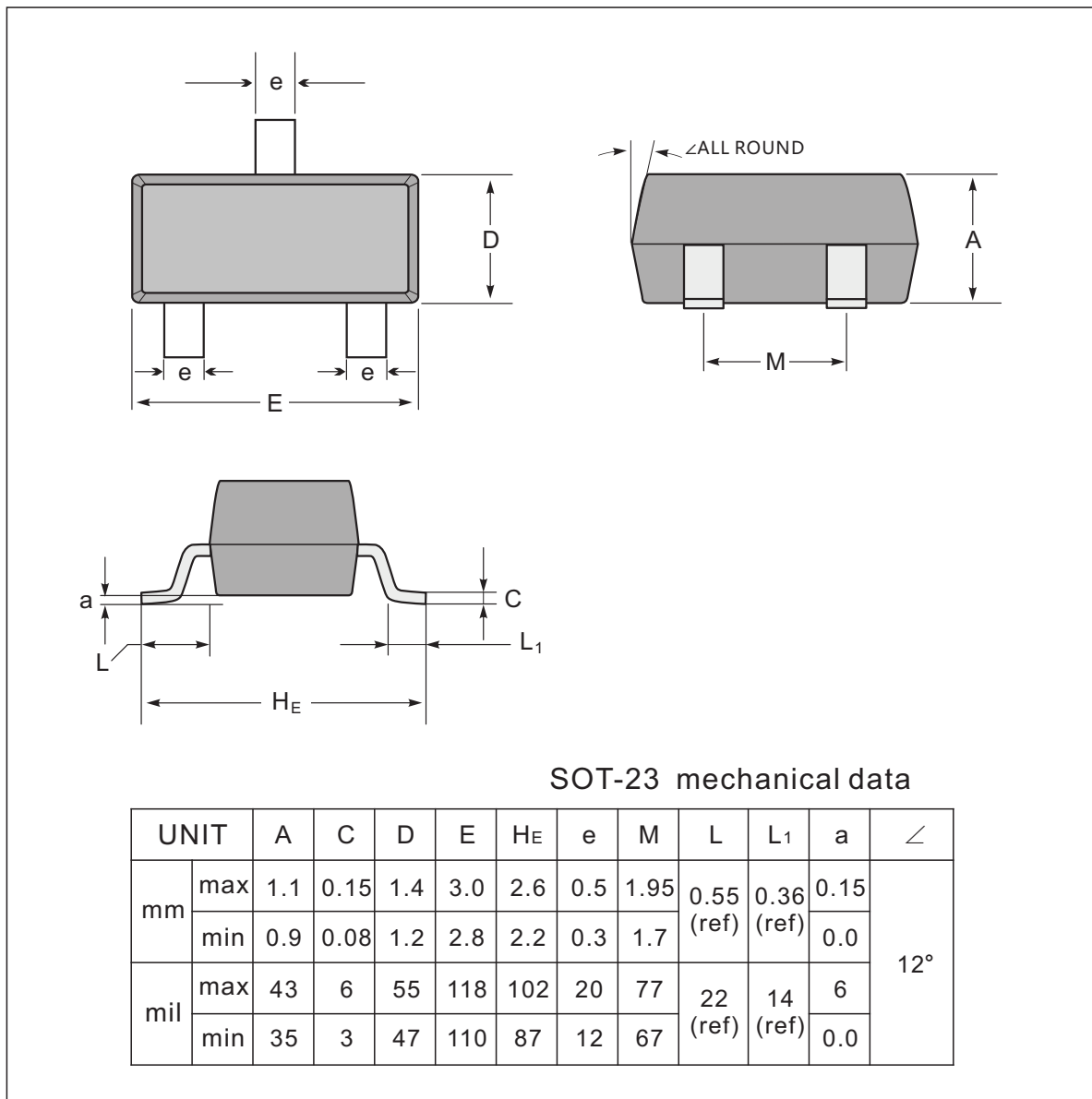


TYPICAL CHARACTERISTICS

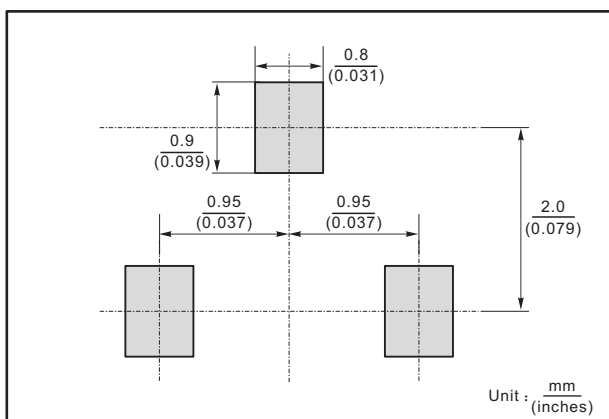




SOT-23 Package Outline Dimensions



The recommended mounting pad size



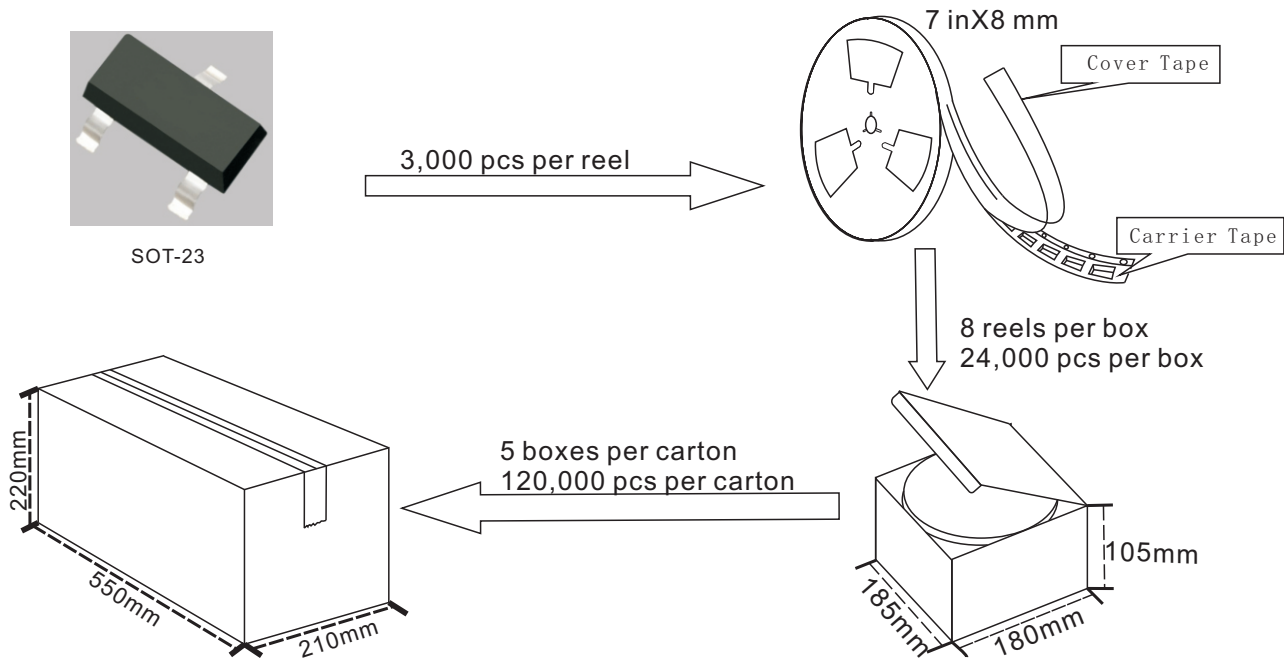
Marking

Type number	Marking code
MMBT4403	2T

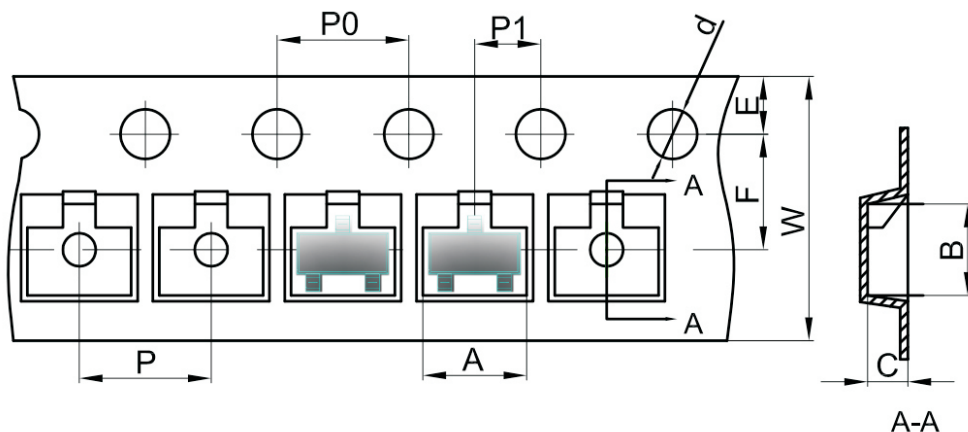


SOT-23 Packing

1. The method of packaging and dimension are shown as below figure. (Dimension in mm)



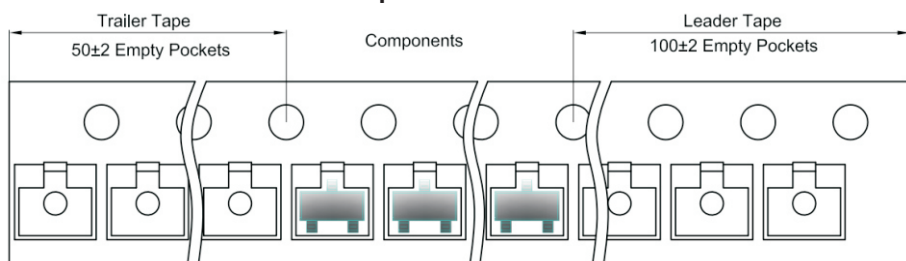
SOT-23 Embossed Carrier Tape



Dimensions are in millimeter

Pkg type	A	B	C	d	E	F	P0	P	P1	W
SOT-23	3.15	2.77	1.22	Ø1.50	1.75	3.50	4.00	4.00	2.00	8.00

SOT-23 Tape Leader and Trailer



单击下面可查看定价，库存，交付和生命周期等信息

[>>JINGDAO\(晶导微\)](#)