



## J10GxxxM2LC Gas Discharge Tube

Rev.1.2

### FEATURE

- ✧ Eliminates small size design EIA 8.0×6.0mm.
- ✧ Current handling capability 10,000A@8/20μs.
- ✧ Low capacitance and insertion loss.
- ✧ Fast response and long service life.
- ✧ Reliable to protect electrostatic surge.
- ✧ Moisture sensitivity level: Level 1.



Exterior



Schematic symbol

### APPLICATION INFORMATION

- ✧ Repeaters, modems.
- ✧ Telephone interface, line cards.
- ✧ Data communication equipment.
- ✧ Line test equipment.

### ELECTRICAL CHARACTERISTICS

Part number	DC breakdown voltage 100V/s(V)	Tolerance of $V_s$	Impulse spark-over voltage 1KV/μs(V)	Impulse discharge current 8/20μs(A)	Insulation resistance		$C_o$ (1MHz)
					GΩ	DC(V)	
J10G091M2LC	90	±20%	≤700	10,000	≥1	50	≤1.5pF
J10G151M2LC	150	±20%	≤800	10,000	≥1	100	≤1.5pF
J10G301M2LC	300	±20%	≤900	10,000	≥1	100	≤1.5pF
J10G471M2LC	470	±20%	≤1100	10,000	≥1	100	≤1.5pF
J10G601M2LC	600	±20%	≤1400	10,000	≥1	100	≤1.5pF
J10G801M2LC	800	±20%	≤1600	10,000	≥1	100	≤1.5pF
J10G102M2LC	1000	±20%	≤1800	10,000	≥1	100	≤1.5pF
J10G152M2LC	1500	±20%	≤2700	10,000	≥1	100	≤1.5pF

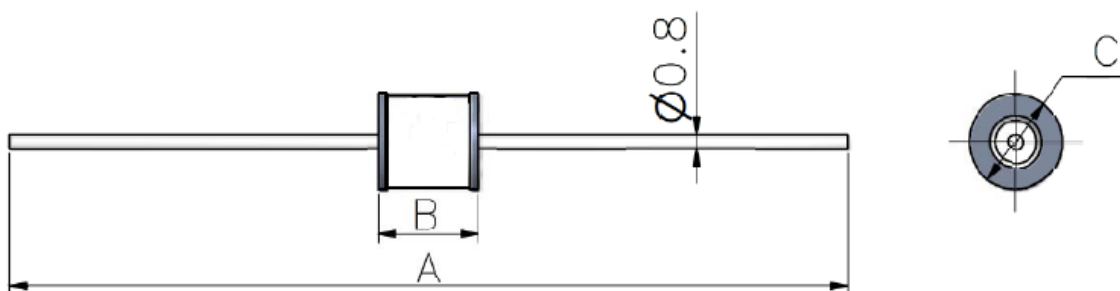
1. The parameters of all tested by ITU-T K12.
2. Total Impulse discharge current 10,000A@ 8/20μs by IEC 61000-4-5, 10 shots.
3. The capacitance is tested by 1MHz@DC=0.5V.
4. The V-T waveform of DCBV and IPBV mus lie between the shades.

**PART NUMBERING SYSTEM**

J10G 601 M 2L C  
 (1) (2) (3) (4) (5)

- (1) JieJie 10KA gas discharge tube
- (2) DC breakdown voltage, e.g., 601=60×10<sup>1</sup>=600V
- (3) Tolerance is DC breakdown voltage, M=+-20%, N=+-30%
- (4) 2-electrod DIP
- (5) Dimension in 8.0×6.0 (mm)

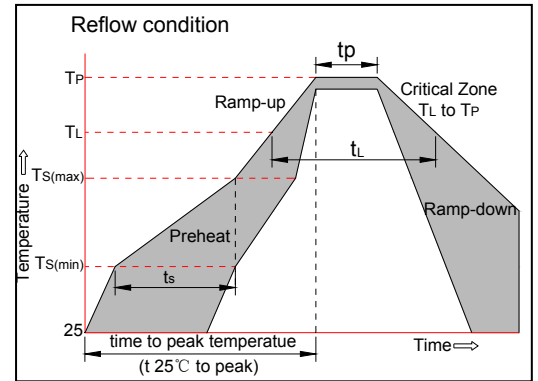
**PRODUCT DIMENSIONS (unit: mm)**



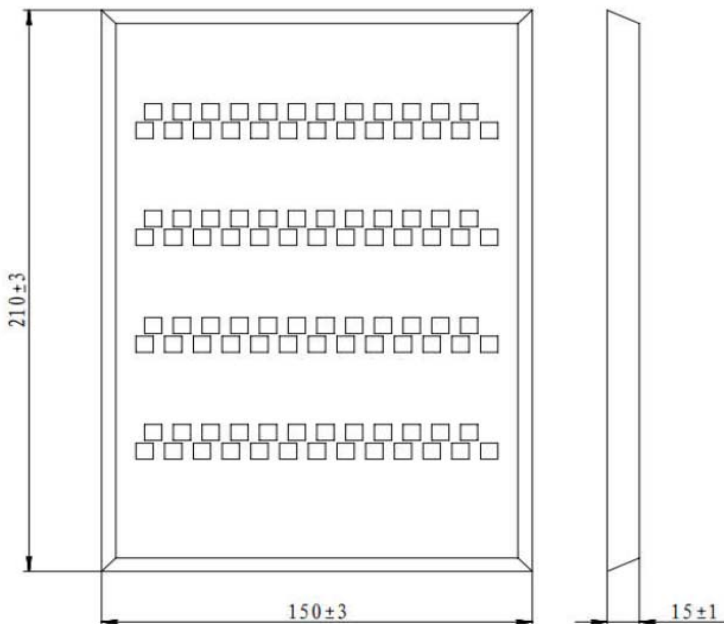
REF	mm	inch
A	62±2	2.441±0.079
B	6±0.2	0.236±0.008
C	Φ8±0.2	Φ0.315±0.008
D	Φ0.8±0.06	Φ0.0315±0.0024

**REFLOW PROFILE**

Reflow Condition		Pb-Free assembly (see figure at right)
Pre Heat	-Temperature Min ( $T_{s(min)}$ )	+150°C
	-Temperature Max( $T_{s(max)}$ )	+200°C
	-Time (Min to Max) (ts)	60-180 secs.
Average ramp up rate (Liquidus Temp ( $T_L$ )to peak)		3°C/sec. Max
$T_{s(max)}$ to $T_L$ - Ramp-up Rate		3°C/sec. Max
Reflow	-Temperature( $T_L$ )(Liquidus)	+217°C
	-Temperature( $t_L$ )	60-150 secs.
Peak Temp ( $T_p$ )		+260(+0/-5)°C
Time within 5°C of actual Peak Temp ( $t_p$ )		~10 secs.
Ramp-down Rate		6°C/sec. Max
Time 25°C to Peak Temp ( $T_p$ )		8 min. Max
Do not exceed		+260°C



**PACKAGE BOX INFORMATION**



100pcs/box

**PACKAGING**


Part No.	BOX Quantity (pcs)	Per Carton (pcs)
J10GxxxM2LC	100	10,000

Information furnished in this document is believed to be accurate and reliable. However, Jiangsu JieJie Microelectronics Co.,Ltd assumes no responsibility for the consequences of use without consideration for such information nor use beyond it.

Information mentioned in this document is subject to change without notice, apart from that when an agreement is signed, Jiangsu JieJie complies with the agreement.

Products and information provided in this document have no infringement of patents. Jiangsu JieJie assumes no responsibility for any infringement of other rights of third parties which may result from the use of such products and information.

This document is the 1.2nd version which is made in 10-May-2021. This document supersedes and replaces all information previously supplied.

 is a registered trademark of Jiangsu JieJie Microelectronics Co.,Ltd.

Copyright©2021 Jiangsu JieJie Microelectronics Co.,Ltd. Printed All rights reserved.